

Harmony Asian Balanced Fund (Class A-C)

28 February 2025

This is a marketing communication for professional advisors only

Investment objective*

The portfolio will be biased to investments in markets of developed Asian and emerging Asian countries, but could also hold investments outside these countries.

The portfolio aims to provide a balance between capital preservation and capital growth with a reduced level of volatility, via strategic exposures to a wide range of asset classes.

Lead portfolio managers



Andrew Hardy
Director of Investment
Management

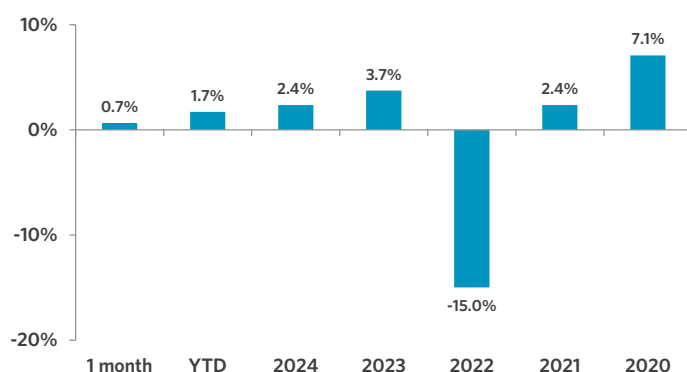


Alex Harvey
Senior Portfolio Manager
& Investment Strategist



Lorenzo La Posta
Portfolio Manager

Fund performance (Class A)



Cumulative performance (%) (Class A)

Performance	Mtd	Ytd	1 yr	3 yrs	5 yrs	Since inception
Cumulative	0.7	1.7	5.8	(3.9)	5.7	20.9
Annualised volatility						9.9

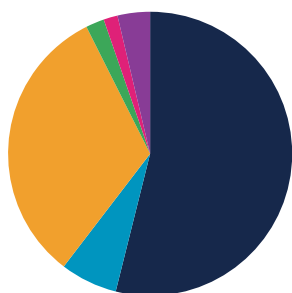
Cumulative returns (Class A - since inception, 12.08.2011)



Discrete annual performance (%) (Class A)

Feb 24 - 25	Feb 23 - 24	Feb 22 - 23	Feb 21 - 22	Feb 20 - 21
5.8	1.4	(10.5)	(3.2)	13.6

Strategy allocation



Equities	53.9%	Fixed income	32.2%
Asia ex-Japan equity	36.1%	Emerging market debt	12.4%
Japan equity	6.3%	Investment grade credit	6.0%
Australasia equity	5.0%	Government bonds	5.4%
Other equity	4.6%	Asset backed securities	2.3%
North America equity	1.2%	High yield credit	2.1%
United Kingdom equity	0.4%	Inflation-linked bonds	2.0%
Europe ex-UK equity	0.3%	Convertible bonds	1.0%
Specialist assets	6.5%	Loans	1.0%
Infrastructure	3.4%	Commodities	2.1%
Property	1.7%	Alternatives	1.6%
Private equity	1.1%	Cash & equivalents	3.7%
Specialist financials	0.2%		

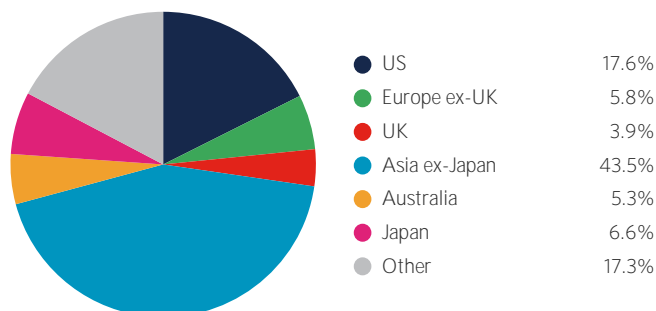
Manager commentary

- » No changes were made to the portfolio's asset allocation and manager selection.

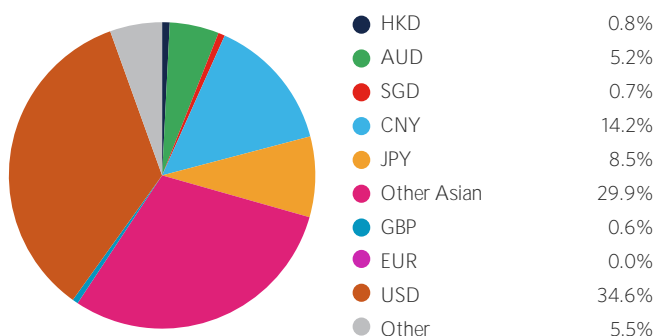
Portfolio holdings - top 20

Holding	
Prusik Asian Equity Income	12.0%
iShares Emerging Asia Local Govt Bond ETF	9.3%
Robeco QI Emerging Markets Enhanced Index Equities	9.1%
iShares MSCI EM Asia ETF	5.2%
Aikya Global Emerging Markets	4.7%
Schroder Emerging Markets Value	4.5%
Sands Capital Emerging Markets Growth	4.4%
US Treasury Bonds	3.8%
Cash	3.7%
iShares \$ Asia Investment Grade Corp Bond ETF	3.5%
Morant Wright Fuji Yield	3.2%
HSBC Global Emerging Market Government Bond Index	3.1%
Candriam Equities L Australia	3.0%
Hereford Bin Yuan Greater China	3.0%
Amundi MSCI Japan ETF	3.0%
iShares Global Corporate Bond	2.5%
TwentyFour Income	2.3%
WisdomTree Core Physical Gold ETC	2.1%
US TIPS	2.0%
iShares EUR Govt Bond Climate	1.6%

Geographic allocation



Currency allocation



Key information

Investment manager	Momentum Global Investment Management
Currency	USD
Inception date	12 August 2011
Structure	Part I Luxembourg 2010 Law (UCITS)
Minimum investment	USD 7,500
Investment horizon	6 years +
MGF AUM	USD 3,440.3 million
Asian Balanced Fund AUM	USD 15.7 million

Subscriptions/redemptions	Daily
ISIN A Class	LU0651983552
ISIN B Class	LU0651983636
ISIN C Class	LU0651983719
Price per share (NAV) A Class	USD 1.1426
Price per share (NAV) B Class	USD 1.1913
Price per share (NAV) C Class	USD 1.1960

Important Information - All data sourced from Momentum Global Investment Management, J.P. Morgan SE - Luxembourg Branch. Allocations subject to change. The value of the underlying funds and the income generated from them can go down as well as up and is not guaranteed. Investors may not get back the original amount invested. The value of investments involving exposure to foreign currencies can be affected by currency exchange rate fluctuations. Past performance is not a guide to future performance. Performance is calculated on a total return basis, net of all fees. The Fund is not managed with reference to a benchmark, but its performance may be measured against one. Portfolio holdings include indirect holdings in Momentum GF Global Equity Fund.

This is a marketing communication. This document does not provide all the facts needed to make an informed investment decision. Prior to investing, investors should read the Key Information Document (KID) and seek professional investment advice where appropriate. KIDs and the Prospectus are available in English at momentum.co.uk.

Harmony Portfolios are sub-funds of the MGF SICAV, which is domiciled in Luxembourg and regulated by the Commission de Surveillance du Secteur Financier. The fund conforms to the requirements of the European UCITS Directive. Either Momentum Global Investment Management Limited (MGIM) or FundRock Management Company S.A., the management company, may terminate arrangements for marketing under the denotification process in the new Cross-border Distribution Directive (Directive EU) 2019/1160. This financial promotion is issued by MGIM, who is the Investment manager, Promoter and Distributer for the MGF SICAV. MGIM is registered in England and Wales No. 03733094. Registered Office: The Rex Building, 62 Queen Street, London EC4R 1EB. MGIM is authorised and regulated by the Financial Conduct Authority No. 232357.