

Harmony Asian Balanced Fund (Class H)

31 January 2024

This is a marketing communication for professional advisors only

Investment objective*

The portfolio will be biased to investments in markets of developed Asian and emerging Asian countries, but could also hold investments outside these countries.

The portfolio aims to provide a balance between capital preservation and capital growth with a reduced level of volatility, via strategic exposures to a wide range of asset classes.

Lead portfolio managers



Andrew Hardy
Director of Investment
Management

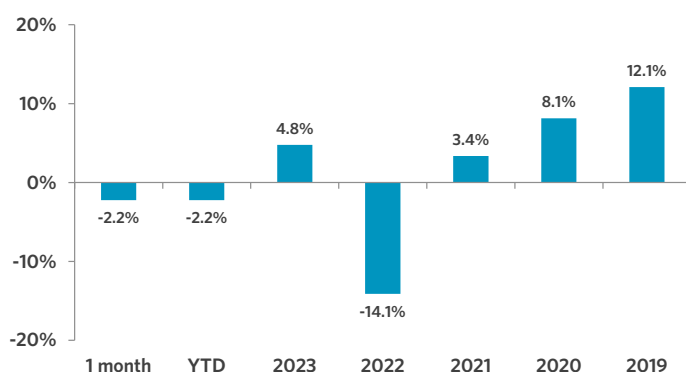


Alex Harvey
Senior Portfolio Manager
& Investment Strategist



Lorenzo La Posta
Portfolio Manager

Fund performance**



Cumulative performance (%)**

Performance	Mtd	Ytd	1 yr	3 yrs	5 yrs	Since inception
Cumulative	(2.2)	(2.2)	(2.8)	(9.6)	5.1	30.4
Annualised volatility						10.1

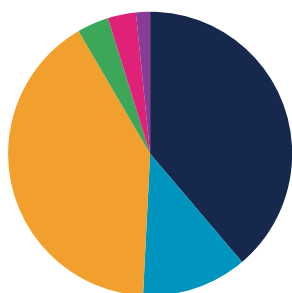
Cumulative returns (since Fund inception, 12.08.2011) **



Discrete annual performance (%)**

Jan 23 - 24	Jan 22 - 23	Jan 21 - 22	Jan 20 - 21	Jan 19 - 20
(2.8)	(5.8)	(1.2)	9.7	6.0

Strategy allocation



Equities	38.8%	Fixed income	40.8%
Asia ex-Japan equity	21.1%	Emerging market debt	23.5%
Japan equity	7.4%	Government bonds	8.7%
Australasia equity	4.2%	Convertible bonds	3.5%
North America equity	3.3%	Asset backed securities	1.8%
Other equity	2.0%	Loans	1.7%
Europe ex-UK equity	0.6%	High yield credit	1.6%
United Kingdom equity	0.2%	Commodities	3.6%
Specialist assets	12.0%	Alternatives	3.2%
Property	6.6%	Cash & equivalents	1.6%
Infrastructure	3.1%		
Specialist financials	1.2%		
Private equity	1.1%		

Manager commentary

» Markets began to consolidate in January and returns ended the month in a more mixed fashion, compared to the ' (almost) everything rally ' seen in Q4 2023. Global developed and US equities both continued their momentum to reach all-time highs, returning 1.2% and 1.7% respectively. Equity markets in Asia continued to show limited signs of agreement, with Japan posting a 7.8% return, while further challenges in China impacted Emerging Asia, falling 5.2%. UK equities ended the month down 1% after some varied data prints, while European equities outperformed, returning 1.9%. After the bond market rally in December, markets took a step back with global bonds declining 1.3%, following a re-assessment of 2024 interest rate projections. Despite a shaky start, credit markets ended the month undisturbed with a slight 0.2% decline in investment grade. In commodities, a tumultuous month geopolitically, led to a 6.1% rise in oil.

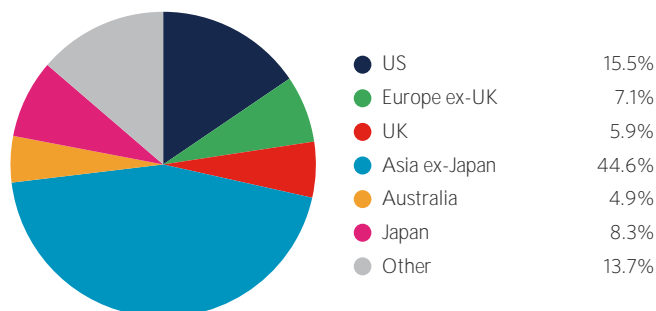
» Against this backdrop, we left manager selection and asset allocation unchanged in the portfolio, after a very active last month of the year.

Important Information - All data sourced from Momentum Global Investment Management, JP Morgan Bank (Luxembourg) S.A., Bloomberg Finance L.P. Allocations subject to change. *There can be no assurance that the Fund will achieve its investment objective. Please refer to the Prospectus for full details of the Fund, its charges, the investment objective and investment policy. **Performance figures prior to the Inception date of the Class H share have been simulated to reflect its lower fees by adjusting the Harmony Asian Balanced Fund Class A share's past performance. The simulated performance is based on the performance of the longest track record share class since the fund launch. Past performance is not a guide to future performance.

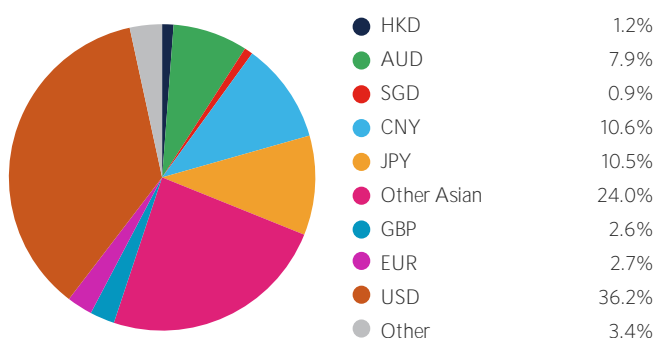
Portfolio holdings - top 20

Holding	
Fullerton Asian Currency Bonds	15.0%
Prusik Asian Equity Income	9.3%
iShares Developed Real Estate Index	6.6%
US Treasury Bonds	5.7%
Cadence Strategic Asia	4.4%
iShares Emerging Markets Government Bond Index	3.8%
Morant Wright Fuji Yield	3.7%
Aikya Global Emerging Markets	3.6%
iShares Physical Gold ETC	3.6%
Redwheel Asia Convertibles (USD hedged)	3.5%
FSSA Japan Focus	3.4%
Neuberger Berman Uncorrelated Strategies	3.2%
iShares EUR Govt Bond Climate	3.0%
Dimensional Emerging Markets Value	2.9%
Jupiter Global Emerging Markets Short Duration Bond	2.8%
Sands Capital Emerging Markets Growth	2.8%
iShares MSCI Australia	2.3%
Robeco Multi-Factor Global Equity	2.3%
Hereford Bin Yuan Greater China	1.9%
Ashmore Emerging Markets Asian High Yield Debt	1.9%

Geographic allocation



Currency allocation



Key information

Investment manager	Momentum Global Investment Management
Currency	USD
Inception date (Fund)	12 August 2011
Inception date (Class H)	20 October 2020
Structure	Part I Luxembourg 2010 Law (UCITS)

Minimum investment	USD 1,500,000
Investment horizon	6 years +
Subscriptions/redemptions	Daily
ISIN	LU1700369561
Price per share (NAV)	USD 0.9861

Important Information - All data sourced from Momentum Global Investment Management, JP Morgan Bank (Luxembourg) S.A., Bloomberg Finance L.P. Allocations subject to change. The value of the underlying funds and the income generated from them can go down as well as up and is not guaranteed. Investors may not get back the original amount invested. The value of investments involving exposure to foreign currencies can be affected by currency exchange rate fluctuations. Past performance is not a guide to future performance. Performance is calculated on a total return basis, net of all fees. The Fund is not managed with reference to a benchmark, but its performance may be measured against one. Portfolio holdings include indirect holdings in Momentum GF Global Equity Fund.

This is a marketing communication. This document does not provide all the facts needed to make an informed investment decision. Prior to investing, investors should read the Key Information Document (KID) and seek professional investment advice where appropriate. KIDs and the Prospectus are available in English at momentum.co.uk.

Harmony Portfolios are sub-funds of the Momentum Global Funds SICAV, which is domiciled in Luxembourg and regulated by the Commission de Surveillance du Secteur Financier. The fund conforms to the requirements of the European UCITS Directive. Either Momentum Global Investment Management Limited (MGIM) or FundRock Management Company S.A., the management company, may terminate arrangements for marketing under the denotification process in the new Cross-border Distribution Directive (Directive EU) 2019/1160. This financial promotion is issued by MGIM, who is the Investment manager, Promoter and Distributer for the Momentum Global Funds SICAV. MGIM is registered in England and Wales No. 03733094. Registered Office: The Rex Building, 62 Queen Street, London EC4R 1EB. MGIM is authorised and regulated by the Financial Conduct Authority No. 232357.