

Harmony Asian Growth Fund (Class H)

28 February 2025

This is a marketing communication for professional advisors only

Investment objective*

The portfolio will be biased to investments in markets of developed Asian and emerging Asian countries, but could also hold investments outside these countries.

The portfolio aims to provide capital growth but with a reduced level of volatility, via strategic exposures to a wide range of asset classes.

Lead portfolio managers



Andrew Hardy
Director of Investment
Management

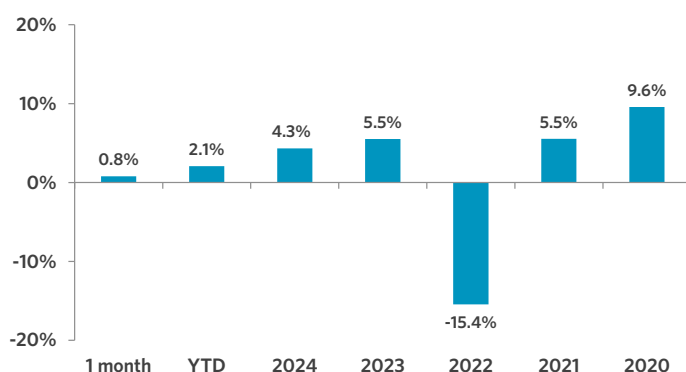


Alex Harvey
Senior Portfolio Manager
& Investment Strategist



Lorenzo La Posta
Portfolio Manager

Fund performance**



Cumulative performance (%)**

Performance	Mtd	Ytd	1 yr	3 yrs	5 yrs	Since inception
Cumulative	0.8	2.1	7.3	0.3	18.6	67.3
Annualised volatility						12.2

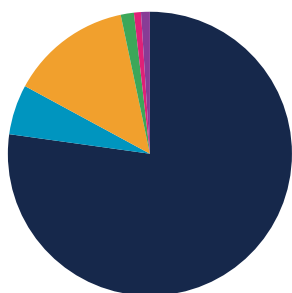
Cumulative returns (since Fund inception, 12.08.2011)**



Discrete annual performance (%)**

Feb 24 - 25	Feb 23 - 24	Feb 22 - 23	Feb 21 - 22	Feb 20 - 21
7.3	3.5	(9.7)	(2.5)	21.3

Strategy allocation



Equities	77.2%	Fixed Income	13.8%
Asia ex-Japan equity	50.6%	Emerging market debt	4.3%
Other equity	7.4%	High yield credit	2.5%
Australasia equity	7.1%	Government bonds	2.2%
Japan equity	6.2%	Investment grade credit	2.0%
United Kingdom equity	2.5%	Asset backed securities	1.5%
North America equity	2.1%	Convertible bonds	1.3%
Europe ex-UK equity	1.3%	Commodities	1.5%
Specialist assets	5.7%	Alternatives	0.8%
Private equity	2.4%	Cash & equivalents	1.0%
Infrastructure	2.2%		
Property	0.9%		
Specialist financials	0.4%		

Manager commentary

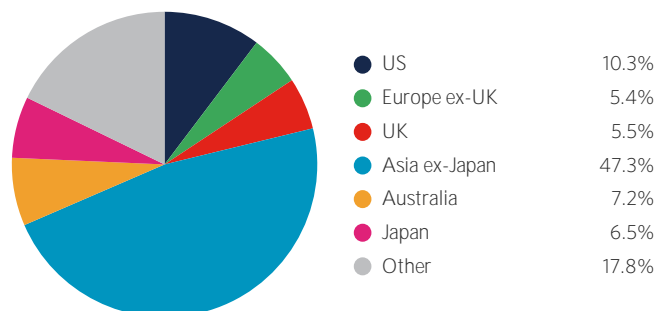
- » No changes were made to the portfolio's asset allocation and manager selection.

Important Information - All data sourced from Momentum Global Investment Management, J.P. Morgan SE - Luxembourg Branch. Allocations subject to change. *There can be no assurance that the Fund will achieve its investment objective. Please refer to the Prospectus for full details of the Fund, its charges, the investment objective and investment policy. **Performance figures, prior to the Inception date of the Class H share and where the Class H share is not active, have been simulated to reflect its lower fees by adjusting the Harmony Asian Growth Fund Class A share's past performance. The simulated performance is based on the performance of the longest track record share class since the fund launch. Past performance is not a guide to future performance. Performance is calculated on a total return basis, net of all fees.

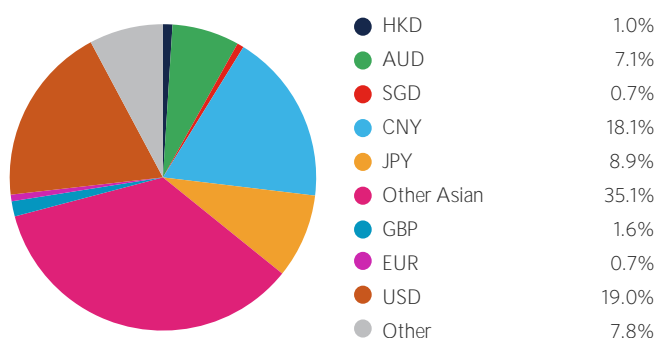
Portfolio holdings - top 20

Holding	
Prusik Asian Equity Income	14.8%
Robeco QI Emerging Markets Enhanced Index Equities	13.4%
Schroder Emerging Markets Value	6.8%
iShares MSCI EM Asia ETF	6.7%
Sands Capital Emerging Markets Growth	6.5%
Aikya Global Emerging Markets	6.2%
Hereford Bin Yuan Greater China	5.5%
Candriam Equities L Australia	4.5%
iShares Emerging Asia Local Govt Bond ETF	4.3%
Morant Wright Fuji Yield	3.3%
Amundi MSCI Japan ETF	2.8%
WisdomTree Core Physical Gold ETC	1.5%
TwentyFour Income	1.5%
Robeco Multi-Factor Global Equity	1.5%
Momentum Real Assets Growth & Income	1.4%
iShares Core MSCI Europe GBP ETF	1.3%
iShares Global Corporate Bond	1.3%
Jupiter Financial Contingent Capital	1.3%
Redwheel Global Convertibles	1.3%
US Treasury Bonds	1.3%

Geographic allocation



Currency allocation



Key information

Investment manager	Momentum Global Investment Management
Currency	USD
Inception date (Fund)	12 August 2011
Inception date (Class H)	10 February 2017
Structure	Part I Luxembourg 2010 Law (UCITS)

Minimum investment	USD 1,500,000
Investment horizon	7 years +
Subscriptions/redemptions	Daily
ISIN	LU1508132807
Price per share (NAV)	not currently active

Important Information - All data sourced from Momentum Global Investment Management, J.P. Morgan SE - Luxembourg Branch. Allocations subject to change. The value of the underlying funds and the income generated from them can go down as well as up and is not guaranteed. Investors may not get back the original amount invested. The value of investments involving exposure to foreign currencies can be affected by currency exchange rate fluctuations. Past performance is not a guide to future performance. Performance is calculated on a total return basis, net of all fees. The Fund is not managed with reference to a benchmark, but its performance may be measured against one. Portfolio holdings include indirect holdings in Momentum GF Global Equity Fund.

This is a marketing communication. This document does not provide all the facts needed to make an informed investment decision. Prior to investing, investors should read the Key Information Document (KID) and seek professional investment advice where appropriate. KIDs and the Prospectus are available in English at momentum.co.uk.

Harmony Portfolios are sub-funds of the MGF SICAV, which is domiciled in Luxembourg and regulated by the Commission de Surveillance du Secteur Financier. The fund conforms to the requirements of the European UCITS Directive. Either Momentum Global Investment Management Limited (MGIM) or FundRock Management Company S.A., the management company, may terminate arrangements for marketing under the denotification process in the new Cross-border Distribution Directive (Directive EU) 2019/1160. This financial promotion is issued by MGIM, who is the Investment manager, Promoter and Distributer for the MGF SICAV. MGIM is registered in England and Wales No. 03733094. Registered Office: The Rex Building, 62 Queen Street, London EC4R 1EB. MGIM is authorised and regulated by the Financial Conduct Authority No. 232357.