

Harmony Asian Growth Fund (Class E)

31 January 2025

This is a marketing communication for professional advisors only

Investment objective*

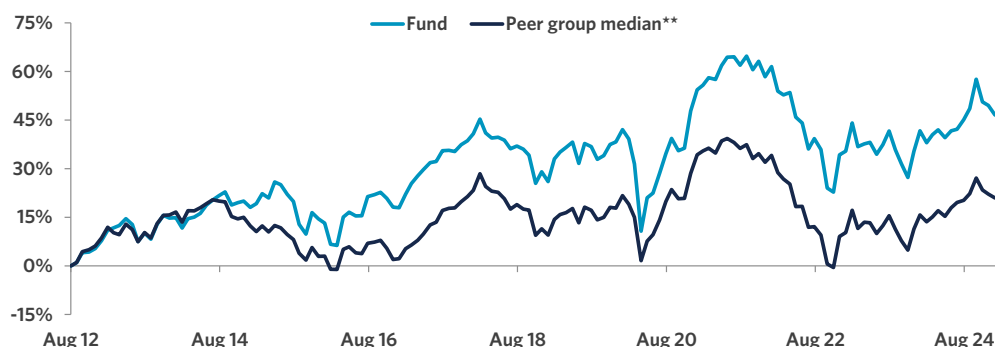
The portfolio will be biased to investments in markets of developed Asian and emerging Asian countries, but could also hold investments outside these countries.

The portfolio aims to provide capital growth but with a reduced level of volatility, via strategic exposures to a wide range of asset classes.

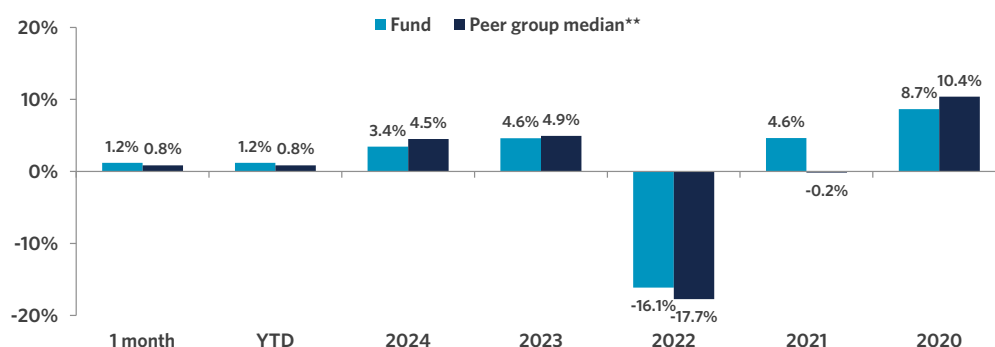
Manager commentary

» No changes were made to the portfolio's asset allocation and manager selection.

Cumulative returns (since inception, 06.08.2012)



Fund performance



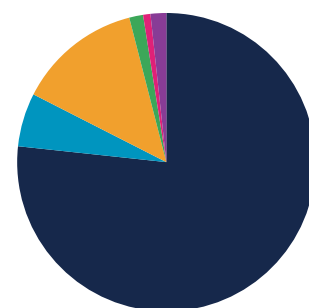
Cumulative performance (%)

	Mtd	Ytd	1 yr	3 yrs	5 yrs	Since inception
	1.2	1.2	7.5	(3.6)	6.6	48.4

Discrete annual performance (%)

	Jan 24 - 25	Jan 23 - 24	Jan 22 - 23	Jan 21 - 22	Jan 20 - 21	Annualised volatility
	7.5	(4.2)	(6.4)	(1.2)	11.9	11.7

Strategy allocation



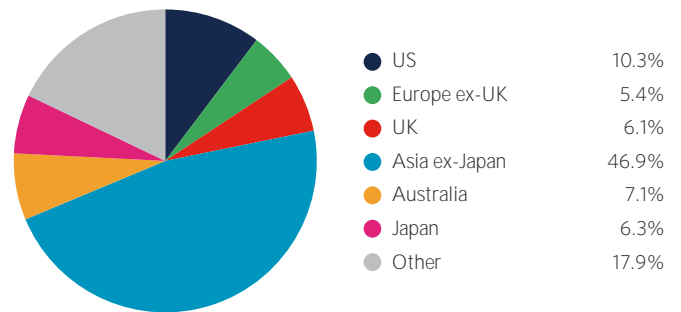
Equities	76.7%
Asia ex-Japan equity	50.3%
Other equity	7.2%
Australasia equity	7.0%
Japan equity	6.1%
United Kingdom equity	2.5%
North America equity	2.3%
Europe ex-UK equity	1.3%
Specialist assets	5.8%
Infrastructure	2.3%
Private equity	2.3%
Property	0.8%
Specialist financials	0.3%
Fixed income	13.5%
Emerging market debt	4.3%
High yield credit	2.5%
Government bonds	2.1%
Investment grade credit	2.0%
Asset backed securities	1.4%
Convertible bonds	1.2%
Commodities	1.5%
Alternatives	0.8%
Cash & equivalents	1.7%

Important Information - All data sourced from Momentum Global Investment Management, J.P. Morgan SE - Luxembourg Branch, Morningstar, Bloomberg Finance L.P. Allocations subject to change. *There can be no assurance that the Fund will achieve its investment objective. Please refer to the Prospectus for full details of the Fund, its charges, the investment objective and investment policy. **Peer group median comprises two components: 1) between inception date and 30.06.24, the median return of the composite (i) global peers and (ii) local peers, in the ratio 1:2. This weighting methodology is consistent with the "normal" asset allocation of the Fund, with a two-thirds bias towards "home" country assets and currencies; 2) between 01.07.24 to present, following the Strategic Asset Allocation changes, the median return of Morningstar EAA Asia Allocation. Past performance is not a guide to future performance. Performance is calculated on a total return basis, net of all fees.

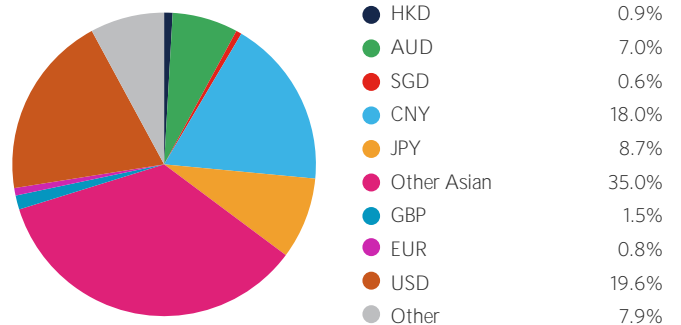
Portfolio holdings

Equities	76.7%
Robeco QI Emerging Markets Enhanced Index Equities	14.1%
Prusik Asian Equity Income	13.9%
Sands Capital Emerging Markets Growth	7.1%
Schroder Emerging Markets Value	6.6%
iShares MSCI EM Asia ETF	6.5%
Aikya Global Emerging Markets	6.0%
Hereford Bin Yuan Greater China	5.1%
Candriam Equities L Australia	4.7%
Morant Wright Fuji Yield	3.2%
Amundi MSCI Japan ETF	2.8%
Robeco Multi-Factor Global Equity	1.5%
iShares Core MSCI Europe GBP ETF	1.3%
iShares FTSE 100	1.1%
iShares Core S&P 500 ETF	0.8%
Evenlode Global Equity	0.5%
Jennison Global Equity Opportunities	0.4%
Lyrical Global Value Equity Strategy	0.4%
Paradice Global SMID Cap	0.2%
Artisan Global Value	0.2%
Rainier International SMID Cap Growth	0.1%
Granahan US Focused Growth	0.1%
Contrarius Global Equity	0.1%
Specialist assets	5.8%
Momentum Real Assets Growth & Income	1.3%
International Public Partnerships	0.7%
Maple-Brown Abbott Global Infrastructure	0.7%
iShares Developed Real Estate Index	0.5%
Chrysalis Investments	0.5%
Cordiant Digital Infrastructure	0.4%
Syncona	0.3%
Schroder Capital Global Innovation Trust	0.3%
Partners Group Private Equity	0.3%
Oakley Capital Investments	0.3%
Molten Ventures	0.3%
Digital 9 Infrastructure	0.2%
Fixed Income	13.5%
iShares Emerging Asia Local Govt Bond ETF	4.3%
TwentyFour Income	1.4%
Jupiter Financial Contingent Capital	1.3%
iShares Global Corporate Bond	1.3%
Redwheel Global Convertibles	1.2%
Candriam Global High Yield	1.2%
US Treasury Bonds	1.2%
iShares EUR Govt Bond Climate	0.9%
iShares \$ Asia Investment Grade Corp Bond ETF	0.7%
Commodities	1.5%
WisdomTree Core Physical Gold ETC	1.5%
Alternatives	0.8%
Neuberger Berman Uncorrelated Strategies	0.8%
Cash & equivalents	1.7%
Cash	1.7%

Geographic allocation



Currency allocation



Key information

Investment manager	Momentum Global Investment Management
Currency	USD
Inception date	03 August 2012
Minimum investment	USD 250,000
Investment horizon	6 years +
Subscriptions/redemptions	Daily
ISIN	LU0795380517
Peer group**	Morningstar EAA Asia Allocation
Price per share (NAV)	USD 1.4836

Important Information - All data sourced from Momentum Global Investment Management, J.P. Morgan SE - Luxembourg Branch. Allocations subject to change. The value of the underlying funds and the income generated from them can go down as well as up and is not guaranteed. Investors may not get back the original amount invested. The value of investments involving exposure to foreign currencies can be affected by currency exchange rate fluctuations. Past performance is not a guide to future performance. Performance is calculated on a total return basis, net of all fees. Portfolio holdings include indirect holdings in Momentum GF Global Equity Fund. **Peer group median comprises two components: 1) between inception date and 30.06.24, the median return of the composite (i) global peers and (ii) local peers, in the ratio 1:2. This weighting methodology is consistent with the "normal" asset allocation of the Fund, with a two-thirds bias towards "home" country assets and currencies; 2) between 01.07.24 to present, following the Strategic Asset Allocation changes, the median return of Morningstar EAA Asia Allocation. Past performance is not a guide to future performance. Performance is calculated on a total return basis, net of all fees.

This is a marketing communication. This document does not provide all the facts needed to make an informed investment decision. Prior to investing, investors should read the Key Information Document (KID) and seek professional investment advice where appropriate. KIDs and the Prospectus are available in English at momentum.co.uk.

Harmony Portfolios are sub-funds of the MGF SICAV, which is domiciled in Luxembourg and regulated by the Commission de Surveillance du Secteur Financier. The fund conforms to the requirements of the European UCITS Directive. Either Momentum Global Investment Management Limited (MGIM) or FundRock Management Company S.A., the management company, may terminate arrangements for marketing under the denotification process in the new Cross-border Distribution Directive (Directive EU) 2019/1160. This financial promotion is issued by MGIM, who is the Investment manager, Promoter and Distributer for the MGF SICAV. MGIM is registered in England and Wales No. 03733094. Registered Office: The Rex Building, 62 Queen Street, London EC4R 1EB. MGIM is authorised and regulated by the Financial Conduct Authority No. 232357.