

Harmony Asian Growth Fund (Class A-C)

30 January 2026

This is a marketing communication for professional advisors only

Investment objective*

The portfolio will be biased to investments in markets of developed Asian and emerging Asian countries, but could also hold investments outside these countries.

The portfolio aims to provide capital growth but with a reduced level of volatility, via strategic exposures to a wide range of asset classes.

Lead portfolio managers

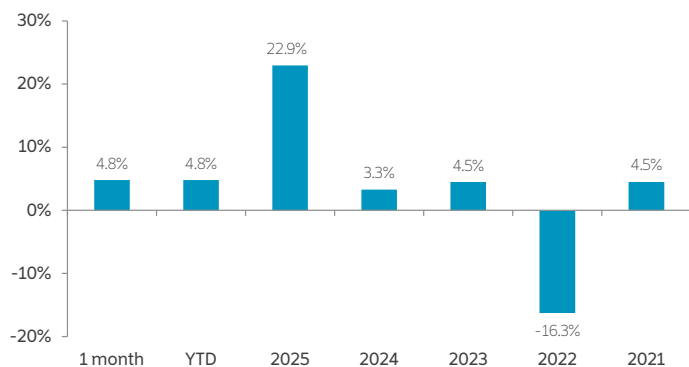


Alex Harvey
Senior Portfolio Manager &
Investment Strategist

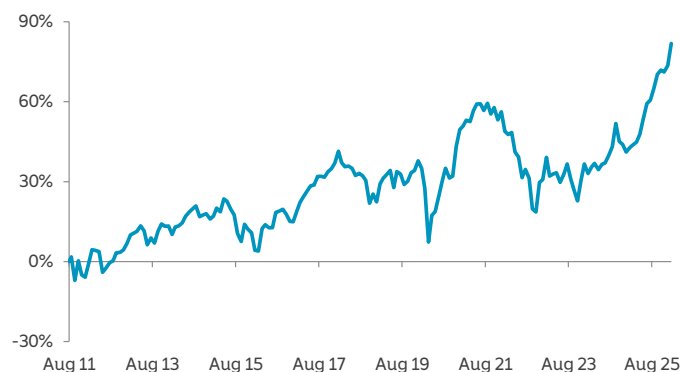


Lorenzo La Posta
Portfolio Manager

Fund performance (Class A)



Cumulative returns (Class A - since inception, 12.08.2011)



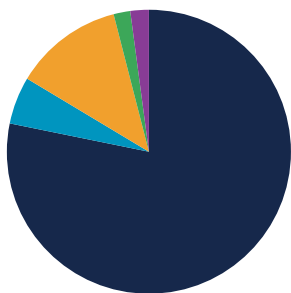
Cumulative performance (%) (Class A)

Performance	Mtd	Ytd	1 yr	3 yrs	5 yrs	Since inception
Cumulative	4.8	4.8	27.3	30.7	20.5	81.8
Annualised volatility						11.9

Discrete annual performance (%) (Class A)

Jan 25 - Jan 26	Jan 24 - Jan 25	Jan 23 - Jan 24	Jan 22 - Jan 23	Jan 21 - Jan 22
27.3	7.3	(4.3)	(6.5)	(1.3)

Strategy allocation



Equities	78.2%	Fixed income	12.4%
Asia ex-Japan equity	50.7%	Emerging market debt	5.5%
Other equity	8.2%	High yield credit	2.4%
Japan equity	6.6%	Government bonds	2.3%
North America equity	5.7%	Asset backed securities	1.4%
Australasia equity	4.8%	Investment grade credit	0.8%
United Kingdom equity	1.3%	Commodities	1.9%
Europe ex-UK equity	0.9%	Precious metals	1.9%
Specialist assets	5.4%	Cash & equivalents	2.1%
Infrastructure	2.2%		
Private equity	1.9%		
Property	0.9%		
Specialist financials	0.4%		

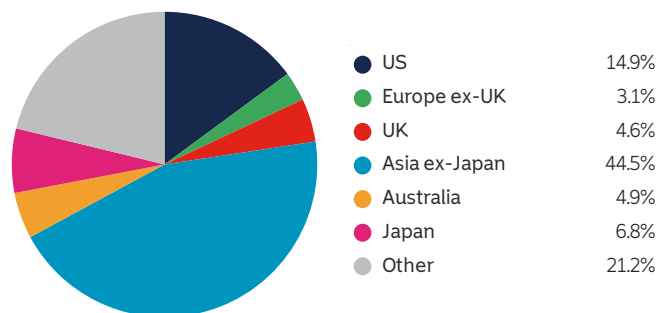
Manager commentary

- » In early January, President Trump ordered US strikes in Venezuela that led to Nicolás Maduro's capture and a sudden break in Bolivarian rule—big headlines but limited market impact given Venezuela's small share of global oil output. Attention then shifted to escalating tensions in Iran amid reports of mass protest deaths, alongside domestic backlash after two Minneapolis protesters were killed by ICE patrols. The US also built up forces in the Persian Gulf and clashed diplomatically with Denmark over Greenland, though Trump later appeared to rule out military action at Davos. Markets largely "looked through" this geopolitical noise, focusing on strong US earnings, a steady Fed, and a rally broadening toward small caps (Russell 2000 up ~5% vs "Magnificent Seven" slightly down). Asia and emerging market equities rose, bonds were modest, and gold/silver surged on a "debasement" narrative signalling lingering, underpriced risk and some investor complacency.
- » Against this backdrop, we left manager selection and asset allocation unchanged.

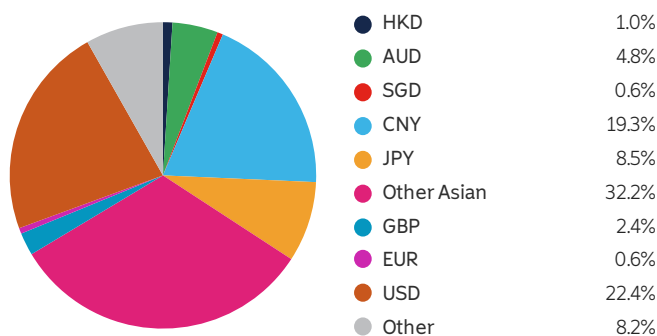
Portfolio holdings - top 20

Holding	
Prusik Asian Equity Income	15.0%
Robeco QI Emerging Markets Enhanced Index Equities	11.7%
Aikya Global Emerging Markets	9.9%
iShares MSCI EM Asia ETF	7.2%
Sands Capital Emerging Markets Growth	6.6%
Hereford Bin Yuan Greater China	5.2%
Schroder Emerging Markets Value	4.5%
Morant Wright Fuji Yield	3.2%
Comgest Growth Japan	3.2%
Global Evolution Emerging Markets Blended High Conviction	3.0%
MSCI World Minimum Volatility Index Futures	2.9%
Candriam Equities L Australia	2.7%
iShares Emerging Asia Local Govt Bond ETF	2.5%
Robeco Multi-Factor Global Equity	2.2%
Cash	2.1%
WisdomTree Core Physical Gold ETC	1.9%
Candriam Global High Yield	1.9%
Momentum Real Assets Growth & Income	1.6%
TwentyFour Income	1.4%
iShares EUR Govt Bond Climate	1.3%

Geographic allocation



Currency allocation



Key information

Investment manager	Momentum Global Investment Management
Currency	USD
Inception date	12 August 2011
Structure	Part I Luxembourg 2010 Law (UCITS)
Minimum investment	USD 7,500
Investment horizon	7 years +
MGF SICAV AUM	USD 4,009.0 million
Fund AUM	USD 33.4 million

Subscriptions/redemptions	Daily
ISIN A Class	LU0651983982
ISIN B Class	LU0651984014
ISIN C Class	LU0651984105
Price per share (NAV) A Class	USD 1.7419
Price per share (NAV) B Class	USD 1.7716
Price per share (NAV) C Class	USD 1.7926

Important Information - All data sourced from Momentum Global Investment Management, J.P. Morgan SE - Luxembourg Branch. Allocations subject to change. The value of the underlying funds and the income generated from them can go down as well as up and is not guaranteed. Investors may not get back the original amount invested. The value of investments involving exposure to foreign currencies can be affected by currency exchange rate fluctuations. Past performance is not a guide to future performance. Performance is calculated on a total return basis, net of all fees. The Fund is not managed with reference to a benchmark, but its performance may be measured against one. Portfolio holdings include indirect holdings in Momentum GF Global Equity Fund.

This is a marketing communication. This document does not provide all the facts needed to make an informed investment decision. Prior to investing, investors should read the Key Information Document (KID) and seek professional investment advice where appropriate. KIDs and the Prospectus are available in English at momentum.co.uk.

Harmony Portfolios are sub-funds of the MGF SICAV, which is domiciled in Luxembourg and regulated by the Commission de Surveillance du Secteur Financier. The fund conforms to the requirements of the European UCITS Directive. Either Momentum Global Investment Management Limited (MGIM) or FundRock Management Company S.A., the management company, may terminate arrangements for marketing under the denotification process in the new Cross-border Distribution Directive (Directive EU) 2019/1160. This financial promotion is issued by MGIM, who is the investment manager, Promoter and Distributor for the MGF SICAV. MGIM is registered in England and Wales No. 03733094. Registered Office: 3 More London Riverside, London SE1 2AQ. MGIM is authorised and regulated by the Financial Conduct Authority No. 232357.