

# Harmony Asian Growth Fund (Class D)

31 July 2025

This is a marketing communication for professional advisors only

## Investment objective\*

The portfolio will be biased to investments in markets of developed Asian and emerging Asian countries, but could also hold investments outside these countries.

The portfolio aims to provide capital growth but with a reduced level of volatility, via strategic exposures to a wide range of asset classes.

## Lead portfolio managers

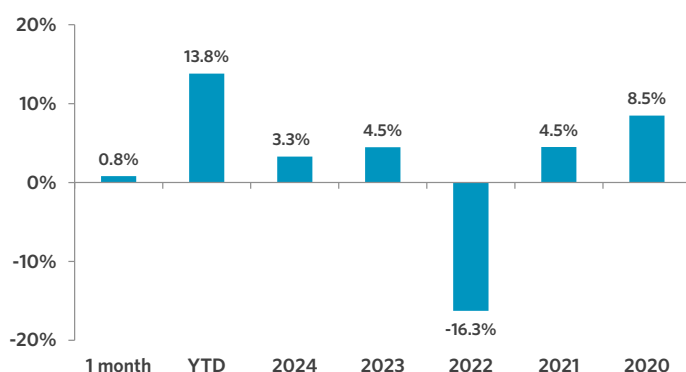


Alex Harvey  
Senior Portfolio Manager  
& Investment Strategist



Lorenzo La Posta  
Portfolio Manager

## Fund performance\*\*



## Cumulative performance (%)\*\*

Performance	Mtd	Ytd	1 yr	3 yrs	5 yrs	Since inception
Cumulative	0.8	13.8	14.9	19.3	23.1	57.2
Annualised volatility						11.7

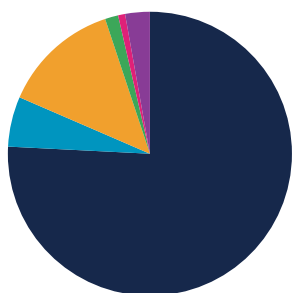
## Cumulative returns (since inception, 18.10.2011)\*\*



## Discrete annual performance (%)\*\*

Jul 24 - 25	Jul 23 - 24	Jul 22 - 23	Jul 21 - 22	Jul 20 - 21
14.9	2.3	1.5	(14.1)	20.1

## Strategy allocation



<b>Equities</b>	<b>75.8%</b>	<b>Fixed income</b>	<b>13.4%</b>
Asia ex-Japan equity	49.4%	Emerging market debt	4.2%
Other equity	7.8%	High yield credit	3.0%
Japan equity	6.5%	Government bonds	1.8%
Australasia equity	6.3%	Convertible bonds	1.4%
North America equity	2.3%	Asset backed securities	1.4%
United Kingdom equity	2.3%	Inflation-linked bonds	0.8%
Europe ex-UK equity	1.2%	Investment grade credit	0.8%
<b>Specialist assets</b>	<b>5.7%</b>	<b>Commodities</b>	<b>1.5%</b>
Private equity	2.3%	<b>Alternatives</b>	<b>0.8%</b>
Infrastructure	2.1%	<b>Cash &amp; equivalents</b>	<b>2.8%</b>
Property	0.9%		
Specialist financials	0.4%		

## Manager commentary

» In July 2025, markets remained resilient despite uncertainty surrounding Donald Trump's 1st August tariff deadline, buoyed by optimism that key trade deals would be finalised—which they were, heavily favouring the US. Japan and the EU agreed to 15% tariffs and pledged massive US investments, exposing political weaknesses in both regions. The UK's earlier 10% tariff deal now appears relatively favourable. US economic data was strong, with falling jobless claims, rising consumer confidence, and Q2 GDP growth of 3.0% driven by a sharp drop in imports. Markets were further supported by robust corporate earnings, especially in AI-related sectors, and expectations of future US rate cuts due to a likely dovish Fed leadership in 2026. Equities rallied, led by US mega cap tech, while the dollar surged, dampening returns in other currencies. The UK faced stagflationary pressures, with rising inflation and unemployment. Although some tariff issues remain unresolved, notably with China, the resolution of many deals and the passage of the 'One Big Beautiful Bill' reduced policy uncertainty, boosting risk assets. However, with valuations stretched, especially in AI stocks, a cautious short-term outlook is advised, though the medium-term view remains constructive.

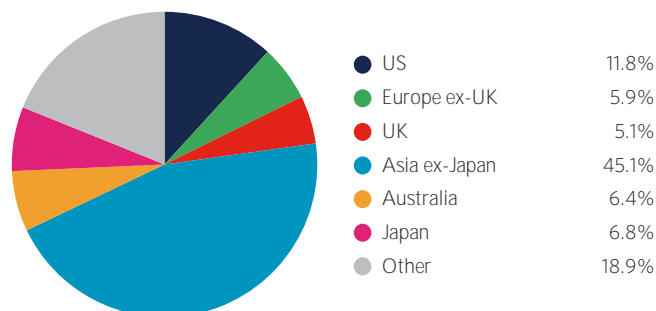
» Against this backdrop, there were no manager or asset allocation changes in the portfolio.

*Important Information - All data sourced from Momentum Global Investment Management, J.P. Morgan SE - Luxembourg Branch. Allocations subject to change. \*There can be no assurance that the Fund will achieve its investment objective. Please refer to the Prospectus for full details of the Fund, its charges, the investment objective and investment policy. \*\*Performance figures comprise two components: i) figures reflect Class D share's returns for the first 5 years after Class D share's inception; ii) Class A share's returns are taken thereafter, to present. Please refer to the Fees and Expenses, Deferred Subscription Charge - Class D section of the Prospectus regarding the conversion to Class A following the five year anniversary of the original subscription into Class D. Past performance is not a guide to future performance. Performance is calculated on a total return basis, net of all fees.*

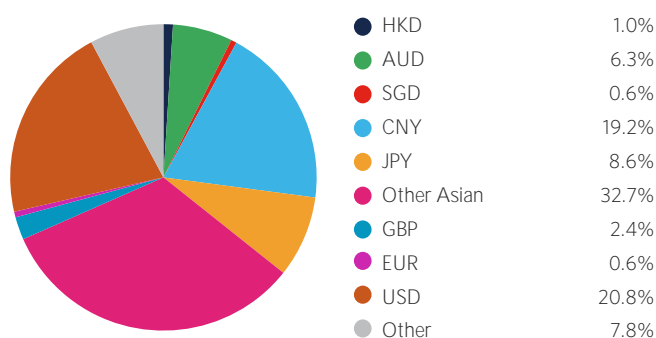
## Portfolio holdings - top 20

Holding	
Prusik Asian Equity Income	15.3%
Robeco QI Emerging Markets Enhanced Index Equities	12.7%
iShares MSCI EM Asia ETF	6.5%
Schroder Emerging Markets Value	6.3%
Sands Capital Emerging Markets Growth	6.3%
Aikya Global Emerging Markets	6.2%
Hereford Bin Yuan Greater China	5.2%
iShares Emerging Asia Local Govt Bond ETF	4.2%
Candriam Equities L Australia	4.1%
Morant Wright Fuji Yield	3.3%
Comgest Growth Japan	3.0%
Cash	2.8%
Candriam Global High Yield	1.9%
Momentum Real Assets Growth & Income	1.7%
Robeco Multi-Factor Global Equity	1.6%
WisdomTree Core Physical Gold ETC	1.5%
Redwheel Global Convertibles	1.4%
TwentyFour Income	1.4%
iShares FTSE 100	1.3%
iShares EUR Govt Bond Climate	1.1%

## Geographic allocation



## Currency allocation



## Key information

Investment manager	Momentum Global Investment Management
Currency	USD
Inception date	17 October 2011
Structure	Part I Luxembourg 2010 Law (UCITS)
Minimum investment	USD 7,500
Investment horizon	7 years +

MGF SICAV AUM	USD 3,654.8 million
Fund AUM	USD 17.1 million
Subscriptions/redemptions	Daily
ISIN	LU0651984287
Price per share (NAV)	USD 1.4678

## Deferred Subscription Charge - Class D only

The Fund is permitted to make a charge on the sale of Shares to an investor of 5 per cent of the amount subscribed. The amount of this charge is paid by the Fund at the time of the subscription and is deferred and amortised over a 5-year period. Shareholders of Share Class D see the cost of this charge reflected in a decreased Net Asset Value price of Share Class D.

Should an investor redeem before the 5-year period has elapsed, the Fund is permitted to deduct the remainder of the Deferred Subscription Charge from the redemption proceeds for the benefit of the relevant Fund. The remaining charge will be calculated on a first in, first out basis and pro-rata dependent upon the number of Shares redeemed.

Charges will be applied to the redemption proceeds as below:

- » Within one year of initial subscription 5%
- » Between 1 & 2 years of initial subscription 4%
- » Between 2 & 3 years of initial subscription 3%
- » Between 3 & 4 years of initial subscription 2%
- » Between 4 & 5 years of initial subscription 1%
- » After 5 years of initial subscription No charge

At the end of the month following the five-year anniversary of the original subscription, once the initial charge is repaid in full to the Fund, any remaining shareholding will be automatically converted to Share Class A.

Please refer to the Deferred Subscription Charge section of the prospectus for further details.

**Important Information** - All data sourced from Momentum Global Investment Management, J.P. Morgan SE - Luxembourg Branch. Allocations subject to change. The value of the underlying funds and the income generated from them can go down as well as up and is not guaranteed. Investors may not get back the original amount invested. The value of investments involving exposure to foreign currencies can be affected by currency exchange rate fluctuations. Past performance is not a guide to future performance. Performance is calculated on a total return basis, net of all fees. The Fund is not managed with reference to a benchmark, but its performance may be measured against one. Portfolio holdings include indirect holdings in Momentum GF Global Equity Fund.

This is a marketing communication. This document does not provide all the facts needed to make an informed investment decision. Prior to investing, investors should read the Key Information Document (KID) and seek professional investment advice where appropriate. KIDs and the Prospectus are available in English at [momentum.co.uk](http://momentum.co.uk).

Harmony Portfolios are sub-funds of the MGF SICAV, which is domiciled in Luxembourg and regulated by the Commission de Surveillance du Secteur Financier. The fund conforms to the requirements of the European UCITS Directive. Either Momentum Global Investment Management Limited (MGIM) or FundRock Management Company S.A., the management company, may terminate arrangements for marketing under the denotification process in the new Cross-border Distribution Directive (Directive EU) 2019/1160. This financial promotion is issued by MGIM, who is the Investment manager, Promoter and Distributer for the MGF SICAV. MGIM is registered in England and Wales No. 03733094. Registered Office: The Rex Building, 62 Queen Street, London EC4R 1EB. MGIM is authorised and regulated by the Financial Conduct Authority No. 232357.