

Harmony Asian Growth Fund (Class D)

30 June 2025

This is a marketing communication for professional advisors only

Investment objective*

The portfolio will be biased to investments in markets of developed Asian and emerging Asian countries, but could also hold investments outside these countries.

The portfolio aims to provide capital growth but with a reduced level of volatility, via strategic exposures to a wide range of asset classes.

Lead portfolio managers



Andrew Hardy
Director of Investment
Management

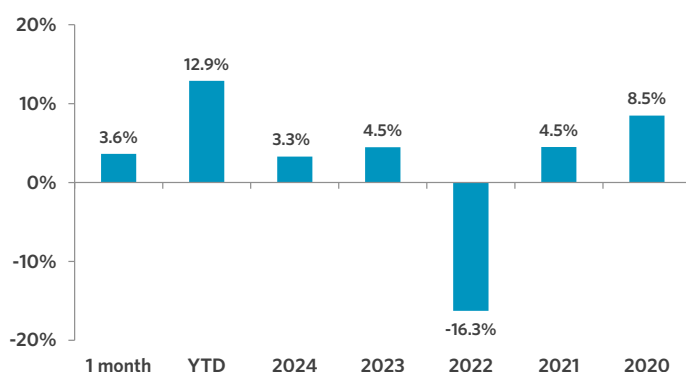


Alex Harvey
Senior Portfolio Manager
& Investment Strategist



Lorenzo La Posta
Portfolio Manager

Fund performance**



Cumulative performance (%)**

Performance	Mtd	Ytd	1 yr	3 yrs	5 yrs	Since inception
Cumulative	3.6	12.9	16.3	21.1	27.8	56.0
Annualised volatility						11.7

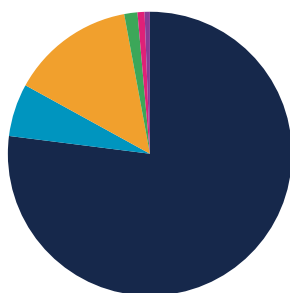
Cumulative returns (since inception, 18.10.2011)**



Discrete annual performance (%)**

Jun 24 - 25	Jun 23 - 24	Jun 22 - 23	Jun 21 - 22	Jun 20 - 21
16.3	3.3	0.8	(17.4)	27.7

Strategy allocation



Equities	77.0%	Fixed Income	14.1%
Asia ex-Japan equity	50.1%	Emerging market debt	4.4%
Other equity	7.8%	High yield credit	3.1%
Japan equity	6.7%	Government bonds	2.0%
Australasia equity	6.3%	Asset backed securities	1.5%
United Kingdom equity	2.5%	Convertible bonds	1.4%
North America equity	2.4%	Inflation-linked bonds	0.9%
Europe ex-UK equity	1.2%	Investment grade credit	0.8%
Specialist assets	6.0%	Commodities	1.5%
Private equity	2.4%	Alternatives	0.8%
Infrastructure	2.2%	Cash & equivalents	0.6%
Property	1.0%		
Specialist financials	0.4%		

Manager commentary

» Global financial markets staged a broad rally in June, with equity indices across the world reaching new highs as investors welcomed signs of easing trade tensions and grew increasingly confident of impending interest rate cuts from the US Federal Reserve. A mid-month ceasefire between Israel and Iran also contributed to a more positive risk sentiment, though it sparked volatility in oil markets throughout the month. Global bonds were modestly positive, supported by a flight to safety during what was a volatile month. The US dollar kept weakening, which was particularly supportive for emerging market equities and bonds.

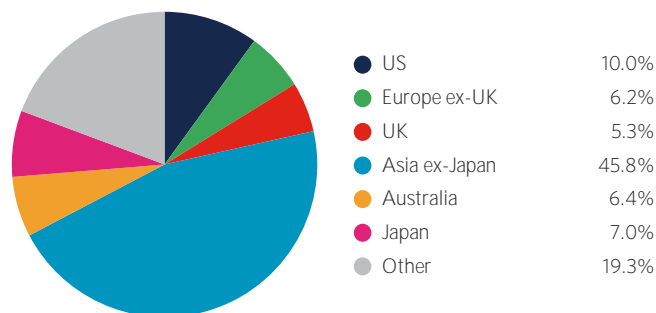
» Against this backdrop, we exited our allocation to MSCI World Minimum Volatility equity futures and reinvested that capital by increasing exposure to the Candriam Global High Yield strategy. The two investments are somewhat comparable, the former on the lower end of the equity risk spectrum, the latter on the higher end of corporate fixed income risk spectrum. Equities have performed strongly since the depth of the tariff crash and current valuations are looking somewhat fragile, so we thought it prudent to move towards a higher quality, lower volatility exposure such as Candriam's portfolio.

*Important Information - All data sourced from Momentum Global Investment Management, J.P. Morgan SE - Luxembourg Branch. Allocations subject to change. *There can be no assurance that the Fund will achieve its investment objective. Please refer to the Prospectus for full details of the Fund, its charges, the investment objective and investment policy. **Performance figures comprise two components: i) figures reflect Class D share's returns for the first 5 years after Class D share's inception; ii) Class A share's returns are taken thereafter, to present. Please refer to the Fees and Expenses, Deferred Subscription Charge - Class D section of the Prospectus regarding the conversion to Class A following the five year anniversary of the original subscription into Class D. Past performance is not a guide to future performance. Performance is calculated on a total return basis, net of all fees.*

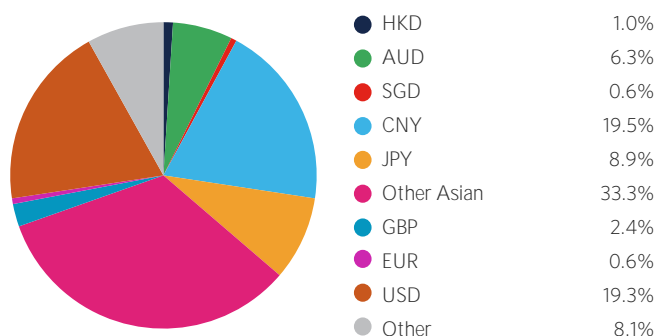
Portfolio holdings - top 20

Holding	
Prusik Asian Equity Income	14.9%
Robeco QI Emerging Markets Enhanced Index Equities	13.3%
Sands Capital Emerging Markets Growth	6.6%
iShares MSCI EM Asia ETF	6.6%
Aikya Global Emerging Markets	6.6%
Schroder Emerging Markets Value	6.3%
Hereford Bin Yuan Greater China	5.1%
iShares Emerging Asia Local Govt Bond ETF	4.4%
Candriam Equities L Australia	4.1%
Morant Wright Fuji Yield	3.3%
Comgest Growth Japan	3.2%
Candriam Global High Yield	2.0%
Momentum Real Assets Growth & Income	1.8%
Robeco Multi-Factor Global Equity	1.6%
TwentyFour Income	1.5%
WisdomTree Core Physical Gold ETC	1.5%
Redwheel Global Convertibles	1.4%
iShares FTSE 100	1.3%
iShares EUR Govt Bond Climate	1.2%
Jupiter Financial Contingent Capital	1.1%

Geographic allocation



Currency allocation



Key information

Investment manager	Momentum Global Investment Management
Currency	USD
Inception date	17 October 2011
Structure	Part I Luxembourg 2010 Law (UCITS)
Minimum investment	USD 7,500
Investment horizon	7 years +

MGF SICAV AUM	USD 3,653.3 million
Fund AUM	USD 16.7 million
Subscriptions/redemptions	Daily
ISIN	LU0651984287
Price per share (NAV)	USD 1.4570

Deferred Subscription Charge - Class D only

The Fund is permitted to make a charge on the sale of Shares to an investor of 5 per cent of the amount subscribed. The amount of this charge is paid by the Fund at the time of the subscription and is deferred and amortised over a 5-year period. Shareholders of Share Class D see the cost of this charge reflected in a decreased Net Asset Value price of Share Class D.

Should an investor redeem before the 5-year period has elapsed, the Fund is permitted to deduct the remainder of the Deferred Subscription Charge from the redemption proceeds for the benefit of the relevant Fund. The remaining charge will be calculated on a first in, first out basis and pro-rata dependent upon the number of Shares redeemed.

Charges will be applied to the redemption proceeds as below:

» Within one year of initial subscription	5%
» Between 1 & 2 years of initial subscription	4%
» Between 2 & 3 years of initial subscription	3%
» Between 3 & 4 years of initial subscription	2%
» Between 4 & 5 years of initial subscription	1%
» After 5 years of initial subscription	No charge

At the end of the month following the five-year anniversary of the original subscription, once the initial charge is repaid in full to the Fund, any remaining shareholding will be automatically converted to Share Class A.

Please refer to the Deferred Subscription Charge section of the prospectus for further details.

Important Information - All data sourced from Momentum Global Investment Management, J.P. Morgan SE - Luxembourg Branch. Allocations subject to change. The value of the underlying funds and the income generated from them can go down as well as up and is not guaranteed. Investors may not get back the original amount invested. The value of investments involving exposure to foreign currencies can be affected by currency exchange rate fluctuations. Past performance is not a guide to future performance. Performance is calculated on a total return basis, net of all fees. The Fund is not managed with reference to a benchmark, but its performance may be measured against one. Portfolio holdings include indirect holdings in Momentum GF Global Equity Fund.

This is a marketing communication. This document does not provide all the facts needed to make an informed investment decision. Prior to investing, investors should read the Key Information Document (KID) and seek professional investment advice where appropriate. KIDs and the Prospectus are available in English at momentum.co.uk.

Harmony Portfolios are sub-funds of the MGF SICAV, which is domiciled in Luxembourg and regulated by the Commission de Surveillance du Secteur Financier. The fund conforms to the requirements of the European UCITS Directive. Either Momentum Global Investment Management Limited (MGIM) or FundRock Management Company S.A., the management company, may terminate arrangements for marketing under the denotification process in the new Cross-border Distribution Directive (Directive EU) 2019/1160. This financial promotion is issued by MGIM, who is the Investment manager, Promoter and Distributor for the MGF SICAV. MGIM is registered in England and Wales No. 03733094. Registered Office: The Rex Building, 62 Queen Street, London EC4R 1EB. MGIM is authorised and regulated by the Financial Conduct Authority No. 232357.