

Harmony Australian Dollar Growth Fund (Class J)

31 December 2025

This is a marketing communication for professional advisors only

Investment objective*

The portfolio will be biased to investments in Australia, but could also hold investments outside this country.

The portfolio aims to provide capital growth in Australian dollars but with a reduced level of volatility, via strategic exposures to a wide range of asset classes.

Lead portfolio managers

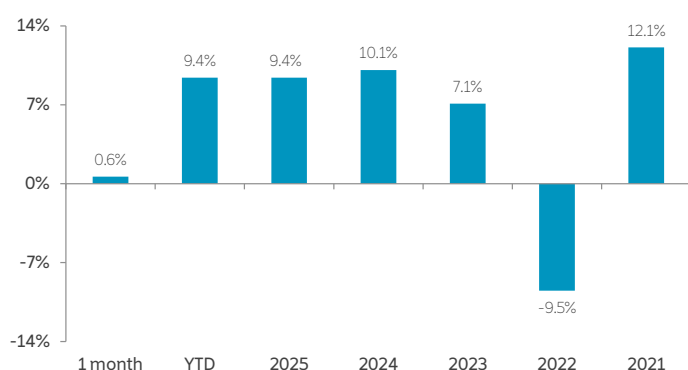


Alex Harvey
Senior Portfolio Manager &
Investment Strategist



Lorenzo La Posta
Portfolio Manager

Fund performance**



Cumulative returns (since Fund inception, 12.08.2011)**



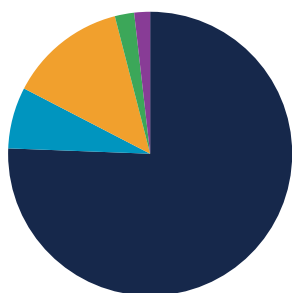
Cumulative performance (%)**

Performance	Mtd	Ytd	1 yr	3 yrs	5 yrs	Since inception
Cumulative	0.6	9.4	9.4	29.0	30.9	149.7
Annualised volatility						8.1

Discrete annual performance (%)**

Dec 24 - Dec 25	Dec 23 - Dec 24	Dec 22 - Dec 23	Dec 21 - Dec 22	Dec 20 - Dec 21
9.4	10.1	7.1	(9.5)	12.1

Strategy allocation



Equities	75.6%	Fixed income	13.4%
Australasia equity	53.0%	Emerging market debt	4.1%
North America equity	8.2%	Government bonds	3.0%
Asia ex-Japan equity	7.7%	High yield credit	2.6%
Japan equity	2.8%	Asset backed securities	1.5%
United Kingdom equity	1.8%	Investment grade credit	1.1%
Europe ex-UK equity	1.1%	Loans	1.1%
Other equity	1.0%	Commodities	2.2%
Specialist assets	7.0%	Precious metals	2.2%
Infrastructure	2.7%	Cash & equivalents	1.8%
Private equity	2.5%		
Property	1.4%		
Specialist financials	0.4%		

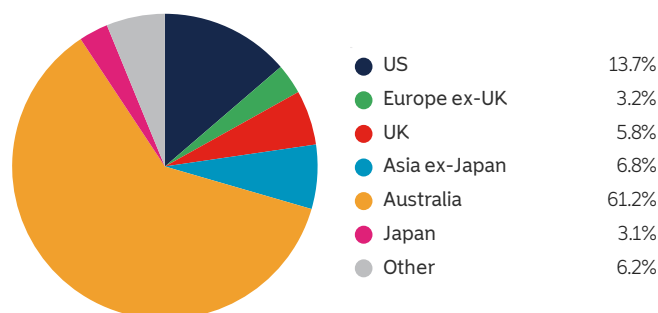
Manager commentary

» In December, we added the Global Evolution Emerging Markets Blended High Conviction Fund to the portfolio, which invests across the full spectrum of emerging market debt through four equal-weight sleeves drawn from the firm's four flagship strategies. The fund combines top-down macro themes with bottom-up country and security selection to identify relative value across hard and local currency sovereign, corporate, and frontier market debt. Supported by a long-tenured team with deep emerging markets expertise, the strategy aims to deliver attractive risk-adjusted returns with yields in the low double digits. We switched into this from the existing passive emerging market debt exposures; hence, we believe this portfolio change to be not only return enhancing (thanks to the higher yield), but also risk reducing (with the increased diversification benefits, and a natural advantage in the case of prolonged US dollar weakness).

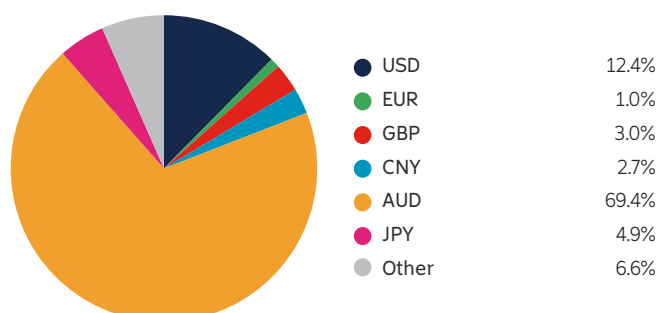
Portfolio holdings - top 20

Holding	
iShares MSCI Australia	17.5%
Candriam Equities L Australia	17.4%
ASX SPI 200 Index Futures	17.4%
Prusik Asian Equity Income	4.7%
Global Evolution Emerging Markets Blended High Conviction	3.1%
MSCI World Minimum Volatility Index Futures	3.0%
Robeco Multi-Factor Global Equity	2.9%
Robeco QI Emerging Markets Enhanced Index Equities	2.4%
iShares Core S&P 500 ETF	2.2%
WisdomTree Core Physical Gold ETC	2.2%
Candriam Global High Yield	2.1%
Cash	1.8%
Hereford Bin Yuan Greater China	1.5%
Momentum Real Assets Growth & Income	1.5%
iShares EUR Govt Bond Climate	1.5%
TwentyFour Income	1.5%
Australian Government Bonds	1.5%
Morant Wright Fuji Yield	1.3%
Comgest Growth Japan	1.2%
iShares Global Corporate Bond	1.1%

Geographic allocation



Currency allocation



Key information

Investment manager	Momentum Global Investment Management
Currency	AUD
Inception date (Fund)	12 August 2011
Inception date (Class J)	20 February 2020
Structure	Part I Luxembourg 2010 Law (UCITS)

Minimum investment	USD 7,500 (AUD equivalent)
Investment horizon	6 years +
Subscriptions/redemptions	Daily
ISIN	LU2062918185
Price per share (NAV)	not currently active

Important Information - All data sourced from Momentum Global Investment Management, J.P. Morgan SE - Luxembourg Branch. Allocations subject to change. The value of the underlying funds and the income generated from them can go down as well as up and is not guaranteed. Investors may not get back the original amount invested. The value of investments involving exposure to foreign currencies can be affected by currency exchange rate fluctuations. Past performance is not a guide to future performance. Performance is calculated on a total return basis, net of all fees. The Fund is not managed with reference to a benchmark, but its performance may be measured against one. Portfolio holdings include indirect holdings in Momentum GF Global Equity Fund.

This is a marketing communication. This document does not provide all the facts needed to make an informed investment decision. Prior to investing, investors should read the Key Information Document (KID) and seek professional investment advice where appropriate. KIDs and the Prospectus are available in English at momentum.co.uk.

Harmony Portfolios are sub-funds of the MGF SICAV, which is domiciled in Luxembourg and regulated by the Commission de Surveillance du Secteur Financier. The fund conforms to the requirements of the European UCITS Directive. Either Momentum Global Investment Management Limited (MGIM) or FundRock Management Company S.A., the management company, may terminate arrangements for marketing under the denotification process in the new Cross-border Distribution Directive (Directive EU) 2019/1160. This financial promotion is issued by MGIM, who is the Investment manager, Promoter and Distributor for the MGF SICAV. MGIM is registered in England and Wales No. 03733094. Registered Office: 3 More London Riverside, London SE1 2AQ. MGIM is authorised and regulated by the Financial Conduct Authority No. 232357.