

Harmony Australian Dollar Growth Fund (Class A-C)

27 February 2026

This is a marketing communication for professional advisors only

Investment objective*

The portfolio will be biased to investments in Australia, but could also hold investments outside this country.

The portfolio aims to provide capital growth in Australian dollars but with a reduced level of volatility, via strategic exposures to a wide range of asset classes.

Lead portfolio managers

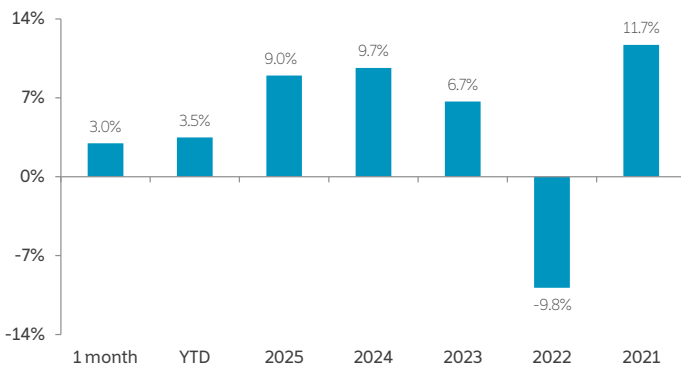


Alex Harvey
Senior Portfolio Manager &
Investment Strategist



Lorenzo La Posta
Portfolio Manager

Fund performance (Class A)



Cumulative returns (Class A - since inception, 12.08.2011)



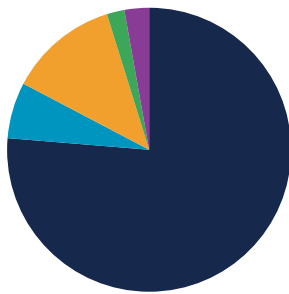
Cumulative performance (%) (Class A)

Performance	Mtd	Ytd	1 yr	3 yrs	5 yrs	Since inception
Cumulative	3.0	3.5	12.1	29.7	32.7	141.8
Annualised volatility						8.1

Discrete annual performance (%) (Class A)

Feb 25 - Feb 26	Feb 24 - Feb 25	Feb 23 - Feb 24	Feb 22 - Feb 23	Feb 21 - Feb 22
12.1	8.3	6.9	(3.4)	5.9

Strategy allocation



Equities	76.3%	Fixed income	12.5%
Australasia equity	54.3%	Emerging market debt	3.9%
Asia ex-Japan equity	7.8%	Government bonds	2.8%
North America equity	7.5%	High yield credit	2.5%
Japan equity	2.9%	Asset backed securities	1.3%
Other equity	1.5%	Investment grade credit	1.0%
United Kingdom equity	1.3%	Loans	1.0%
Europe ex-UK equity	1.0%	Commodities	2.0%
Specialist assets	6.4%	Precious metals	2.0%
Infrastructure	2.6%	Cash & equivalents	2.8%
Private equity	2.0%		
Property	1.4%		
Specialist financials	0.4%		

Manager commentary

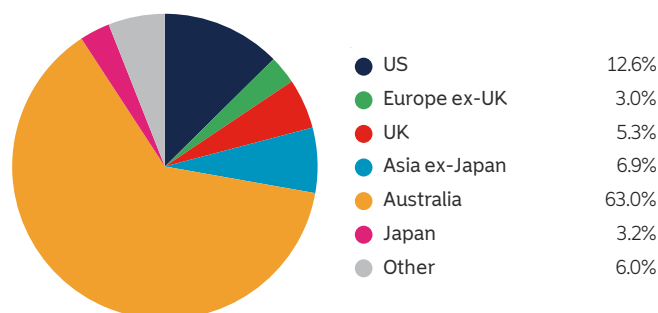
» February was a challenging month for global equities, as growing concerns around AI-driven disruption weighed heavily on technology and software stocks, sending the S&P 500 down 0.8% and the Nasdaq lower by 3.4%. The Federal Reserve held rates steady at 3.50-3.75%, while the 10-year Treasury yield fell roughly 30 basis points on a flight-to-safety bid. The US Supreme Court struck down IEEPA-based tariffs, though the White House swiftly reimposed levies under alternative legislation, keeping trade uncertainty elevated. International equities continued to outperform the US, with the MSCI World ex-US extending its strong year-to-date lead. Precious metals were volatile, with gold recovering above \$5,000 per ounce on safe-haven demand as US-Iran tensions escalated sharply towards month-end, while oil prices rose on fears of disruption to Strait of Hormuz shipping lanes.

» Against this backdrop, we left manager selection and asset allocation unchanged in February; however, we prepared for significant changes executed in the early days of March.

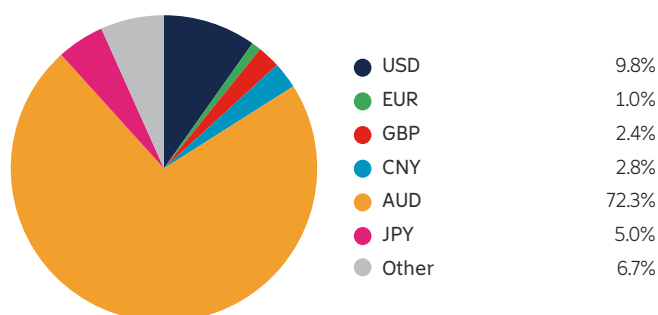
Portfolio holdings - top 20

Holding	
iShares MSCI Australia	18.1%
ASX SPI 200 Index Futures	17.7%
Candriam Equities L Australia	17.7%
Prusik Asian Equity Income	4.9%
Global Evolution Emerging Markets Blended High Conviction	3.0%
Cash	2.8%
MSCI World Minimum Volatility Index Futures	2.8%
Robeco Multi-Factor Global Equity	2.7%
Robeco QI Emerging Markets Enhanced Index Equities	2.5%
iShares Core S&P 500 ETF	2.0%
Candriam Global High Yield	2.0%
WisdomTree Core Physical Gold ETC	2.0%
Momentum Real Assets Growth & Income	1.6%
Hereford Bin Yuan Greater China	1.5%
Australian Government Bonds	1.4%
iShares EUR Govt Bond Climate	1.4%
Morant Wright Fuji Yield	1.4%
TwentyFour Income	1.3%
Comgest Growth Japan	1.2%
Lyrical Global Value Equity Strategy	1.1%

Geographic allocation



Currency allocation



Key information

Investment manager	Momentum Global Investment Management
Currency	AUD
Inception date	12 August 2011
Structure	Part I Luxembourg 2010 Law (UCITS)
Minimum investment	USD 7,500 (AUD equivalent)
Investment horizon	6 years +
MGF SICAV AUM	AUD 4,074.7 million
Fund AUM	AUD 28.1 million

Subscriptions/redemptions	Daily
ISIN A Class	LU0651984360
ISIN B Class	LU0651984444
ISIN C Class	LU0651984527
Price per share (NAV) A Class	AUD 2.3500
Price per share (NAV) B Class	not yet launched
Price per share (NAV) C Class	AUD 2.1240

Important Information - All data sourced from Momentum Global Investment Management, J.P. Morgan SE - Luxembourg Branch. Allocations subject to change. The value of the underlying funds and the income generated from them can go down as well as up and is not guaranteed. Investors may not get back the original amount invested. The value of investments involving exposure to foreign currencies can be affected by currency exchange rate fluctuations. Past performance is not a guide to future performance. Performance is calculated on a total return basis, net of all fees. The Fund is not managed with reference to a benchmark, but its performance may be measured against one. Portfolio holdings include indirect holdings in Momentum GF Global Equity Fund.

This is a marketing communication. This document does not provide all the facts needed to make an informed investment decision. Prior to investing, investors should read the Key Information Document (KID) and seek professional investment advice where appropriate. KIDs and the Prospectus are available in English at momentum.co.uk.

Harmony Portfolios are sub-funds of the MGF SICAV, which is domiciled in Luxembourg and regulated by the Commission de Surveillance du Secteur Financier. The fund conforms to the requirements of the European UCITS Directive. Either Momentum Global Investment Management Limited (MGIM) or FundRock Management Company S.A., the management company, may terminate arrangements for marketing under the denotification process in the new Cross-border Distribution Directive (Directive EU) 2019/1160. This financial promotion is issued by MGIM, who is the Investment manager, Promoter and Distributer for the MGF SICAV. MGIM is registered in England and Wales No. 03733094. Registered Office: 3 More London Riverside, London SE1 2AQ. MGIM is authorised and regulated by the Financial Conduct Authority No. 232357.