

Harmony Australian Dollar Growth Fund (Class A-C)

29 November 2024

This is a marketing communication for professional advisors only

Investment objective*

The portfolio will be biased to investments in Australia, but could also hold investments outside this country.

The portfolio aims to provide capital growth in Australian dollars but with a reduced level of volatility, via strategic exposures to a wide range of asset classes.

Lead portfolio managers



Andrew Hardy
Director of Investment
Management

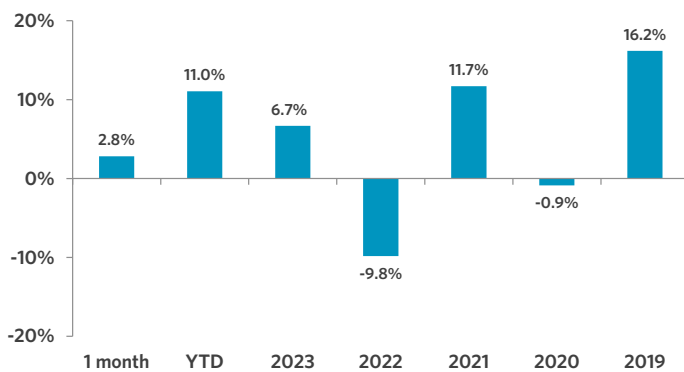


Alex Harvey
Senior Portfolio Manager
& Investment Strategist

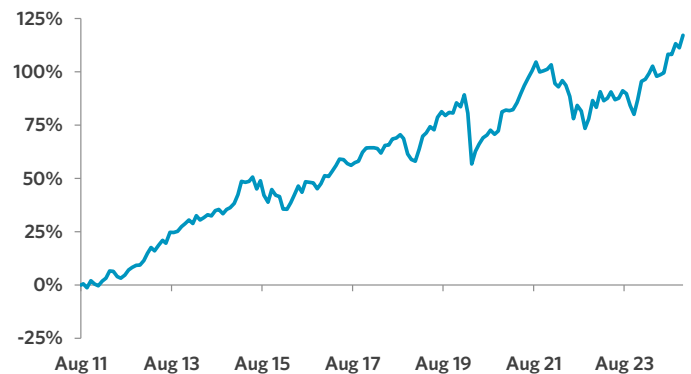


Lorenzo La Posta
Portfolio Manager

Fund performance (Class A)



Cumulative returns (Class A - since inception, 12.08.2011)



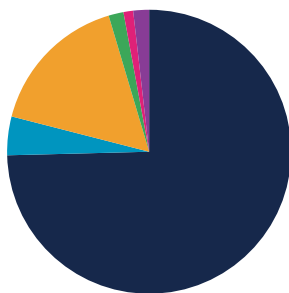
Cumulative performance (%) (Class A)

Performance	Mtd	Ytd	1 yr	3 yrs	5 yrs	Since inception
Cumulative	2.8	11.0	16.1	7.9	17.1	117.1
Annualised volatility						8.3

Discrete annual performance (%) (Class A)

Nov 23 - 24	Nov 22 - 23	Nov 21 - 22	Nov 20 - 21	Nov 19 - 20
16.1	0.3	(7.3)	11.0	(2.3)

Strategy allocation



Equities	74.6%	Fixed income	16.4%
Australasia equity	54.8%	Emerging market debt	4.3%
Asia ex-Japan equity	7.5%	Government bonds	4.2%
North America equity	4.9%	Investment grade credit	3.1%
United Kingdom equity	3.0%	High yield credit	2.2%
Japan equity	2.4%	Asset backed securities	1.6%
Other equity	1.2%	Loans	1.0%
Europe ex-UK equity	0.8%	Commodities	1.7%
Specialist assets	4.4%	Alternatives	1.1%
Infrastructure	1.9%	Cash & equivalents	1.8%
Private equity	1.5%		
Property	0.7%		
Specialist financials	0.2%		

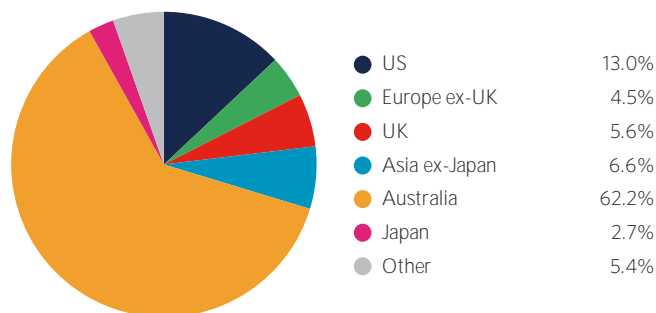
Manager commentary

- » In November, US markets significantly outperformed the rest of the world, with the S&P 500 reaching a new record high and delivering its strongest monthly performance of 2024. European sovereign bonds also fared well as investors anticipated accelerated rate cuts from the ECB. However, there were some areas of weakness. French assets lagged due to concerns over the country's budget, while the Euro experienced its sharpest decline against the US dollar in 18 months, driven by speculation about potential new tariffs. Additionally, the dollar's strength, coupled with broader weakness in other regions, led to negative returns for nearly all non-USD denominated risk assets in USD terms during the month.
- » Against this backdrop, we left asset allocation and manager selection unchanged.

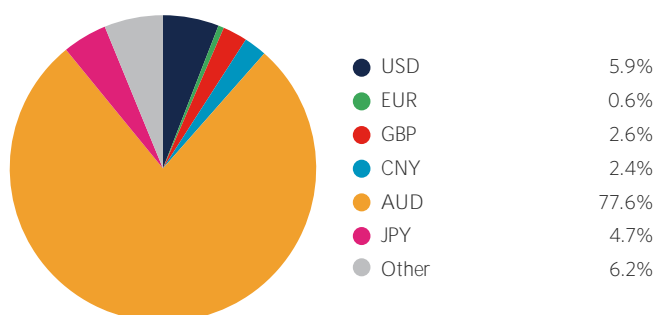
Portfolio holdings - top 20

Holding	
iShares MSCI Australia	18.1%
ASX SPI 200 Index Futures	17.9%
Candriam Equities L Australia	17.9%
HSBC Global Emerging Market Government Bond Index	4.3%
Prusik Asian Equity Income	4.0%
iShares Global Corporate Bond	3.1%
Australian Government Bonds	3.1%
Robeco Multi-Factor Global Equity	2.8%
Curate Global Emerging Markets Equity	2.5%
iShares FTSE 100	2.1%
Hereford Bin Yuan Greater China	1.9%
Cash	1.8%
WisdomTree Core Physical Gold ETC	1.7%
TwentyFour Income	1.6%
Morant Wright Fuji Yield	1.2%
Morgan Stanley Global Sustain	1.2%
Jupiter Financial Contingent Capital	1.1%
iShares Core S&P 500 ETF	1.1%
Candriam Global High Yield	1.1%
iShares EUR Govt Bond Climate	1.1%

Geographic allocation



Currency allocation



Key information

Investment manager	Momentum Global Investment Management
Currency	AUD
Inception date	12 August 2011
Structure	Part I Luxembourg 2010 Law (UCITS)
Minimum investment	USD 7,500 (AUD equivalent)
Investment horizon	6 years +
MGF AUM	AUD 3,455.4 million
AUD Growth Fund AUM	AUD 25.4 million

Subscriptions/redemptions	Daily
ISIN A Class	LU0651984360
ISIN B Class	LU0651984444
ISIN C Class	LU0651984527
Price per share (NAV) A Class	AUD 2.1103
Price per share (NAV) B Class	not yet launched
Price per share (NAV) C Class	AUD 1.9191

Important Information - All data sourced from Momentum Global Investment Management, J.P. Morgan SE - Luxembourg Branch, Bloomberg Finance L.P. Allocations subject to change. The value of the underlying funds and the income generated from them can go down as well as up and is not guaranteed. Investors may not get back the original amount invested. The value of investments involving exposure to foreign currencies can be affected by currency exchange rate fluctuations. Past performance is not a guide to future performance. Performance is calculated on a total return basis, net of all fees. The Fund is not managed with reference to a benchmark, but its performance may be measured against one. Portfolio holdings include indirect holdings in Momentum GF Global Equity Fund.

This is a marketing communication. This document does not provide all the facts needed to make an informed investment decision. Prior to investing, investors should read the Key Information Document (KID) and seek professional investment advice where appropriate. KIDs and the Prospectus are available in English at momentum.co.uk.

Harmony Portfolios are sub-funds of the MGF SICAV, which is domiciled in Luxembourg and regulated by the Commission de Surveillance du Secteur Financier. The fund conforms to the requirements of the European UCITS Directive. Either Momentum Global Investment Management Limited (MGIM) or FundRock Management Company S.A., the management company, may terminate arrangements for marketing under the denotification process in the new Cross-border Distribution Directive (Directive EU) 2019/1160. This financial promotion is issued by MGIM, who is the Investment manager, Promoter and Distributer for the MGF SICAV. MGIM is registered in England and Wales No. 03733094. Registered Office: The Rex Building, 62 Queen Street, London EC4R 1EB. MGIM is authorised and regulated by the Financial Conduct Authority No. 232357.