

Harmony Australian Dollar Growth Fund (Class J)

30 September 2024

This is a marketing communication for professional advisors only

Investment objective*

The portfolio will be biased to investments in Australia, but could also hold investments outside this country.

The portfolio aims to provide capital growth in Australian dollars but with a reduced level of volatility, via strategic exposures to a wide range of asset classes.

Lead portfolio managers



Andrew Hardy
Director of Investment
Management

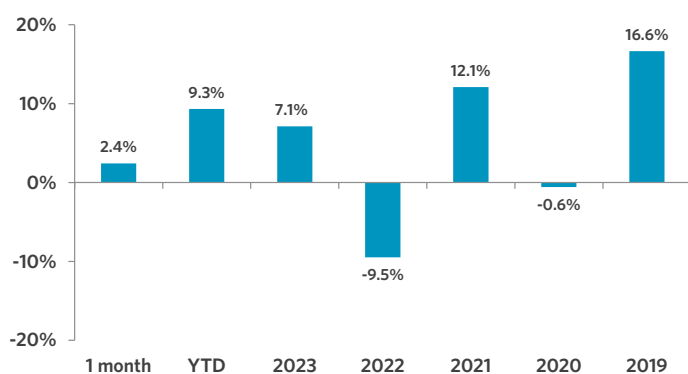


Alex Harvey
Senior Portfolio Manager
& Investment Strategist

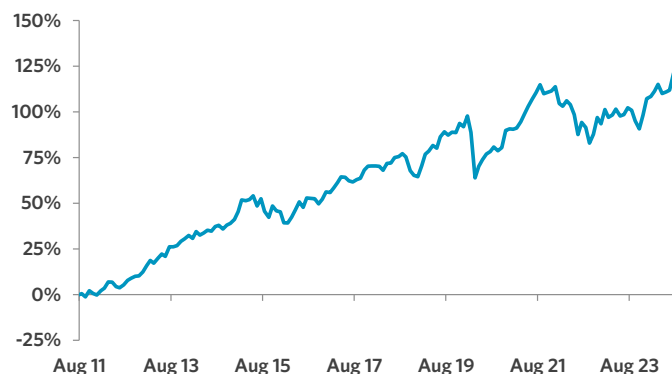


Lorenzo La Posta
Portfolio Manager

Fund performance**



Cumulative returns (since Fund inception, 12.08.2011)**



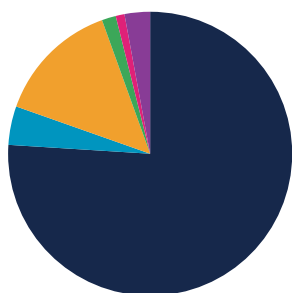
Cumulative performance (%)**

Performance	Mtd	Ytd	1 yr	3 yrs	5 yrs	Since inception
Cumulative	2.4	9.3	16.1	7.9	20.0	126.6
Annualised volatility						8.3

Discrete annual performance (%)**

Sep 23 - 24	Sep 22 - 23	Sep 21 - 22	Sep 20 - 21	Sep 19 - 20
16.1	6.7	(12.9)	17.5	(5.4)

Strategy allocation



Equities	76.0%	Fixed income	14.1%
Australasia equity	54.8%	Government bonds	4.1%
Asia ex-Japan equity	7.4%	Investment grade credit	3.5%
Japan equity	4.6%	Emerging market debt	2.9%
North America equity	4.5%	Asset backed securities	1.5%
United Kingdom equity	3.0%	High yield credit	1.1%
Other equity	0.9%	Loans	1.0%
Europe ex-UK equity	0.8%	Commodities	1.6%
Specialist assets	4.4%	Alternatives	1.0%
Infrastructure	1.9%	Cash & equivalents	2.9%
Private equity	1.6%		
Property	0.7%		
Specialist financials	0.2%		

Manager commentary

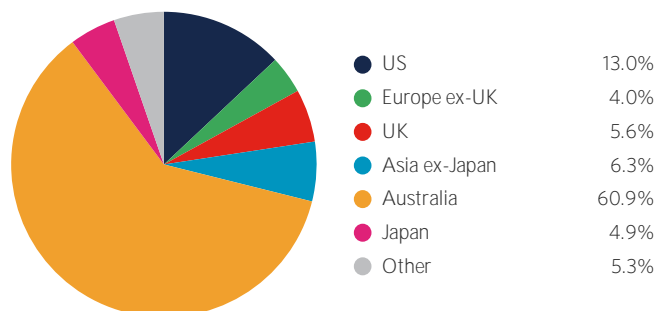
- » In September, markets were all about central banks as the long awaited first cut by the Federal Reserve came. Equities saw a correction in the first week, but mostly recovered ground and ended the month in positive territory. In local currency terms, the US outperformed, Europe was about flat, and UK and Japan were slightly negative. Global bonds ended the month in positive territory, and gold was once again the best performer. Property and infrastructure also delivered strong gains, ahead of global equities. The notable market development was the surprise policy announcement from the People's Bank of China, that with strong monetary and fiscal stimuli spurred an aggressive rally in local equities, just before month end.
- » Against this backdrop, we left the portfolios' asset allocation roughly unchanged. The only significant manager selection change was the exit from the Jupiter Emerging Market Bond fund, as the PM and two key senior members left the team, leaving us with no conviction in the strategy. The proceeds were reinvested in a combination of the HSBC Emerging Market Debt fund and a new investment in a high yield strategy, that will be discussed next month.

*Important Information - All data sourced from Momentum Global Investment Management, J.P. Morgan SE - Luxembourg Branch, Bloomberg Finance L.P. Allocations subject to change. *There can be no assurance that the Fund will achieve its investment objective. Please refer to the Prospectus for full details of the Fund, its charges, the investment objective and investment policy. **Performance figures, prior to the inception date of the Class J share and where the Class J share is not active, have been simulated to reflect its lower fees by adjusting the Harmony Australian Dollar Growth Fund Class A share's past performance. The simulated performance is based on the performance of the longest track record share class since the fund launch. Past performance is not a guide to future performance.*

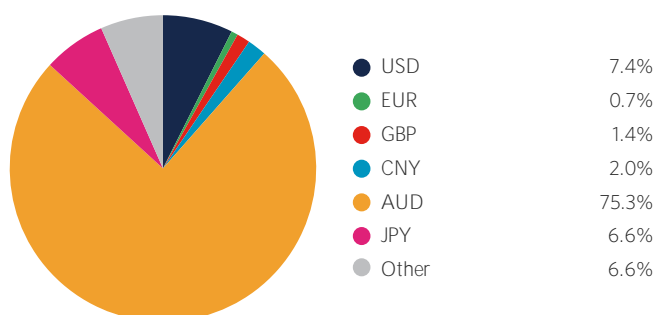
Portfolio holdings - top 20

Holding	
Candriam Equities L Australia	18.9%
ASX SPI 200 Index Futures	18.4%
iShares MSCI Australia	16.5%
Prusik Asian Equity Income	4.7%
Robeco Multi-Factor Global Equity	3.6%
iShares Global Corporate Bond	3.5%
Australian Government Bonds	3.1%
HSBC Global Emerging Market Government Bond Index	2.9%
Cash	2.9%
FSSA Japan Focus	2.2%
Morant Wright Fuji Yield	2.1%
Hereford Bin Yuan Greater China	2.1%
iShares FTSE 100	2.0%
Curate Global Emerging Markets Equity	1.6%
WisdomTree Core Physical Gold ETC	1.6%
TwentyFour Income	1.5%
Morgan Stanley Global Sustain	1.2%
Jupiter Financial Contingent Capital	1.1%
iShares EUR Govt Bond Climate	1.0%
Jennison Global Equity Opportunities	1.0%

Geographic allocation



Currency allocation



Key information

Investment manager	Momentum Global Investment Management
Currency	AUD
Inception date (Fund)	12 August 2011
Inception date (Class J)	20 February 2020
Structure	Part I Luxembourg 2010 Law (UCITS)

Minimum investment	USD 7,500 (AUD equivalent)
Investment horizon	6 years +
Subscriptions/redemptions	Daily
ISIN	LU2062918185
Price per share (NAV)	not currently active

Important Information - All data sourced from Momentum Global Investment Management, J.P. Morgan SE - Luxembourg Branch, Bloomberg Finance L.P. Allocations subject to change. The value of the underlying funds and the income generated from them can go down as well as up and is not guaranteed. Investors may not get back the original amount invested. The value of investments involving exposure to foreign currencies can be affected by currency exchange rate fluctuations. Past performance is not a guide to future performance. Performance is calculated on a total return basis, net of all fees. The Fund is not managed with reference to a benchmark, but its performance may be measured against one. Portfolio holdings include indirect holdings in Momentum GF Global Equity Fund.

This is a marketing communication. This document does not provide all the facts needed to make an informed investment decision. Prior to investing, investors should read the Key Information Document (KID) and seek professional investment advice where appropriate. KIDs and the Prospectus are available in English at momentum.co.uk.

Harmony Portfolios are sub-funds of the MGF SICAV, which is domiciled in Luxembourg and regulated by the Commission de Surveillance du Secteur Financier. The fund conforms to the requirements of the European UCITS Directive. Either Momentum Global Investment Management Limited (MGIM) or FundRock Management Company S.A., the management company, may terminate arrangements for marketing under the denotification process in the new Cross-border Distribution Directive (Directive EU) 2019/1160. This financial promotion is issued by MGIM, who is the Investment manager, Promoter and Distributer for the MGF SICAV. MGIM is registered in England and Wales No. 03733094. Registered Office: The Rex Building, 62 Queen Street, London EC4R 1EB. MGIM is authorised and regulated by the Financial Conduct Authority No. 232357.