

# Harmony Cautious Income Fund (Class E EUR hedged Acc)

29 May 2026

This is a marketing communication for professional advisors only

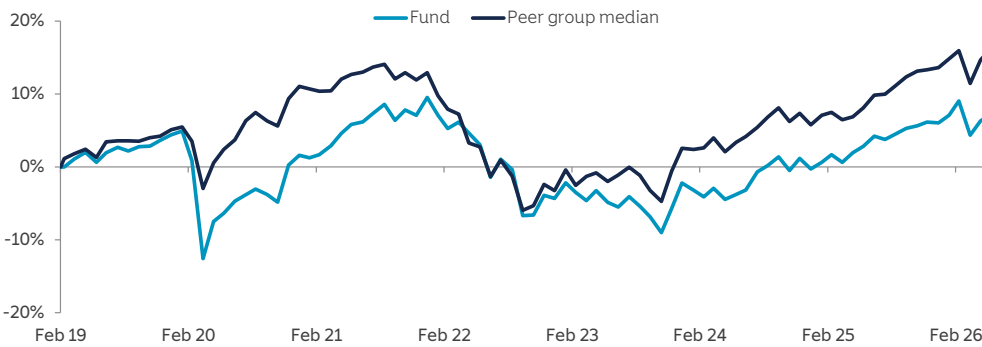
## Investment objective\*

The portfolio aims to deliver a stable level of income of 3-4% per annum whilst still maintaining the capital value, via strategic exposures to a wide range of global asset classes.

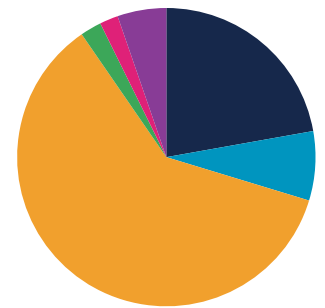
## Manager commentary

- » Global financial markets advanced dynamically in May 2026, building on April's powerful rebound. A dual narrative shaped the month: persistent artificial intelligence (AI) infrastructure demand drove tech-heavy equity benchmarks to new all-time highs, while sovereign bonds and commodities experienced intense mid-month volatility tied to shifting geopolitical risks in the Middle East. As optimism grew late in the month regarding a potential US-Iran agreement to reopen the closed Strait of Hormuz, crude oil prices sharply retraced from their highs, allowing fixed-income yields to pull back into month-end.
- » Against this backdrop, we made no manager selection or asset allocation changes to the portfolio.

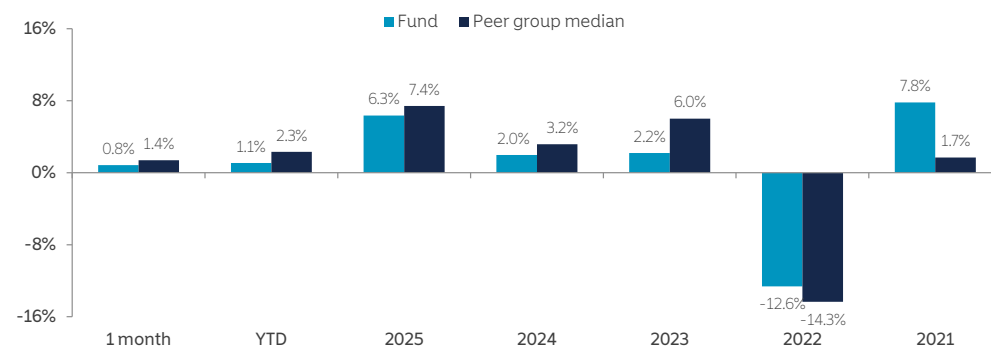
## Cumulative returns (since inception, 18.02.2019)



## Strategy allocation



## Fund performance



## Cumulative performance (%)

Mtd	Ytd	1 yr	3 yrs	5 yrs	Since inception
0.8	1.1	4.2	12.7	1.3	7.2

## Discrete annual performance (%)

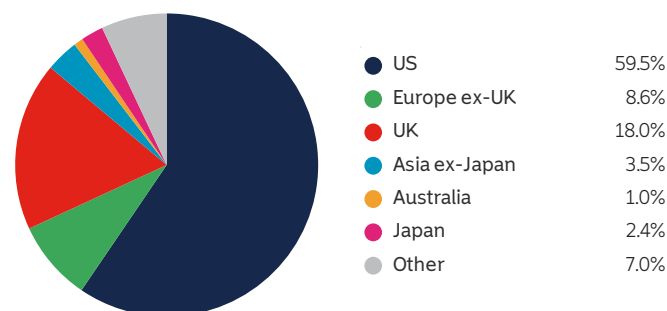
May 25 - May 26	May 24 - May 25	May 23 - May 24	May 22 - May 23	May 21 - May 22	Annualised volatility
4.2	6.9	1.1	(7.7)	(2.6)	8.3

Equities	22.2%
North America equity	8.6%
Other equity	4.0%
Asia ex-Japan equity	3.4%
Europe ex-UK equity	2.1%
Japan equity	1.9%
United Kingdom equity	1.8%
Australasia equity	0.4%
Specialist assets	7.5%
Infrastructure	2.4%
Property	2.4%
Specialist financials	1.4%
Private equity	1.3%
Fixed income	60.7%
Government bonds	26.2%
Investment grade credit	15.7%
Emerging market debt	6.4%
Inflation-linked bonds	5.9%
Asset backed securities	3.1%
High yield credit	2.6%
Loans	0.8%
Commodities	2.3%
Precious metals	2.3%
Alternatives	2.0%
Cash & equivalents	5.3%

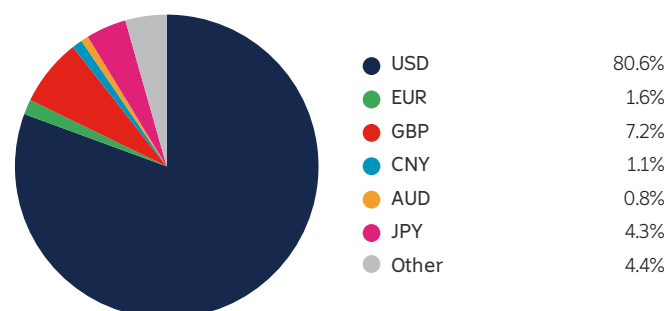
## Portfolio holdings

<b>Equities</b>	<b>22.2%</b>
Robeco QI Global Conservative Equities	4.3%
Prusik Asian Equity Income	3.2%
Robeco Multi-Factor Global Equity	3.0%
IFSL Evenlode Global Income	2.8%
MSCI World Minimum Volatility Index Futures	2.6%
Morant Wright Fuji Yield	1.3%
Lyrical Global Value Equity Strategy	1.2%
Evenlode Global Equity	1.1%
Jennison Global Equity Opportunities	1.0%
iShares Core MSCI Europe GBP ETF	0.5%
VanEck Defense ETF	0.3%
Artisan Global Value	0.3%
Rainier International SMID Cap Growth	0.2%
Granahan US Focused Growth	0.2%
Palm Harbour Global Value	0.1%
Comgest Growth Japan	0.1%
<b>Specialist assets</b>	<b>7.5%</b>
Momentum Real Assets Growth & Income	5.5%
Pacific Maple-Brown Abbott Global Infrastructure	1.0%
iShares Developed Real Estate Index	1.0%
<b>Fixed Income</b>	<b>60.7%</b>
US Treasury Bonds	17.1%
iShares Global Corporate Bond	15.7%
US TIPS	5.9%
Global Evolution Emerging Markets Blended High Conviction	5.1%
iShares EUR Govt Bond Climate	4.7%
UK Gilts	4.4%
TwentyFour Income	3.1%
Candriam Global High Yield	1.6%
VanEck JPM EM Local Currency Bond ETF	1.0%
Jupiter Financials Contingent Capital	1.0%
Sequoia Economic Infrastructure Income	0.8%
HSBC Global Emerging Market Government Bond Index	0.3%
<b>Commodities</b>	<b>2.3%</b>
WisdomTree Core Physical Gold ETC	2.3%
<b>Alternatives</b>	<b>2.0%</b>
Assenagon Alpha Volatility	2.0%
<b>Cash &amp; equivalents</b>	<b>5.3%</b>
Cash	5.3%

## Geographic allocation



## Currency allocation



Currency breakdown is based on total portfolio but excludes share class hedging.

## Key information

Investment manager	Momentum Global Investment Management
Currency	EUR
Inception date	18 February 2019
Minimum investment	USD 250,000 (EUR equivalent)
Investment horizon	4 years +
Subscriptions/redemptions	Daily
ISIN	LU1926196376
Peer group	Morningstar USD Cautious Allocation**
Price per share (NAV)	EUR 1.0719

Important Information - All data sourced from Momentum Global Investment Management, J.P. Morgan SE - Luxembourg Branch. Allocations subject to change. The value of the underlying funds and the income generated from them can go down as well as up and is not guaranteed. Investors may not get back the original amount invested. The value of investments involving exposure to foreign currencies can be affected by currency exchange rate fluctuations. \*\*Peer group median has been adjusted for USDEUR hedging costs and is expressed in EUR. Performance is calculated on a total return basis, unless otherwise stated. Past performance is not a guide to future performance.

This is a marketing communication. This document does not provide all the facts needed to make an informed investment decision. Prior to investing, investors should read the Key Information Document (KID) and seek professional investment advice where appropriate. KIDs and the Prospectus are available in English at momentum.co.uk.

Harmony Portfolios are sub-funds of the MGF SICAV, which is domiciled in Luxembourg and regulated by the Commission de Surveillance du Secteur Financier. The fund conforms to the requirements of the European UCITS Directive. Either Momentum Global Investment Management Limited (MGIM) or FundRock Management Company S.A., the management company, may terminate arrangements for marketing under the denotification process in the new Cross-border Distribution Directive (Directive EU) 2019/1160. This financial promotion is issued by MGIM, who is the investment manager, Promoter and Distributer for the MGF SICAV. MGIM is registered in England and Wales No. 03733094. Registered Office: 3 More London Riverside, London SE1 2AQ. MGIM is authorised and regulated by the Financial Conduct Authority No. 232357.