

Harmony Cautious Income Fund (Class A-B USD Dist)

29 May 2026

This is a marketing communication for professional advisors only

Investment objective*

The portfolio aims to deliver a stable level of income of 3-4% per annum whilst still maintaining the capital value, via strategic exposures to a wide range of global asset classes.

Lead portfolio managers

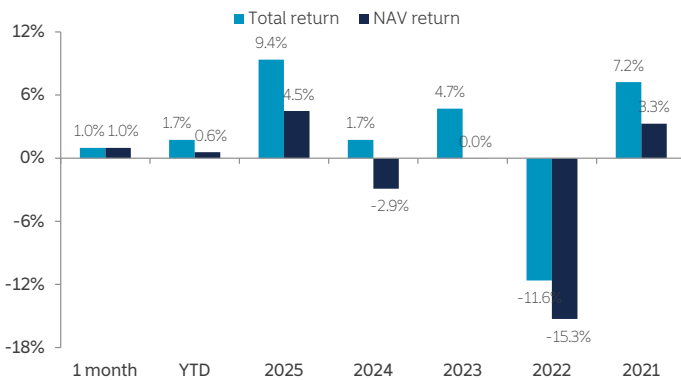


Alex Harvey
Senior Portfolio Manager & Investment Strategist

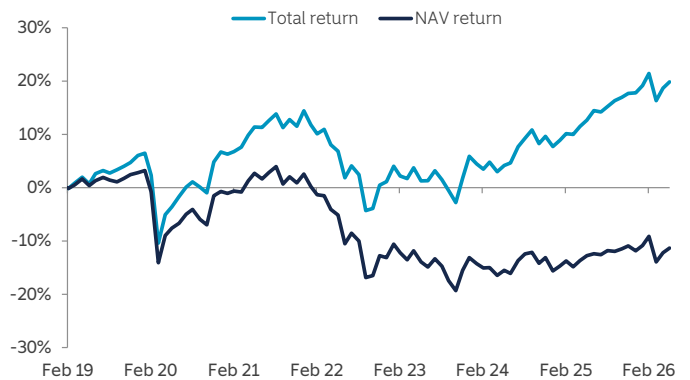


Lorenzo La Posta
Portfolio Manager

Fund performance (Class A USD Dist)



Cumulative returns (Class A USD Dist - since inception, 25.02.2019)



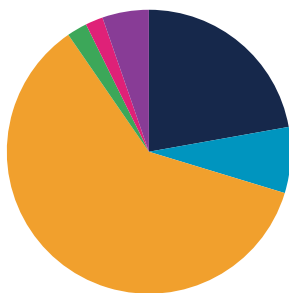
Cumulative performance (%) (Class A USD Dist)

Performance	Mtd	Ytd	1 yr	3 yrs	5 yrs	Since inception
Cumulative	1.0	1.7	6.4	18.3	7.6	19.8
Annualised volatility						9.2

Discrete annual performance (%) (Class A USD Dist)

May 25 - May 26	May 24 - May 25	May 23 - May 24	May 22 - May 23	May 21 - May 22
6.4	8.2	2.8	(5.2)	(4.1)

Strategy allocation



Equities	22.2%	Fixed income	60.7%
North America equity	8.6%	Government bonds	26.2%
Other equity	4.0%	Investment grade credit	15.7%
Asia ex-Japan equity	3.4%	Emerging market debt	6.4%
Europe ex-UK equity	2.1%	Inflation-linked bonds	5.9%
Japan equity	1.9%	Asset backed securities	3.1%
United Kingdom equity	1.8%	High yield credit	2.6%
Australasia equity	0.4%	Loans	0.8%
Specialist assets	7.5%	Commodities	2.3%
Infrastructure	2.4%	Precious metals	2.3%
Property	2.4%	Alternatives	2.0%
Specialist financials	1.4%	Cash & equivalents	5.3%
Private equity	1.3%		

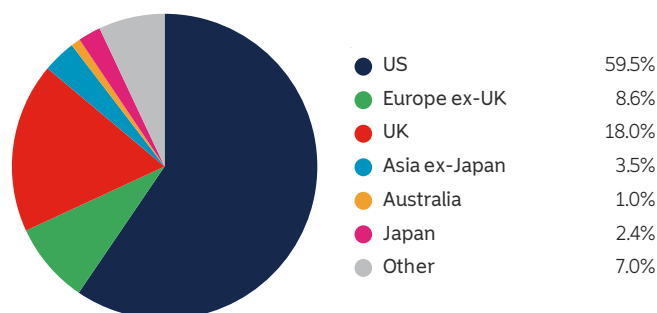
Manager commentary

- » Global financial markets advanced dynamically in May 2026, building on April's powerful rebound. A dual narrative shaped the month: persistent artificial intelligence (AI) infrastructure demand drove tech-heavy equity benchmarks to new all-time highs, while sovereign bonds and commodities experienced intense mid-month volatility tied to shifting geopolitical risks in the Middle East. As optimism grew late in the month regarding a potential US-Iran agreement to reopen the closed Strait of Hormuz, crude oil prices sharply retraced from their highs, allowing fixed-income yields to pull back into month-end.
- » Against this backdrop, we made no manager selection or asset allocation changes to the portfolio.

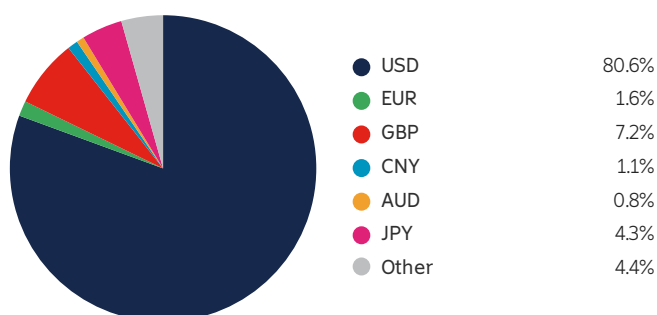
Portfolio holdings - top 20

Holding	
US Treasury Bonds	17.1%
iShares Global Corporate Bond	15.7%
US TIPS	5.9%
Momentum Real Assets Growth & Income	5.5%
Cash	5.3%
Global Evolution Emerging Markets Blended High Conviction	5.1%
iShares EUR Govt Bond Climate	4.7%
UK Gilts	4.4%
Robeco QI Global Conservative Equities	4.3%
Prusik Asian Equity Income	3.2%
TwentyFour Income	3.1%
Robeco Multi-Factor Global Equity	3.0%
IFSL Evenlode Global Income	2.8%
MSCI World Minimum Volatility Index Futures	2.6%
WisdomTree Core Physical Gold ETC	2.3%
Assenagon Alpha Volatility	2.0%
Candriam Global High Yield	1.6%
Morant Wright Fuji Yield	1.3%
Lyrical Global Value Equity Strategy	1.2%
Evenlode Global Equity	1.1%

Geographic allocation



Currency allocation



Key information

Investment manager	Momentum Global Investment Management
Currency	USD
Inception date	25 February 2019
Structure	Part I Luxembourg 2010 Law (UCITS)
Minimum investment	USD 7,500
Investment horizon	4 years +
MGF SICAV AUM	USD 4,248.8 million
Fund AUM	USD 20.1 million

Subscriptions/redemptions	Daily
ISIN A USD Dist	LU1931605148
ISIN B USD Acc	LU2198027653
Distribution frequency	Quarterly
Price per share (NAV) A USD Dist	USD 0.8863
Price per share (NAV) B USD Acc	USD 1.0446

Important Information - All data sourced from Momentum Global Investment Management, J.P. Morgan SE - Luxembourg Branch. Allocations subject to change. The value of the underlying funds and the income generated from them can go down as well as up and is not guaranteed. Investors may not get back the original amount invested. The value of investments involving exposure to foreign currencies can be affected by currency exchange rate fluctuations. Performance is calculated on a total return basis, unless otherwise stated. Past performance is not a guide to future performance. The Fund is not managed with reference to a benchmark, but its performance may be measured against one.

This is a marketing communication. This document does not provide all the facts needed to make an informed investment decision. Prior to investing, investors should read the Key Information Document (KID) and seek professional investment advice where appropriate. KIDs and the Prospectus are available in English at momentum.co.uk.

Harmony Portfolios are sub-funds of the MGF SICAV, which is domiciled in Luxembourg and regulated by the Commission de Surveillance du Secteur Financier. The fund conforms to the requirements of the European UCITS Directive. Either Momentum Global Investment Management Limited (MGIM) or FundRock Management Company S.A., the management company, may terminate arrangements for marketing under the denotification process in the new Cross-border Distribution Directive (Directive EU) 2019/1160. This financial promotion is issued by MGIM, who is the investment manager, Promoter and Distributer for the MGF SICAV. MGIM is registered in England and Wales No. 03733094. Registered Office: 3 More London Riverside, London SE1 2AQ. MGIM is authorised and regulated by the Financial Conduct Authority No. 232357.