

# Harmony Cautious Income Fund (Class D USD Dist)

29 May 2026

This is a marketing communication for professional advisors only

## Investment objective\*

The portfolio aims to deliver a stable level of income of 3-4% per annum whilst still maintaining the capital value, via strategic exposures to a wide range of global asset classes.

## Lead portfolio managers

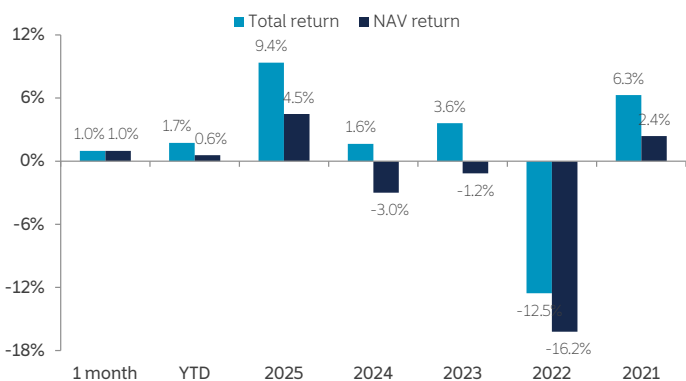


**Alex Harvey**  
Senior Portfolio Manager & Investment Strategist

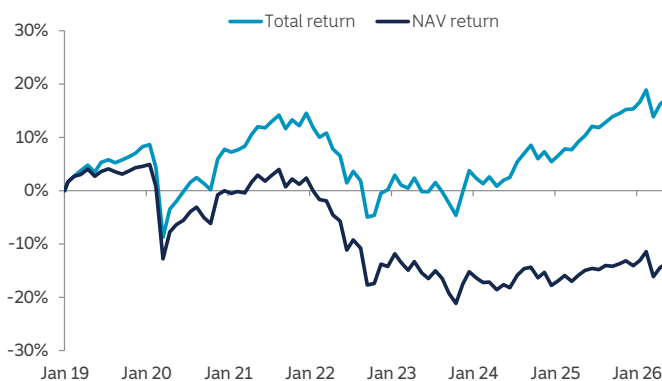


**Lorenzo La Posta**  
Portfolio Manager

## Fund performance\*\*



## Cumulative returns (since inception, 16.01.2019)\*\*



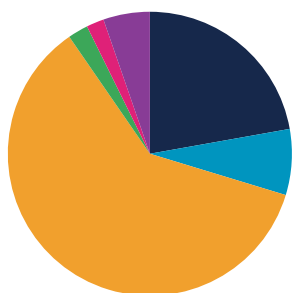
## Cumulative performance (%)\*\*

Performance	Mtd	Ytd	1 yr	3 yrs	5 yrs	Since inception
Cumulative	1.0	1.7	6.4	17.5	4.8	17.3
Annualised volatility						9.1

## Discrete annual performance (%)\*\*

May 25 - May 26	May 24 - May 25	May 23 - May 24	May 22 - May 23	May 21 - May 22
6.4	8.2	2.1	(6.3)	(4.9)

## Strategy allocation



<b>Equities</b>	<b>22.2%</b>	<b>Fixed income</b>	<b>60.7%</b>
North America equity	8.6%	Government bonds	26.2%
Other equity	4.0%	Investment grade credit	15.7%
Asia ex-Japan equity	3.4%	Emerging market debt	6.4%
Europe ex-UK equity	2.1%	Inflation-linked bonds	5.9%
Japan equity	1.9%	Asset backed securities	3.1%
United Kingdom equity	1.8%	High yield credit	2.6%
Australasia equity	0.4%	Loans	0.8%
<b>Specialist assets</b>	<b>7.5%</b>	<b>Commodities</b>	<b>2.3%</b>
Infrastructure	2.4%	Precious metals	2.3%
Property	2.4%	<b>Alternatives</b>	<b>2.0%</b>
Specialist financials	1.4%	<b>Cash &amp; equivalents</b>	<b>5.3%</b>
Private equity	1.3%		

## Manager commentary

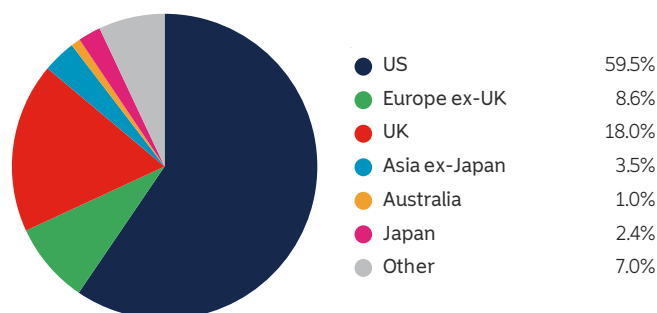
- » Global financial markets advanced dynamically in May 2026, building on April's powerful rebound. A dual narrative shaped the month: persistent artificial intelligence (AI) infrastructure demand drove tech-heavy equity benchmarks to new all-time highs, while sovereign bonds and commodities experienced intense mid-month volatility tied to shifting geopolitical risks in the Middle East. As optimism grew late in the month regarding a potential US-Iran agreement to reopen the closed Strait of Hormuz, crude oil prices sharply retraced from their highs, allowing fixed-income yields to pull back into month-end.
- » Against this backdrop, we made no manager selection or asset allocation changes to the portfolio.

Important Information - All data sourced from Momentum Global Investment Management, J.P. Morgan SE - Luxembourg Branch. Allocations subject to change. \*There can be no assurance that the Fund will achieve its investment objective. Please refer to the Prospectus for full details of the Fund, its charges, the investment objective and investment policy. \*\*Performance figures comprise two components: i) figures reflect Class D share's returns for the first 5 years after Class D share's inception; ii) Class A share's returns are taken thereafter, to present. Please refer to the Fees and Expenses, Deferred Subscription Charge - Class D section of the Prospectus regarding the conversion to Class A following the five year anniversary of the original subscription into Class D. Performance is calculated on a total return basis, unless otherwise stated. Past performance is not a guide to future performance.

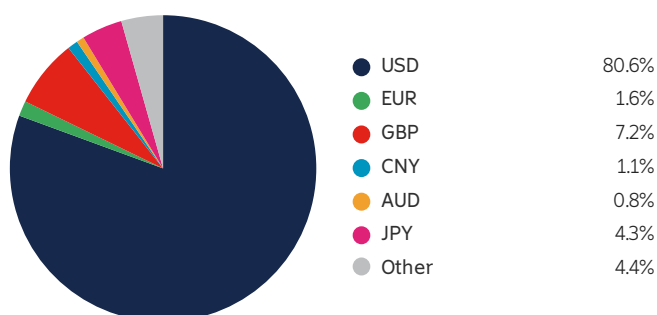
## Portfolio holdings - top 20

Holding	
US Treasury Bonds	17.1%
iShares Global Corporate Bond	15.7%
US TIPS	5.9%
Momentum Real Assets Growth & Income	5.5%
Cash	5.3%
Global Evolution Emerging Markets Blended High Conviction	5.1%
iShares EUR Govt Bond Climate	4.7%
UK Gilts	4.4%
Robeco QI Global Conservative Equities	4.3%
Prusik Asian Equity Income	3.2%
TwentyFour Income	3.1%
Robeco Multi-Factor Global Equity	3.0%
IFSL Evenlode Global Income	2.8%
MSCI World Minimum Volatility Index Futures	2.6%
WisdomTree Core Physical Gold ETC	2.3%
Assenagon Alpha Volatility	2.0%
Candriam Global High Yield	1.6%
Morant Wright Fuji Yield	1.3%
Lyrical Global Value Equity Strategy	1.2%
Evenlode Global Equity	1.1%

## Geographic allocation



## Currency allocation



## Key information

Investment manager	Momentum Global Investment Management
Currency	USD
Inception date	16 January 2019
Structure	Part I Luxembourg 2010 Law (UCITS)
Minimum investment	USD 7,500
Investment horizon	4 years +

MGF SICAV AUM	USD 4,248.8 million
Fund AUM	USD 20.1 million
Subscriptions/redemptions	Daily
ISIN	LU1926195212
Distribution frequency	Quarterly
Price per share (NAV)	USD 0.8405

## Deferred Subscription Charge - Class D only

The Fund is permitted to make a charge on the sale of Shares to an investor of 5 per cent of the amount subscribed. The amount of this charge is paid by the Fund at the time of the subscription and is deferred and amortised over a 5-year period. Shareholders of Share Class D see the cost of this charge reflected in a decreased Net Asset Value price of Share Class D.

Should an investor redeem before the 5-year period has elapsed, the Fund is permitted to deduct the remainder of the Deferred Subscription Charge from the redemption proceeds for the benefit of the relevant Fund. The remaining charge will be calculated on a first in, first out basis and pro-rata dependent upon the number of Shares redeemed.

Charges will be applied to the redemption proceeds as below:

» Within one year of initial subscription	5%
» Between 1 & 2 years of initial subscription	4%
» Between 2 & 3 years of initial subscription	3%
» Between 3 & 4 years of initial subscription	2%
» Between 4 & 5 years of initial subscription	1%
» After 5 years of initial subscription	No charge

At the end of the month following the five-year anniversary of the original subscription, once the initial charge is repaid in full to the Fund, any remaining shareholding will be automatically converted to Share Class A.

Please refer to the Deferred Subscription Charge section of the prospectus for further details.

Important Information - All data sourced from Momentum Global Investment Management, J.P. Morgan SE - Luxembourg Branch. Allocations subject to change. The value of the underlying funds and the income generated from them can go down as well as up and is not guaranteed. Investors may not get back the original amount invested. The value of investments involving exposure to foreign currencies can be affected by currency exchange rate fluctuations. Performance is calculated on a total return basis, unless otherwise stated. Past performance is not a guide to future performance. The Fund is not managed with reference to a benchmark, but its performance may be measured against one.

This is a marketing communication. This document does not provide all the facts needed to make an informed investment decision. Prior to investing, investors should read the Key Information Document (KID) and seek professional investment advice where appropriate. KIDs and the Prospectus are available in English at momentum.co.uk.

Harmony Portfolios are sub-funds of the MGF SICAV, which is domiciled in Luxembourg and regulated by the Commission de Surveillance du Secteur Financier. The fund conforms to the requirements of the European UCITS Directive. Either Momentum Global Investment Management Limited (MGIM) or FundRock Management Company S.A., the management company, may terminate arrangements for marketing under the denotification process in the new Cross-border Distribution Directive (Directive EU) 2019/1160. This financial promotion is issued by MGIM, who is the Investment manager, Promoter and Distributor for the MGF SICAV. MGIM is registered in England and Wales No. 03733094. Registered Office: 3 More London Riverside, London SE1 2AQ. MGIM is authorised and regulated by the Financial Conduct Authority No. 232357.