

# Harmony Europe Growth Fund (Class E)

31 December 2024

This is a marketing communication for professional advisors only

## Investment objective\*

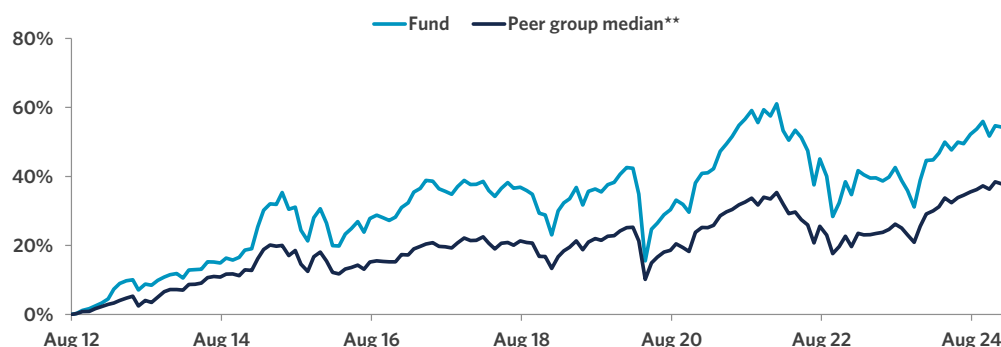
The portfolio will be biased to investments in Europe, but could also hold investments outside this region.

The portfolio aims to provide capital growth in Euros but with a reduced level of volatility via strategic exposures to a wide range of asset classes.

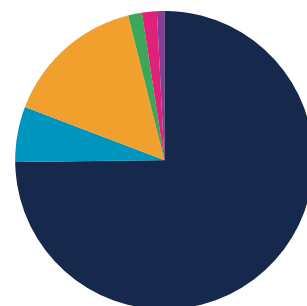
## Manager commentary

- » In December, portfolio activity was elevated as interesting opportunities as well as new risks presented themselves.
- » Firstly, we were of the view that markets were underestimating the stickiness of inflation and both inflation expectations and bond yields were going to move higher in the coming weeks. So, within government bonds, we shifted some exposure from long duration bonds to the central part of the yield curve, lowering the average maturity of our bond allocation and being less exposed to the risk of rising bond yields.
- » Still within fixed income, we took from investment grade bonds and reallocated to convertible bonds, a view that both us and our AI-driven allocation tool agreed on. Convertibles are an asset class we have been tactical about for a few years (last held during and after the COVID pandemic), and now they offer good diversification benefits thanks to their convexity (downside protection of a corporate bonds, upside potential of a stock), which comes useful in periods of volatile markets like today.
- » Within equities, we added a new manager, the Schroder Emerging Markets Value fund. Run by an experienced, focused and diverse duo of managers, this strategy aims to outperform markets by selecting stocks that trade at discount to intrinsic value and that can withstand period of volatility through decent cash generation. This new investment was financed by reducing existing managers, to form what we now think being a much better and stable blend of active strategies.
- » The net result, was a reduction in cash, which we had been holding onto in the previous months whilst waiting for the right opportunity to spend it.

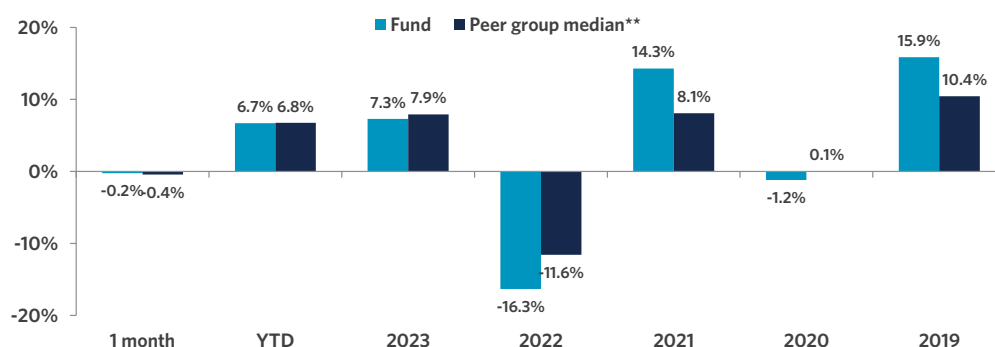
## Cumulative returns (since inception, 06.08.2012)



## Strategy allocation



## Fund performance



## Cumulative performance (%)

Mtd	Ytd	1 yr	3 yrs	5 yrs	Since inception
(0.2)	6.7	6.7	(4.2)	8.2	54.3

## Discrete annual performance (%)

Dec 23 - 24	Dec 22 - 23	Dec 21 - 22	Dec 20 - 21	Dec 19 - 20	Annualised volatility
6.7	7.3	(16.3)	14.3	(1.2)	9.7

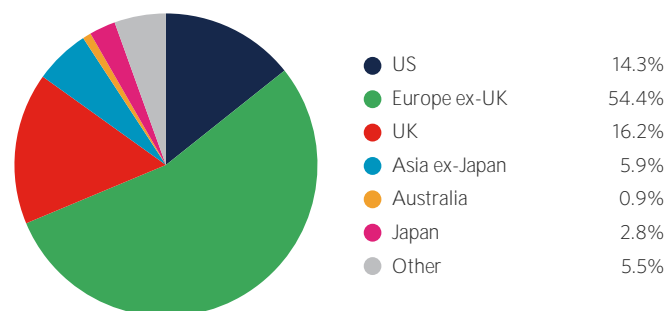
<b>Equities</b>	<b>74.8%</b>
Europe ex-UK equity	45.4%
United Kingdom equity	12.8%
Asia ex-Japan equity	6.6%
North America equity	4.8%
Japan equity	2.5%
Other equity	2.0%
Australasia equity	0.7%
<b>Specialist assets</b>	<b>6.0%</b>
Infrastructure	2.7%
Private equity	2.2%
Property	0.9%
Specialist financials	0.3%
<b>Fixed income</b>	<b>15.3%</b>
Government bonds	3.5%
Emerging market debt	3.5%
High yield credit	2.3%
Convertible bonds	1.9%
Investment grade credit	1.6%
Asset backed securities	1.5%
Loans	1.0%
<b>Commodities</b>	<b>1.5%</b>
<b>Alternatives</b>	<b>1.6%</b>
<b>Cash &amp; equivalents</b>	<b>0.8%</b>

Important Information - All data sourced from Momentum Global Investment Management, J.P. Morgan SE - Luxembourg Branch, Bloomberg Finance L.P. Allocations subject to change. \*There can be no assurance that the Fund will achieve its investment objective. Please refer to the Prospectus for full details of the Fund, its charges, the investment objective and investment policy. \*\*The Peer group median return is a composite of (i) global peers and (ii) local peers, in the ratio 1:2. This weighting methodology is consistent with the "normal" asset allocation of the Fund, with a two-thirds bias towards "home" country assets and currencies. Past performance is not a guide to future performance.

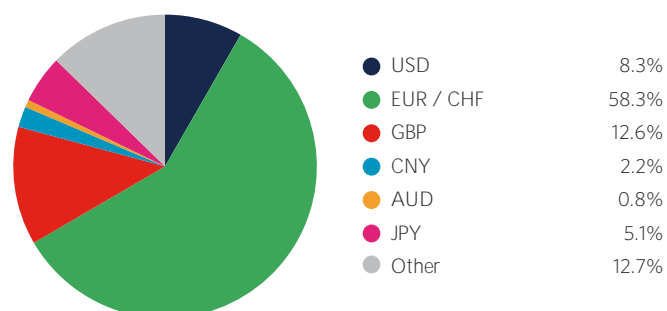
## Portfolio holdings

<b>Equities</b>	<b>74.8%</b>
Robeco QI European Conservative Equities	14.6%
Comgest Growth Europe Opportunities	12.9%
Magallanes European Equity	12.0%
Morgan Stanley Europe Opportunity	9.9%
Robeco QI European Value Equities	5.0%
Robeco QI Emerging Markets Enhanced Index Equities	3.5%
Robeco Multi-Factor Global Equity	2.8%
iShares FTSE 100	1.9%
Hereford Bin Yuan Greater China	1.9%
iShares Core S&P 500 ETF	1.5%
Morant Wright Fuji Yield	1.3%
Morgan Stanley Global Sustain	1.2%
Schroder Emerging Markets Value	1.0%
Aikya Global Emerging Markets	1.0%
Amundi MSCI Japan ETF	1.0%
Jennison Global Equity Opportunities	1.0%
iShares MSCI Australia	0.5%
Hotchkis & Wiley Global Value	0.4%
Artisan Global Value	0.4%
Paradise Global SMID Cap	0.3%
Granahan US Focused Growth	0.3%
Contrarius Global Equity	0.2%
Rainier International SMID Cap Growth	0.2%
<b>Specialist assets</b>	<b>6.0%</b>
Momentum Real Assets Growth & Income	1.1%
International Public Partnerships	0.8%
Cordiant Digital Infrastructure	0.7%
iShares Developed Real Estate Index	0.6%
Maple-Brown Abbott Global Infrastructure	0.6%
Chrysalis Investments	0.5%
Syncona	0.3%
Schroder Capital Global Innovation Trust	0.3%
Digital 9 Infrastructure	0.3%
Partners Group Private Equity	0.3%
Oakley Capital Investments	0.3%
Molten Ventures	0.2%
<b>Fixed Income</b>	<b>15.3%</b>
HSBC Global Emerging Market Government Bond Index	3.5%
iShares EUR Govt Bond Climate	2.0%
Redwheel Global Convertibles	1.9%
iShares Global Corporate Bond	1.6%
US Treasury Bonds	1.5%
TwentyFour Income	1.5%
Candriam Global High Yield	1.2%
Jupiter Financials Contingent Capital	1.1%
Sequoia Economic Infrastructure Income	1.0%
<b>Commodities</b>	<b>1.5%</b>
WisdomTree Core Physical Gold ETC	1.5%
<b>Alternatives</b>	<b>1.6%</b>
Neuberger Berman Uncorrelated Strategies	1.6%
<b>Cash &amp; equivalents</b>	<b>0.8%</b>
Cash	0.8%

## Geographic allocation



## Currency allocation



## Key information

Investment manager	Momentum Global Investment Management
Currency	EUR
Inception date	06 August 2012
Minimum investment	USD 250,000 (EUR equivalent)
Investment horizon	6 years +
Subscriptions/redemptions	Daily
ISIN	LU0795380780
Peer group source	Bloomberg Finance L.P.
Price per share (NAV)	EUR 1.5431

**Important Information** - All data sourced from Momentum Global Investment Management, J.P. Morgan SE - Luxembourg Branch, Bloomberg Finance L.P. Allocations subject to change. The value of the underlying funds and the income generated from them can go down as well as up and is not guaranteed. Investors may not get back the original amount invested. The value of investments involving exposure to foreign currencies can be affected by currency exchange rate fluctuations. Past performance is not a guide to future performance. Performance is calculated on a total return basis, net of all fees. The Fund is not managed with reference to a benchmark, but its performance may be measured against one. The Peer group median return is a composite of (i) global peers and (ii) local peers, in the ratio 1:2. This weighting methodology is consistent with the "normal" asset allocation of the Fund, with a two-thirds bias towards "home" country assets and currencies. Portfolio holdings include indirect holdings in Momentum GF Global Equity Fund.

This is a marketing communication. This document does not provide all the facts needed to make an informed investment decision. Prior to investing, investors should read the Key information Document (KID) and seek professional investment advice where appropriate. KIDs and the Prospectus are available in English at [momentum.co.uk](http://momentum.co.uk).

Harmony Portfolios are sub-funds of the MGF SICAV, which is domiciled in Luxembourg and regulated by the Commission de Surveillance du Secteur Financier. The fund conforms to the requirements of the European UCITS Directive. Either Momentum Global Investment Management Limited (MGIM) or FundRock Management Company S.A., the management company, may terminate arrangements for marketing under the denotification process in the new Cross-border Distribution Directive (Directive EU) 2019/1160. This financial promotion is issued by MGIM, who is the Investment manager, Promoter and Distributor for the MGF SICAV. MGIM is registered in England and Wales No. 03733094. Registered Office: The Rex Building, 62 Queen Street, London EC4R 1EB. MGIM is authorised and regulated by the Financial Conduct Authority No. 232357.