

# Harmony Europe Growth Fund (Class E)

31 July 2025

This is a marketing communication for professional advisors only

## Investment objective\*

The portfolio will be biased to investments in Europe, but could also hold investments outside this region.

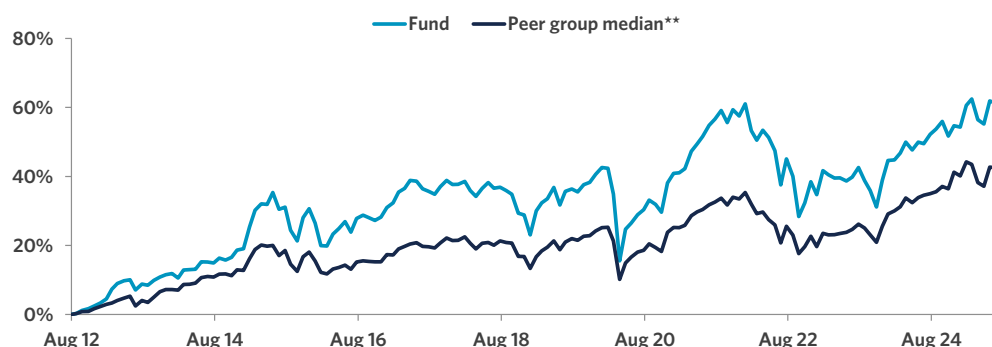
The portfolio aims to provide capital growth in Euros but with a reduced level of volatility via strategic exposures to a wide range of asset classes.

## Manager commentary

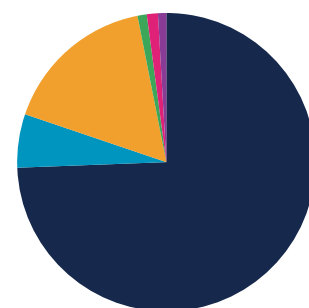
» In July 2025, markets remained resilient despite uncertainty surrounding Donald Trump's 1st August tariff deadline, buoyed by optimism that key trade deals would be finalised—which they were, heavily favouring the US. Japan and the EU agreed to 15% tariffs and pledged massive US investments, exposing political weaknesses in both regions. The UK's earlier 10% tariff deal now appears relatively favourable. US economic data was strong, with falling jobless claims, rising consumer confidence, and Q2 GDP growth of 3.0% driven by a sharp drop in imports. Markets were further supported by robust corporate earnings, especially in AI-related sectors, and expectations of future US rate cuts due to a likely dovish Fed leadership in 2026. Equities rallied, led by US mega cap tech, while the dollar surged, dampening returns in other currencies. The UK faced stagflationary pressures, with rising inflation and unemployment. Although some tariff issues remain unresolved, notably with China, the resolution of many deals and the passage of the 'One Big Beautiful Bill' reduced policy uncertainty, boosting risk assets. However, with valuations stretched, especially in AI stocks, a cautious short-term outlook is advised, though the medium-term view remains constructive.

» Against this backdrop, there were no manager or asset allocation changes in the portfolio.

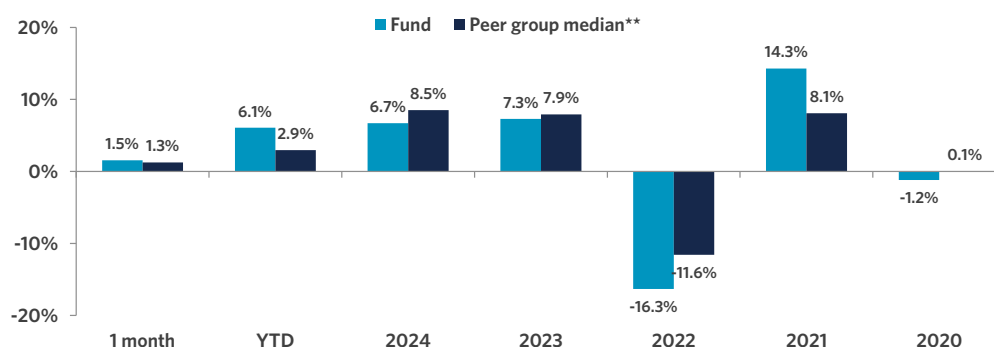
## Cumulative returns (since inception, 06.08.2012)



## Strategy allocation



## Fund performance



## Cumulative performance (%)

Mtd	Ytd	1 yr	3 yrs	5 yrs	Since inception
1.5	6.1	7.5	12.8	25.6	63.7

## Discrete annual performance (%)

Jul 24 - 25	Jul 23 - 24	Jul 22 - 23	Jul 21 - 22	Jul 20 - 21	Annualised volatility
7.5	6.7	(1.7)	(7.4)	20.2	9.6

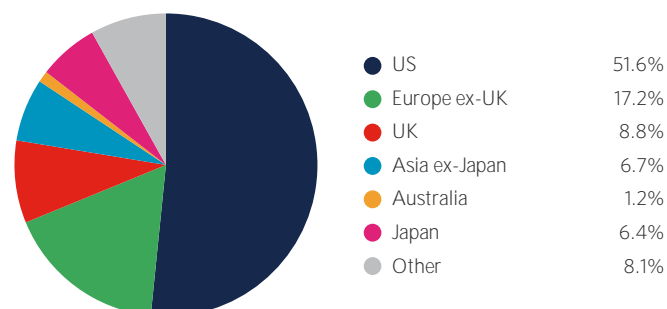
<b>Equities</b>	<b>74.4%</b>
North America equity	44.2%
Europe ex-UK equity	8.3%
Asia ex-Japan equity	7.6%
Japan equity	6.2%
United Kingdom equity	5.4%
Other equity	1.7%
Australasia equity	1.0%
<b>Specialist assets</b>	<b>5.8%</b>
Private equity	3.2%
Infrastructure	1.2%
Property	1.0%
Specialist financials	0.4%
<b>Fixed income</b>	<b>16.7%</b>
Emerging market debt	3.9%
Government bonds	3.3%
High yield credit	2.5%
Asset backed securities	1.9%
Convertible bonds	1.8%
Loans	1.7%
Inflation-linked bonds	1.1%
Investment grade credit	0.5%
<b>Commodities</b>	<b>1.0%</b>
<b>Alternatives</b>	<b>1.2%</b>
<b>Cash &amp; equivalents</b>	<b>0.9%</b>

**Important Information** - All data sourced from Momentum Global Investment Management, J.P. Morgan SE - Luxembourg Branch, Morningstar, Bloomberg Finance L.P. Allocations subject to change. \*There can be no assurance that the Fund will achieve its investment objective. Please refer to the Prospectus for full details of the Fund, its charges, the investment objective and investment policy. \*\*Peer group median comprises two components: 1) between inception date and 30.06.24, the median return of the composite (i) global peers and (ii) local peers, in the ratio 1:2. This weighting methodology is consistent with the "normal" asset allocation of the Fund, with a two-thirds bias towards "home" country assets and currencies; 2) between 01.07.24 to present, following the Strategic Asset Allocation changes, the median return of Morningstar EAA EUR Aggressive Allocation - Global. Past performance is not a guide to future performance. Performance is calculated on a total return basis, net of all fees.

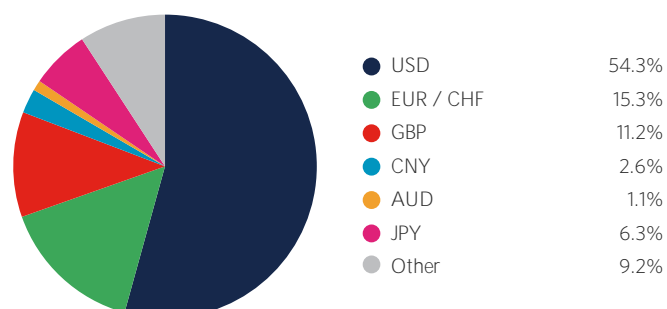
## Portfolio holdings

<b>Equities</b>	<b>74.4%</b>
Robeco QI Global Sustainable Equity	15.6%
Evenlode Global Equity	11.6%
Lyrical Global Value Equity Strategy	11.4%
Jennison Global Equity Opportunities	11.3%
Robeco Multi-Factor Global Equity	7.4%
Robeco QI Emerging Markets Enhanced Index Equities	3.8%
Hereford Bin Yuan Greater China	2.9%
Morant Wright Fuji Yield	2.1%
iShares FTSE 100	1.9%
iShares Core S&P 500 ETF	1.3%
Comgest Growth Japan	1.0%
Artisan Global Value	0.8%
Schroder Emerging Markets Value	0.7%
Paradise Global SMID Cap	0.7%
Aikya Global Emerging Markets	0.6%
Rainier International SMID Cap Growth	0.5%
Granahan US Focused Growth	0.5%
Contrarius Global Equity	0.3%
<b>Specialist assets</b>	<b>5.8%</b>
Momentum Real Assets Growth & Income	1.9%
Oakley Capital Investments	0.5%
Partners Group Private Equity	0.5%
Schroder Capital Global Innovation Trust	0.5%
iShares Developed Real Estate Index	0.5%
Maple-Brown Abbott Global Infrastructure	0.5%
Syncona	0.4%
Chrysalis Investments	0.4%
Molten Ventures	0.4%
Digital 9 Infrastructure	0.2%
<b>Fixed Income</b>	<b>16.7%</b>
HSBC Global Emerging Market Government Bond Index	3.9%
iShares EUR Govt Bond Climate	2.7%
Candriam Global High Yield	2.0%
TwentyFour Income	1.9%
Redwheel Global Convertibles	1.8%
Sequoia Economic Infrastructure Income	1.7%
US TIPS	1.1%
US Treasury Bonds	0.6%
Jupiter Financials Contingent Capital	0.5%
iShares Global Corporate Bond	0.5%
<b>Commodities</b>	<b>1.0%</b>
WisdomTree Core Physical Gold ETC	1.0%
<b>Alternatives</b>	<b>1.2%</b>
Neuberger Berman Uncorrelated Strategies	1.2%
<b>Cash &amp; equivalents</b>	<b>0.9%</b>
Cash	0.8%
BlackRock Euro Ultra Short Bond	0.1%

## Geographic allocation



## Currency allocation



## Key information

Investment manager	Momentum Global Investment Management
Currency	EUR
Inception date	06 August 2012
Minimum investment	USD 250,000 (EUR equivalent)
Investment horizon	6 years +
Subscriptions/redemptions	Daily
ISIN	LU0795380780
Peer group**	Morningstar EAA EUR Aggressive Allocation - Global
Price per share (NAV)	EUR 1.6367

**Important Information** - All data sourced from Momentum Global Investment Management, J.P. Morgan SE - Luxembourg Branch. Allocations subject to change. The value of the underlying funds and the income generated from them can go down as well as up and is not guaranteed. Investors may not get back the original amount invested. The value of investments involving exposure to foreign currencies can be affected by currency exchange rate fluctuations. Past performance is not a guide to future performance. Performance is calculated on a total return basis, net of all fees. Portfolio holdings include indirect holdings in Momentum GF Global Equity Fund. \*\*Peer group median comprises two components: 1) between inception date and 30.06.24, the median return of the composite (i) global peers and (ii) local peers, in the ratio 1:2. This weighting methodology is consistent with the "normal" asset allocation of the Fund, with a two-thirds bias towards "home" country assets and currencies; 2) between 01.07.24 to present, following the Strategic Asset Allocation changes, the median return of Morningstar EAA EUR Aggressive Allocation - Global. Past performance is not a guide to future performance. Performance is calculated on a total return basis, net of all fees.

This is a marketing communication. This document does not provide all the facts needed to make an informed investment decision. Prior to investing, investors should read the Key information Document (KID) and seek professional investment advice where appropriate. KIDs and the Prospectus are available in English at [momentum.co.uk](https://momentum.co.uk).

Harmony Portfolios are sub-funds of the MGF SICAV, which is domiciled in Luxembourg and regulated by the Commission de Surveillance du Secteur Financier. The fund conforms to the requirements of the European UCITS Directive. Either Momentum Global Investment Management Limited (MGIM) or FundRock Management Company S.A., the management company, may terminate arrangements for marketing under the denotification process in the new Cross-border Distribution Directive (Directive EU) 2019/1160. This financial promotion is issued by MGIM, who is the Investment manager, Promoter and Distributer for the MGF SICAV. MGIM is registered in England and Wales No. 03733094. Registered Office: The Rex Building, 62 Queen Street, London EC4R 1EB. MGIM is authorised and regulated by the Financial Conduct Authority No. 232357.