

# Harmony Europe Growth Fund (Class D)

30 June 2025

This is a marketing communication for professional advisors only

## Investment objective\*

The portfolio will be biased to investments in Europe, but could also hold investments outside this region.

The portfolio aims to provide capital growth in Euros but with a reduced level of volatility via strategic exposures to a wide range of asset classes.

## Lead portfolio managers



Andrew Hardy  
Director of Investment  
Management

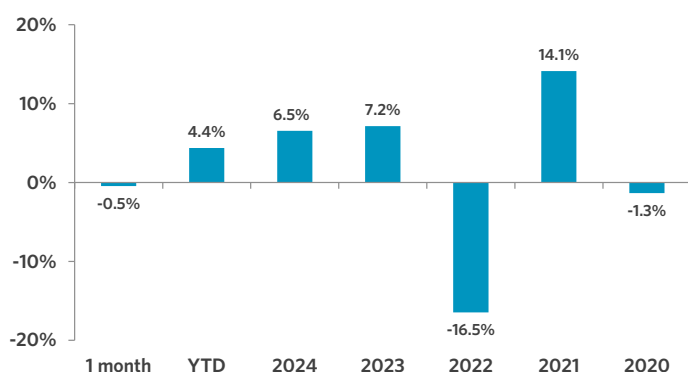


Alex Harvey  
Senior Portfolio Manager  
& Investment Strategist



Lorenzo La Posta  
Portfolio Manager

## Fund performance\*\*



## Cumulative performance (%)\*\*

| Performance           | Mtd   | Ytd | 1 yr | 3 yrs | 5 yrs | Since inception |
|-----------------------|-------|-----|------|-------|-------|-----------------|
| Cumulative            | (0.5) | 4.4 | 7.7  | 16.6  | 24.1  | 60.1            |
| Annualised volatility |       |     |      |       |       | 9.5             |

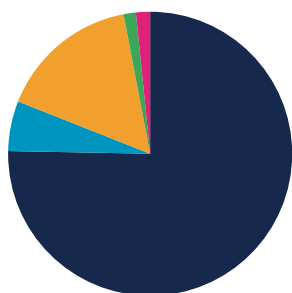
## Cumulative returns (since inception, 28.10.2011) \*\*



## Discrete annual performance (%)\*\*

| Jun 24 - 25 | Jun 23 - 24 | Jun 22 - 23 | Jun 21 - 22 | Jun 20 - 21 |
|-------------|-------------|-------------|-------------|-------------|
| 7.7         | 6.8         | 1.5         | (11.3)      | 19.9        |

## Strategy allocation



|                          |              |                               |              |
|--------------------------|--------------|-------------------------------|--------------|
| <b>Equities</b>          | <b>75.3%</b> | <b>Fixed Income</b>           | <b>16.0%</b> |
| Europe ex-UK equity      | 47.5%        | Emerging market debt          | 3.5%         |
| United Kingdom equity    | 12.5%        | Government bonds              | 3.1%         |
| Asia ex-Japan equity     | 6.1%         | High yield credit             | 3.1%         |
| North America equity     | 4.9%         | Convertible bonds             | 1.7%         |
| Japan equity             | 2.5%         | Asset backed securities       | 1.6%         |
| Other equity             | 1.1%         | Inflation-linked bonds        | 1.4%         |
| Australasia equity       | 0.7%         | Loans                         | 1.1%         |
| <b>Specialist assets</b> | <b>5.7%</b>  | Investment grade credit       | 0.5%         |
| Infrastructure           | 2.3%         | <b>Commodities</b>            | <b>1.4%</b>  |
| Private equity           | 2.2%         | <b>Alternatives</b>           | <b>1.6%</b>  |
| Property                 | 0.9%         | <b>Cash &amp; equivalents</b> | <b>0.0%</b>  |
| Specialist financials    | 0.3%         |                               |              |

## Manager commentary

» Global financial markets staged a broad rally in June, with equity indices across the world reaching new highs as investors welcomed signs of easing trade tensions and grew increasingly confident of impending interest rate cuts from the US Federal Reserve. A mid-month ceasefire between Israel and Iran also contributed to a more positive risk sentiment, though it sparked volatility in oil markets throughout the month. Global bonds were modestly positive, supported by a flight to safety during what was a volatile month. The US dollar kept weakening, which was particularly supportive for emerging market equities and bonds.

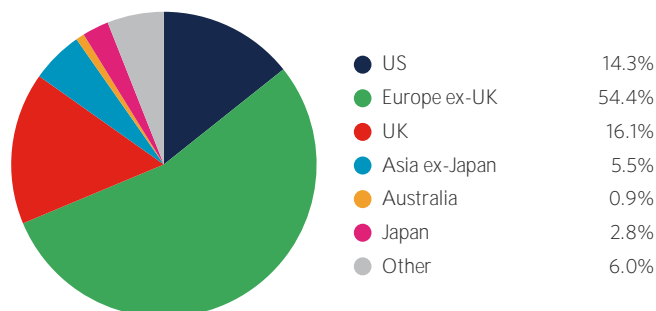
» Against this backdrop, we exited our allocation to MSCI World Minimum Volatility equity futures and reinvested that capital by increasing exposure to the Candriam Global High Yield strategy. The two investments are somewhat comparable, the former on the lower end of the equity risk spectrum, the latter on the higher end of corporate fixed income risk spectrum. Equities have performed strongly since the depth of the tariff crash and current valuations are looking somewhat fragile, so we thought it prudent to move towards a higher quality, lower volatility exposure such as Candriam's portfolio.

*Important Information - All data sourced from Momentum Global Investment Management, J.P. Morgan SE - Luxembourg Branch. Allocations subject to change. \*There can be no assurance that the Fund will achieve its investment objective. Please refer to the Prospectus for full details of the Fund, its charges, the investment objective and investment policy. \*\*Performance figures comprise two components: i) figures reflect Class D share's returns for the first 5 years after Class D share's inception; ii) Class A share's returns are taken thereafter, to present. Please refer to the Fees and Expenses, Deferred Subscription Charge - Class D section of the Prospectus regarding the conversion to Class A following the five year anniversary of the original subscription into Class D. Past performance is not a guide to future performance. Performance is calculated on a total return basis, net of all fees.*

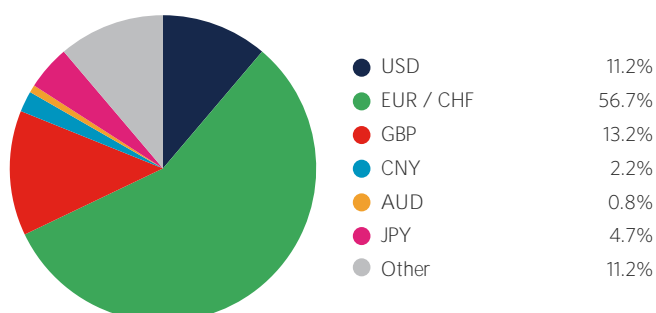
## Portfolio holdings - top 20

| Holding  |       |
|--|-------|
| Robeco QI European Conservative Equities           | 15.2% |
| Comgest Growth Europe Opportunities                | 13.3% |
| Magallanes European Equity                         | 12.0% |
| Morgan Stanley Europe Opportunity                  | 10.1% |
| iShares Edge MSCI Europe Value Factor ETF          | 4.9%  |
| HSBC Global Emerging Market Government Bond Index  | 3.5%  |
| Robeco QI Emerging Markets Enhanced Index Equities | 3.0%  |
| Robeco Multi-Factor Global Equity                  | 2.9%  |
| iShares EUR Govt Bond Climate                      | 2.8%  |
| iShares FTSE 100                                   | 2.1%  |
| Candriam Global High Yield                         | 2.0%  |
| Redwheel Global Convertibles                       | 1.7%  |
| Hereford Bin Yuan Greater China                    | 1.6%  |
| TwentyFour Income                                  | 1.6%  |
| Neuberger Berman Uncorrelated Strategies           | 1.6%  |
| iShares Core S&P 500 ETF                           | 1.5%  |
| WisdomTree Core Physical Gold ETC                  | 1.4%  |
| US TIPS  | 1.4%  |
| Momentum Real Assets Growth & Income               | 1.2%  |
| Schroder Emerging Markets Value                    | 1.2%  |

## Geographic allocation



## Currency allocation



## Key information

|                    |                                       |
|--------------------|---------------------------------------|
| Investment manager | Momentum Global Investment Management |
| Currency           | EUR                                   |
| Inception date     | 28 October 2011                       |
| Structure          | Part I Luxembourg 2010 Law (UCITS)    |
| Minimum investment | USD 7,500 (EUR equivalent)            |
| Investment horizon | 6 years +                             |

|                           |                     |
|---------------------------|---------------------|
| MGF SICAV AUM             | EUR 3,653.3 million |
| Fund AUM                  | EUR 14.3 million    |
| Subscriptions/redemptions | Daily               |
| ISIN                      | LU0651985177        |
| Price per share (NAV)     | EUR 1.4821          |

## Deferred Subscription Charge - Class D only

The Fund is permitted to make a charge on the sale of Shares to an investor of 5 per cent of the amount subscribed. The amount of this charge is paid by the Fund at the time of the subscription and is deferred and amortised over a 5-year period. Shareholders of Share Class D see the cost of this charge reflected in a decreased Net Asset Value price of Share Class D.

Should an investor redeem before the 5-year period has elapsed, the Fund is permitted to deduct the remainder of the Deferred Subscription Charge from the redemption proceeds for the benefit of the relevant Fund. The remaining charge will be calculated on a first in, first out basis and pro-rata dependent upon the number of Shares redeemed.

Charges will be applied to the redemption proceeds as below:

|   |           |
|---|-----------|
| » Within one year of initial subscription     | 5%        |
| » Between 1 & 2 years of initial subscription | 4%        |
| » Between 2 & 3 years of initial subscription | 3%        |
| » Between 3 & 4 years of initial subscription | 2%        |
| » Between 4 & 5 years of initial subscription | 1%        |
| » After 5 years of initial subscription       | No charge |

At the end of the month following the five-year anniversary of the original subscription, once the initial charge is repaid in full to the Fund, any remaining shareholding will be automatically converted to Share Class A.

Please refer to the Deferred Subscription Charge section of the prospectus for further details.

**Important Information** - All data sourced from Momentum Global Investment Management, J.P. Morgan SE - Luxembourg Branch. Allocations subject to change. The value of the underlying funds and the income generated from them can go down as well as up and is not guaranteed. Investors may not get back the original amount invested. The value of investments involving exposure to foreign currencies can be affected by currency exchange rate fluctuations. Past performance is not a guide to future performance. Performance is calculated on a total return basis, net of all fees. The Fund is not managed with reference to a benchmark, but its performance may be measured against one. Portfolio holdings include indirect holdings in Momentum GF Global Equity Fund.

This is a marketing communication. This document does not provide all the facts needed to make an informed investment decision. Prior to investing, investors should read the Key Information Document (KID) and seek professional investment advice where appropriate. KIDs and the Prospectus are available in English at [momentum.co.uk](http://momentum.co.uk).

Harmony Portfolios are sub-funds of the MGF SICAV, which is domiciled in Luxembourg and regulated by the Commission de Surveillance du Secteur Financier. The fund conforms to the requirements of the European UCITS Directive. Either Momentum Global Investment Management Limited (MGIM) or FundRock Management Company S.A., the management company, may terminate arrangements for marketing under the denotification process in the new Cross-border Distribution Directive (Directive EU) 2019/1160. This financial promotion is issued by MGIM, who is the Investment manager, Promoter and Distributor for the MGF SICAV. MGIM is registered in England and Wales No. 03733094. Registered Office: The Rex Building, 62 Queen Street, London EC4R 1EB. MGIM is authorised and regulated by the Financial Conduct Authority No. 232357.