

Harmony Europe Growth Fund (Class D)

30 May 2025

This is a marketing communication for professional advisors only

Investment objective*

The portfolio will be biased to investments in Europe, but could also hold investments outside this region.

The portfolio aims to provide capital growth in Euros but with a reduced level of volatility via strategic exposures to a wide range of asset classes.

Lead portfolio managers



Andrew Hardy
Director of Investment
Management

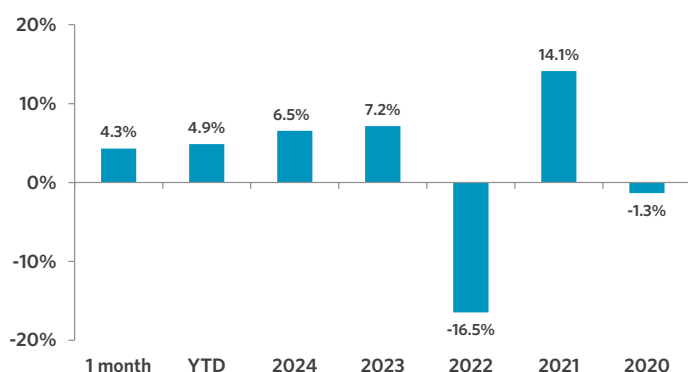


Alex Harvey
Senior Portfolio Manager
& Investment Strategist



Lorenzo La Posta
Portfolio Manager

Fund performance**



Cumulative performance (%)**

Performance	Mtd	Ytd	1 yr	3 yrs	5 yrs	Since inception
Cumulative	4.3	4.9	7.8	9.3	27.1	60.9
Annualised volatility						9.5

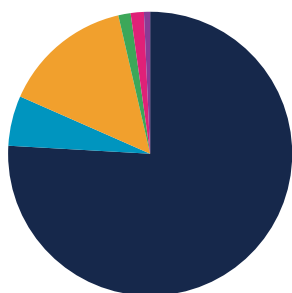
Cumulative returns (since inception, 28.10.2011) **



Discrete annual performance (%)**

May 24 - 25	May 23 - 24	May 22 - 23	May 21 - 22	May 20 - 21
7.8	8.0	(6.1)	(2.9)	19.7

Strategy allocation



Equities	75.9%	Fixed Income	14.8%
Europe ex-UK equity	47.1%	Emerging market debt	3.3%
United Kingdom equity	12.1%	Government bonds	3.2%
Asia ex-Japan equity	6.1%	Convertible bonds	2.0%
North America equity	5.4%	High yield credit	2.0%
Japan equity	2.7%	Asset backed securities	1.5%
Other equity	1.9%	Inflation-linked bonds	1.3%
Australasia equity	0.6%	Loans	1.0%
Specialist assets	5.7%	Investment grade credit	0.5%
Infrastructure	2.5%	Commodities	1.4%
Private equity	2.1%	Alternatives	1.5%
Property	0.9%	Cash & equivalents	0.7%
Specialist financials	0.2%		

Manager commentary

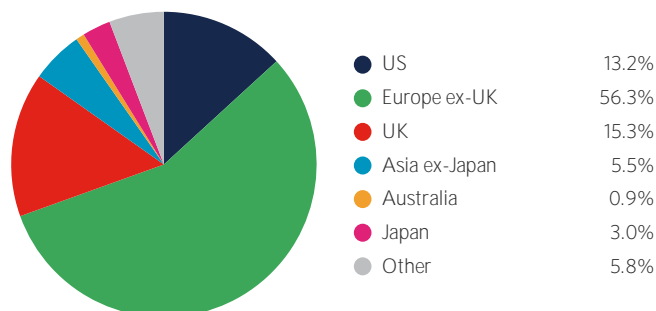
- » In May, markets rallied as fears of a trade war receded, buoyed by positive AI developments. This "TACO" (Trump Always Chickens Out) theme saw US-China tariff de-escalation, boosting equities, particularly US tech giants like Nvidia. However, government debt sustainability concerns in the US, UK, and Japan pushed long-term bond yields to multi-year highs, causing bond markets to struggle. Central banks remain cautious on rate cuts amid resilient economies and persistent inflation. While short-term uncertainty lingers, the corporate sector's strength and the transformative potential of AI provide a more encouraging long-term outlook.
- » Against this backdrop, we implemented two tactical trades in the portfolio.
- » Firstly, in the second half of the month, we reduced some of the equity positions that we had increased allocation to in early April, in the depths of the tariff crash. We had let them successfully run overweight for 6 weeks, after which we thought it prudent to bank the profits and look at opportunities elsewhere.
- » Only a few days later, in fact, we invested in a 30-year inflation-protected US bond. With bond yields spiking and market sentiment probably excessively negative about US fixed income, we thought it prudent to take a contrarian view and took the opportunity to bring the portfolio's interest-rate sensitivity back in line with strategic levels, which increases yield generation and enhances protectiveness.

*Important Information - All data sourced from Momentum Global Investment Management, J.P. Morgan SE - Luxembourg Branch. Allocations subject to change. *There can be no assurance that the Fund will achieve its investment objective. Please refer to the Prospectus for full details of the Fund, its charges, the investment objective and investment policy. **Performance figures comprise two components: i) figures reflect Class D share's returns for the first 5 years after Class D share's inception; ii) Class A share's returns are taken thereafter, to present. Please refer to the Fees and Expenses, Deferred Subscription Charge - Class D section of the Prospectus regarding the conversion to Class A following the five year anniversary of the original subscription into Class D. Past performance is not a guide to future performance. Performance is calculated on a total return basis, net of all fees.*

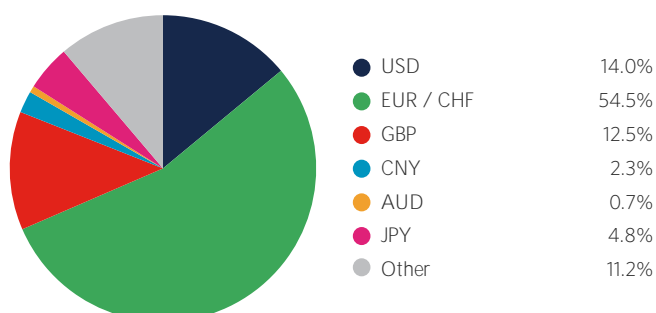
Portfolio holdings - top 20

Holding	
Robeco QI European Conservative Equities	15.5%
Comgest Growth Europe Opportunities	12.8%
Magallanes European Equity	12.1%
Morgan Stanley Europe Opportunity	9.7%
iShares Edge MSCI Europe Value Factor ETF	5.0%
Robeco QI Emerging Markets Enhanced Index Equities	3.4%
HSBC Global Emerging Market Government Bond Index	3.3%
iShares EUR Govt Bond Climate	2.9%
Robeco Multi-Factor Global Equity	2.7%
iShares FTSE 100	2.0%
Redwheel Global Convertibles	2.0%
Neuberger Berman Uncorrelated Strategies	1.5%
Hereford Bin Yuan Greater China	1.5%
TwentyFour Income	1.5%
WisdomTree Core Physical Gold ETC	1.4%
iShares Core S&P 500 ETF	1.4%
Morant Wright Fuji Yield	1.3%
US TIPS	1.3%
MSCI World MV Index Futures	1.1%
Schroder Emerging Markets Value	1.1%

Geographic allocation



Currency allocation



Key information

Investment manager	Momentum Global Investment Management
Currency	EUR
Inception date	28 October 2011
Structure	Part I Luxembourg 2010 Law (UCITS)
Minimum investment	USD 7,500 (EUR equivalent)
Investment horizon	6 years +

MGF SICAV AUM	EUR 3,528.9 million
Fund AUM	EUR 14.7 million
Subscriptions/redemptions	Daily
ISIN	LU0651985177
Price per share (NAV)	EUR 1.4897

Deferred Subscription Charge - Class D only

The Fund is permitted to make a charge on the sale of Shares to an investor of 5 per cent of the amount subscribed. The amount of this charge is paid by the Fund at the time of the subscription and is deferred and amortised over a 5-year period. Shareholders of Share Class D see the cost of this charge reflected in a decreased Net Asset Value price of Share Class D.

Should an investor redeem before the 5-year period has elapsed, the Fund is permitted to deduct the remainder of the Deferred Subscription Charge from the redemption proceeds for the benefit of the relevant Fund. The remaining charge will be calculated on a first in, first out basis and pro-rata dependent upon the number of Shares redeemed.

Charges will be applied to the redemption proceeds as below:

- » Within one year of initial subscription 5%
- » Between 1 & 2 years of initial subscription 4%
- » Between 2 & 3 years of initial subscription 3%
- » Between 3 & 4 years of initial subscription 2%
- » Between 4 & 5 years of initial subscription 1%
- » After 5 years of initial subscription No charge

At the end of the month following the five-year anniversary of the original subscription, once the initial charge is repaid in full to the Fund, any remaining shareholding will be automatically converted to Share Class A.

Please refer to the Deferred Subscription Charge section of the prospectus for further details.

Important Information - All data sourced from Momentum Global Investment Management, J.P. Morgan SE - Luxembourg Branch. Allocations subject to change. The value of the underlying funds and the income generated from them can go down as well as up and is not guaranteed. Investors may not get back the original amount invested. The value of investments involving exposure to foreign currencies can be affected by currency exchange rate fluctuations. Past performance is not a guide to future performance. Performance is calculated on a total return basis, net of all fees. The Fund is not managed with reference to a benchmark, but its performance may be measured against one. Portfolio holdings include indirect holdings in Momentum GF Global Equity Fund.

This is a marketing communication. This document does not provide all the facts needed to make an informed investment decision. Prior to investing, investors should read the Key Information Document (KID) and seek professional investment advice where appropriate. KIDs and the Prospectus are available in English at momentum.co.uk.

Harmony Portfolios are sub-funds of the MGF SICAV, which is domiciled in Luxembourg and regulated by the Commission de Surveillance du Secteur Financier. The fund conforms to the requirements of the European UCITS Directive. Either Momentum Global Investment Management Limited (MGIM) or FundRock Management Company S.A., the management company, may terminate arrangements for marketing under the denotification process in the new Cross-border Distribution Directive (Directive EU) 2019/1160. This financial promotion is issued by MGIM, who is the Investment manager, Promoter and Distributor for the MGF SICAV. MGIM is registered in England and Wales No. 03733094. Registered Office: The Rex Building, 62 Queen Street, London EC4R 1EB. MGIM is authorised and regulated by the Financial Conduct Authority No. 232357.