

# Harmony Europe Growth Fund (Class J)

29 November 2024

This is a marketing communication for professional advisors only

## Investment objective\*

The portfolio will be biased to investments in Europe, but could also hold investments outside this region.

The portfolio aims to provide capital growth in Euros but with a reduced level of volatility via strategic exposures to a wide range of asset classes.

## Lead portfolio managers



Andrew Hardy  
Director of Investment  
Management

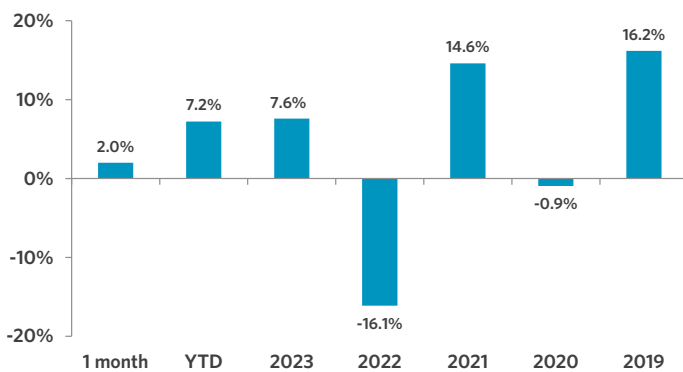


Alex Harvey  
Senior Portfolio Manager  
& Investment Strategist



Lorenzo La Posta  
Portfolio Manager

## Fund performance\*\*



## Cumulative returns (since Fund inception, 12.08.2011)\*\*



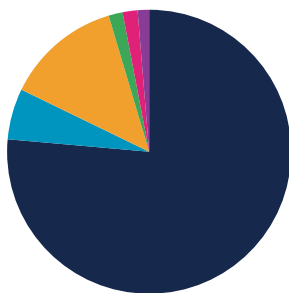
## Cumulative performance (%)\*\*

Performance	Mtd	Ytd	1 yr	3 yrs	5 yrs	Since inception
Cumulative	2.0	7.2	11.6	(1.1)	11.4	72.2
Annualised volatility						9.6

## Discrete annual performance (%)\*\*

Nov 23 - 24	Nov 22 - 23	Nov 21 - 22	Nov 20 - 21	Nov 19 - 20
11.6	0.6	(11.9)	14.3	(1.5)

## Strategy allocation



<b>Equities</b>	<b>76.4%</b>	<b>Fixed income</b>	<b>13.2%</b>
Europe ex-UK equity	45.1%	Emerging market debt	3.6%
United Kingdom equity	12.7%	Investment grade credit	2.6%
Asia ex-Japan equity	7.6%	High yield credit	2.2%
North America equity	5.1%	Government bonds	2.2%
Japan equity	2.5%	Asset backed securities	1.7%
Other equity	2.2%	Loans	0.9%
Australasia equity	1.2%	<b>Commodities</b>	<b>1.6%</b>
<b>Specialist assets</b>	<b>5.8%</b>	<b>Alternatives</b>	<b>1.7%</b>
Infrastructure	2.9%	<b>Cash &amp; equivalents</b>	<b>1.3%</b>
Private equity	1.9%		
Property	0.9%		
Specialist financials	0.3%		

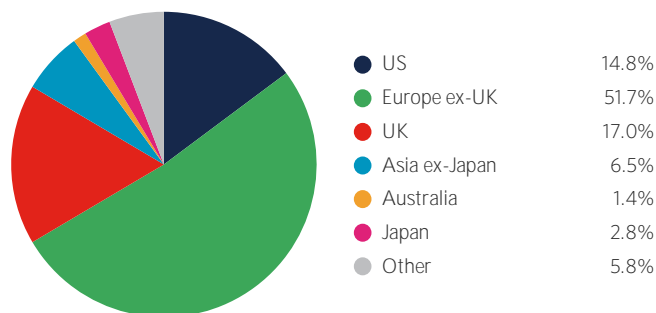
## Manager commentary

- » In November, US markets significantly outperformed the rest of the world, with the S&P 500 reaching a new record high and delivering its strongest monthly performance of 2024. European sovereign bonds also fared well as investors anticipated accelerated rate cuts from the ECB. However, there were some areas of weakness. French assets lagged due to concerns over the country's budget, while the Euro experienced its sharpest decline against the US dollar in 18 months, driven by speculation about potential new tariffs. Additionally, the dollar's strength, coupled with broader weakness in other regions, led to negative returns for nearly all non-USD denominated risk assets in USD terms during the month.
- » Against this backdrop, we left asset allocation and manager selection unchanged.

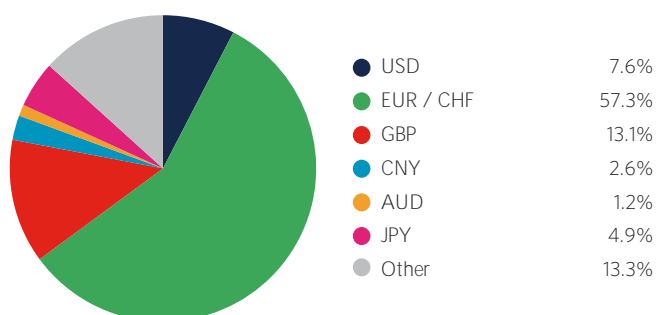
### Portfolio holdings - top 20

Holding	
Robeco QI European Conservative Equities	14.5%
Comgest Growth Europe Opportunities	12.9%
Magallanes European Equity	11.9%
Morgan Stanley Europe Opportunity	10.0%
Curate Global Emerging Markets Equity	5.1%
Robeco QI European Value Equities	4.6%
HSBC Global Emerging Market Government Bond Index	3.6%
Robeco Multi-Factor Global Equity	3.0%
iShares Global Corporate Bond	2.6%
iShares EUR Govt Bond Climate	2.2%
iShares FTSE 100	2.0%
Aikya Global Emerging Markets	1.8%
TwentyFour Income	1.7%
Hereford Bin Yuan Greater China	1.7%
Neuberger Berman Uncorrelated Strategies	1.7%
WisdomTree Core Physical Gold ETC	1.6%
iShares Core S&P 500 ETF	1.5%
Cash	1.3%
Morgan Stanley Global Sustain	1.2%
Morant Wright Fuji Yield	1.1%

### Geographic allocation



### Currency allocation



### Key information

Investment manager	Momentum Global Investment Management
Currency	EUR
Inception date (Fund)	12 August 2011
Inception date (Class J)	not yet launched
Structure	Part I Luxembourg 2010 Law (UCITS)

Minimum investment	USD 7,500 (EUR equivalent)
Investment horizon	6 years +
Subscriptions/redemptions	Daily
ISIN	LU2062918854
Price per share (NAV)	not yet launched

*Important Information - All data sourced from Momentum Global Investment Management, J.P. Morgan SE - Luxembourg Branch, Bloomberg Finance L.P. Allocations subject to change. The value of the underlying funds and the income generated from them can go down as well as up and is not guaranteed. Investors may not get back the original amount invested. The value of investments involving exposure to foreign currencies can be affected by currency exchange rate fluctuations. Past performance is not a guide to future performance. Performance is calculated on a total return basis, net of all fees. The Fund is not managed with reference to a benchmark, but its performance may be measured against one. Portfolio holdings include indirect holdings in Momentum GF Global Equity Fund.*

*This is a marketing communication. This document does not provide all the facts needed to make an informed investment decision. Prior to investing, investors should read the Key Information Document (KID) and seek professional investment advice where appropriate. KIDs and the Prospectus are available in English at momentum.co.uk.*

*Harmony Portfolios are sub-funds of the MGF SICAV, which is domiciled in Luxembourg and regulated by the Commission de Surveillance du Secteur Financier. The fund conforms to the requirements of the European UCITS Directive. Either Momentum Global Investment Management Limited (MGIM) or FundRock Management Company S.A., the management company, may terminate arrangements for marketing under the denotification process in the new Cross-border Distribution Directive (Directive EU) 2019/1160. This financial promotion is issued by MGIM, who is the Investment manager, Promoter and Distributer for the MGF SICAV. MGIM is registered in England and Wales No. 03733094. Registered Office: The Rex Building, 62 Queen Street, London EC4R 1EB. MGIM is authorised and regulated by the Financial Conduct Authority No. 232357.*