

Harmony Global Balanced Fund (Class D USD)

30 April 2026

This is a marketing communication for professional advisors only

Investment objective*

The portfolio will be biased to investments in the United States, but could also hold investments outside this country.

The portfolio aims to provide a balance between capital preservation and capital growth in US dollars with a reduced level of volatility, via strategic exposures to a wide range of asset classes.

Lead portfolio managers

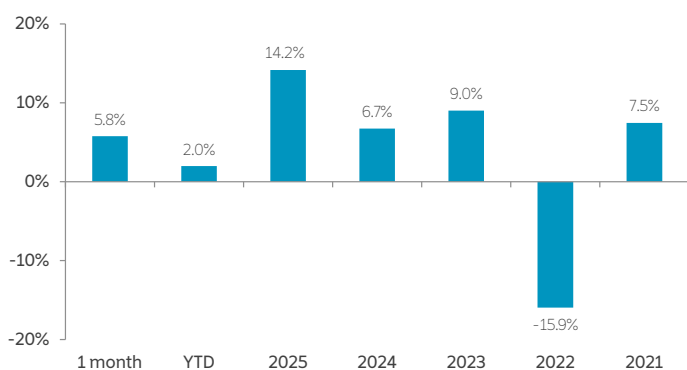


Alex Harvey
Senior Portfolio Manager & Investment Strategist



Lorenzo La Posta
Portfolio Manager

Fund performance**



Cumulative returns (since inception, 03.11.2011)**



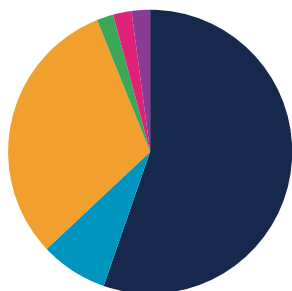
Cumulative performance (%)**

Performance	Mtd	Ytd	1 yr	3 yrs	5 yrs	Since inception
Cumulative	5.8	2.0	13.4	31.1	17.4	79.3
Annualised volatility						9.2

Discrete annual performance (%)**

Apr 25 - Apr 26	Apr 24 - Apr 25	Apr 23 - Apr 24	Apr 22 - Apr 23	Apr 21 - Apr 22
13.4	10.1	5.0	(4.7)	(6.1)

Strategy allocation



Equities	55.3%	Fixed income	30.9%
North America equity	33.4%	Government bonds	14.7%
Europe ex-UK equity	6.9%	Investment grade credit	4.0%
Asia ex-Japan equity	5.2%	Emerging market debt	3.9%
Japan equity	4.7%	Inflation-linked bonds	2.7%
United Kingdom equity	3.0%	High yield credit	2.6%
Other equity	1.4%	Asset backed securities	2.0%
Australasia equity	0.7%	Loans	1.0%
Specialist assets	7.7%	Commodities	1.9%
Infrastructure	3.2%	Precious metals	1.9%
Private equity	2.1%	Alternatives	2.1%
Property	2.0%	Cash & equivalents	2.1%
Specialist financials	0.4%		

Manager commentary

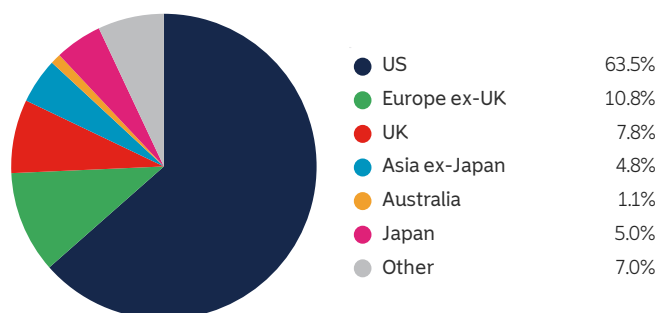
- » April felt resilient for global markets: equities rebounded as investors rotated back into AI-linked growth themes, while Middle East tensions kept oil and inflation worries alive. Bonds were steadier but not carefree, the dollar had safe-haven support, and emerging Asia stood out thanks to semiconductor optimism, even as risks lingered.
- » In April, we added a small holding in the VanEck Defence ETF, reflecting our view that defence spending is likely to grow steadily over many years. For decades after the Cold War, European countries reduced defence budgets and relied on existing stockpiles. Today, governments are having to do two things at once: modernise their forces and rebuild inventories. This creates strong, long-lasting demand for defence companies. Political support for higher spending is also becoming much clearer. NATO countries have committed to spending more on defence, and European defence budgets have been rising at a fast pace. This is already feeding through into higher earnings for defence firms, with some companies having several years' worth of orders already in hand. While defence stocks have performed well recently, we believe there could still be further growth as this rebuilding cycle continues over the next 5-10 years. Importantly, this remains a small allocation within the portfolio, and we continue to look for other long-term themes that can help diversify returns.

Important Information - All data sourced from Momentum Global Investment Management, J.P. Morgan SE - Luxembourg Branch. Allocations subject to change. *There can be no assurance that the Fund will achieve its investment objective. Please refer to the Prospectus for full details of the Fund, its charges, the investment objective and investment policy. **Performance figures comprise two components: i) figures reflect Class D share's returns for the first 5 years after Class D share's inception; ii) Class A share's returns are taken thereafter, to present. Please refer to the Fees and Expenses, Deferred Subscription Charge - Class D section of the Prospectus regarding the conversion to Class A following the five year anniversary of the original subscription into Class D. Past performance is not a guide to future performance. Performance is calculated on a total return basis, net of all fees in USD.

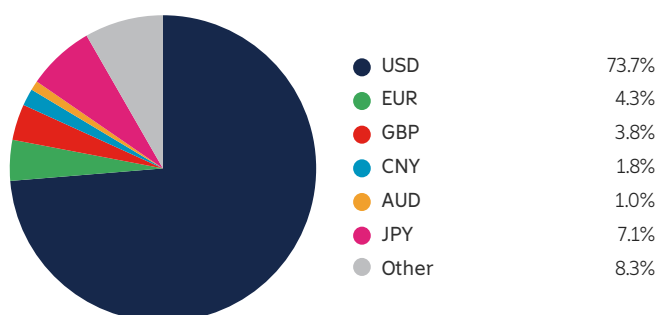
Portfolio holdings - top 20

Holding	
Robeco QI Global Sustainable Equity	11.2%
US Treasury Bonds	10.6%
Lyrical Global Value Equity Strategy	7.7%
Robeco Multi-Factor Global Equity	7.1%
Jennison Global Equity Opportunities	6.8%
Evenlode Global Equity	6.8%
iShares Global Corporate Bond	4.0%
iShares EUR Govt Bond Climate	3.5%
MSCI World Minimum Volatility Index Futures	3.0%
Global Evolution Emerging Markets Blended High Conviction	2.7%
US TIPS	2.7%
Cash	2.1%
Assenagon Alpha Volatility	2.1%
Candriam Global High Yield	2.1%
Aikya Global Emerging Markets	2.0%
TwentyFour Income	2.0%
WisdomTree Core Physical Gold ETC	1.9%
Robeco QI Emerging Markets Enhanced Index Equities	1.8%
Momentum Real Assets Growth & Income	1.8%
iShares Developed Real Estate Index	1.6%

Geographic allocation



Currency allocation



Key information

Investment manager	Momentum Global Investment Management
Currency	USD
Inception date	03 November 2011
Structure	Part I Luxembourg 2010 Law (UCITS)
Minimum investment	USD 7,500
Investment horizon	5 years +

MGF SICAV AUM	USD 4,101.2 million
Fund AUM	USD 63.5 million
Subscriptions/redemptions	Daily
ISIN	LU0651986498
Price per share (NAV)	USD 1.6647

Deferred Subscription Charge - Class D only

The Fund is permitted to make a charge on the sale of Shares to an investor of 5 per cent of the amount subscribed. The amount of this charge is paid by the Fund at the time of the subscription and is deferred and amortised over a 5-year period. Shareholders of Share Class D see the cost of this charge reflected in a decreased Net Asset Value price of Share Class D.

Should an investor redeem before the 5-year period has elapsed, the Fund is permitted to deduct the remainder of the Deferred Subscription Charge from the redemption proceeds for the benefit of the relevant Fund. The remaining charge will be calculated on a first in, first out basis and pro-rata dependent upon the number of Shares redeemed.

Charges will be applied to the redemption proceeds as below:

» Within one year of initial subscription	5%
» Between 1 & 2 years of initial subscription	4%
» Between 2 & 3 years of initial subscription	3%
» Between 3 & 4 years of initial subscription	2%
» Between 4 & 5 years of initial subscription	1%
» After 5 years of initial subscription	No charge

At the end of the month following the five-year anniversary of the original subscription, once the initial charge is repaid in full to the Fund, any remaining shareholding will be automatically converted to Share Class A.

Please refer to the Deferred Subscription Charge section of the prospectus for further details.

Important Information - All data sourced from Momentum Global Investment Management, J.P. Morgan SE - Luxembourg Branch. Allocations subject to change. The value of the underlying funds and the income generated from them can go down as well as up and is not guaranteed. Investors may not get back the original amount invested. The value of investments involving exposure to foreign currencies can be affected by currency exchange rate fluctuations. Past performance is not a guide to future performance. Performance is calculated on a total return basis, net of all fees in USD. The Fund is not managed with reference to a benchmark, but its performance may be measured against one. Portfolio holdings include indirect holdings in Momentum GF Global Equity Fund.

This is a marketing communication. This document does not provide all the facts needed to make an informed investment decision. Prior to investing, investors should read the Key Information Document (KID) and seek professional investment advice where appropriate. KIDs and the Prospectus are available in English at momentum.co.uk.

Harmony Portfolios are sub-funds of the MGF SICAV, which is domiciled in Luxembourg and regulated by the Commission de Surveillance du Secteur Financier. The fund conforms to the requirements of the European UCITS Directive. Either Momentum Global Investment Management Limited (MGIM) or FundRock Management Company S.A., the management company, may terminate arrangements for marketing under the denotification process in the new Cross-border Distribution Directive (Directive EU) 2019/1160. This financial promotion is issued by MGIM, who is the Investment manager, Promoter and Distributor for the MGF SICAV. MGIM is registered in England and Wales No. 03733094. Registered Office: 3 More London Riverside, London SE1 2AQ. MGIM is authorised and regulated by the Financial Conduct Authority No. 232357.