

Harmony Global Balanced Fund (Class E)

31 January 2025

This is a marketing communication for professional advisors only

Investment objective*

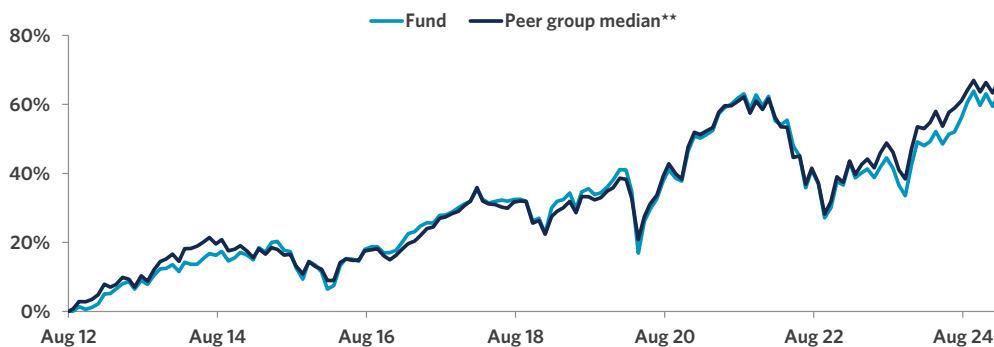
The portfolio will be biased to investments in the United States, but could also hold investments outside this country.

The portfolio aims to provide a balance between capital preservation and capital growth in US dollars with a reduced level of volatility, via strategic exposures to a wide range of asset classes.

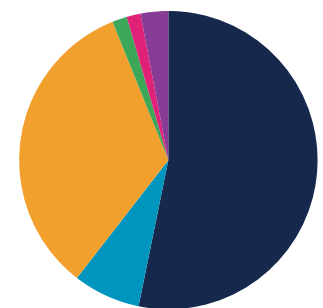
Manager commentary

» No changes were made to the portfolio's asset allocation and manager selection.

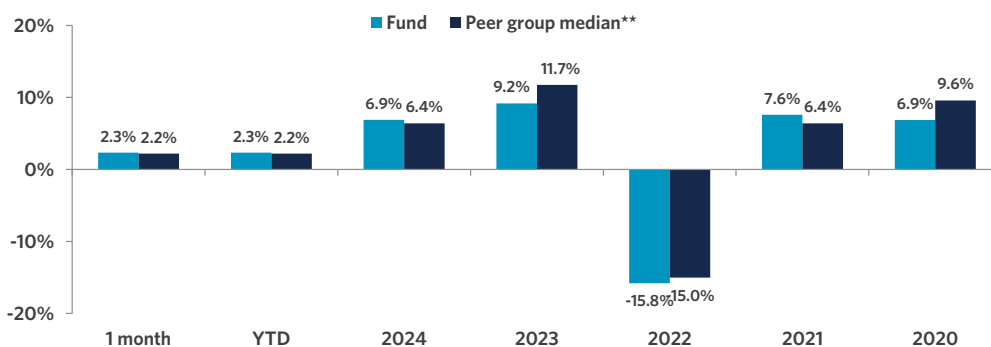
Cumulative returns (since inception, 06.08.2012)



Strategy allocation



Fund performance



Cumulative performance (%)

Mtd	Ytd	1 yr	3 yrs	5 yrs	Since inception
2.3	2.3	10.3	5.1	15.7	63.2

Discrete annual performance (%)

Jan 24 - 25	Jan 23 - 24	Jan 22 - 23	Jan 21 - 22	Jan 20 - 21	Annualised volatility
10.3	3.2	(7.7)	3.3	6.6	9.4

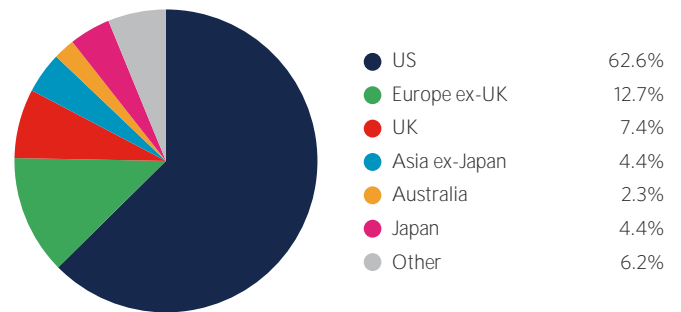
Equities	53.2%
North America equity	31.7%
Europe ex-UK equity	6.1%
Asia ex-Japan equity	4.4%
Japan equity	4.0%
United Kingdom equity	4.0%
Australasia equity	1.9%
Other equity	1.1%
Specialist assets	7.3%
Infrastructure	3.5%
Property	2.1%
Private equity	1.5%
Specialist financials	0.2%
Fixed income	33.4%
Government bonds	13.3%
Investment grade credit	6.3%
Inflation-linked bonds	3.6%
Emerging market debt	3.6%
High yield credit	2.2%
Asset backed securities	1.9%
Convertible bonds	1.5%
Loans	1.0%
Commodities	1.6%
Alternatives	1.5%
Cash & equivalents	3.0%

Important Information - All data sourced from Momentum Global Investment Management, J.P. Morgan SE - Luxembourg Branch, Morningstar, Bloomberg Finance L.P. Allocations subject to change. *There can be no assurance that the Fund will achieve its investment objective. Please refer to the Prospectus for full details of the Fund, its charges, the investment objective and investment policy. **Peer group median comprises two components: 1) between inception date and 30.06.24, the median return of the composite (i) global peers and (ii) local peers, in the ratio 1:2. This weighting methodology is consistent with the "normal" asset allocation of the Fund, with a two-thirds bias towards "home" country assets and currencies; 2) between 01.07.24 to present, following the Strategic Asset Allocation changes, the median return of Morningstar EAA USD Moderate Allocation. Past performance is not a guide to future performance. Performance is calculated on a total return basis, net of all fees.

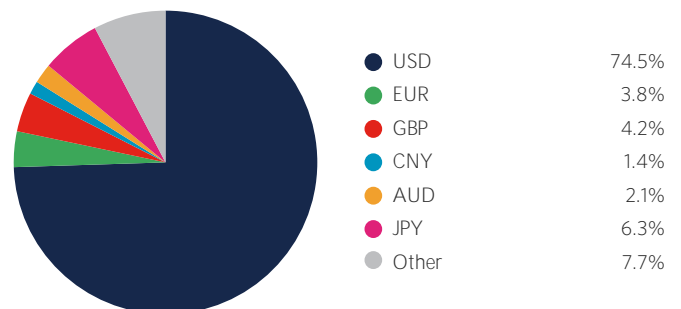
Portfolio holdings

Equities	53.2%
Robeco QI Global Sustainable Equity	10.1%
Robeco Multi-Factor Global Equity	7.8%
Evenlode Global Equity	7.6%
Jennison Global Equity Opportunities	6.9%
Lyrical Global Value Equity Strategy	6.4%
Robeco QI Emerging Markets Enhanced Index Equities	3.1%
iShares FTSE 100	1.5%
Hereford Bin Yuan Greater China	1.4%
iShares Core S&P 500 ETF	1.0%
iShares Core MSCI Europe GBP ETF	1.0%
Artisan Global Value	1.0%
Morant Wright Fuji Yield	1.0%
iShares MSCI Australia	1.0%
Paradise Global SMID Cap	0.9%
Amundi MSCI Japan ETF	0.8%
Contrarius Global Equity	0.6%
Granahan US Focused Growth	0.6%
Rainier International SMID Cap Growth	0.5%
Specialist assets	7.3%
Maple-Brown Abbott Global Infrastructure	2.0%
iShares Developed Real Estate Index	1.9%
International Public Partnerships	0.8%
Momentum Real Assets Growth & Income	0.8%
Cordiant Digital Infrastructure	0.4%
Chrysalis Investments	0.3%
Syncona	0.2%
Schroder Capital Global Innovation Trust	0.2%
Partners Group Private Equity	0.2%
Oakley Capital Investments	0.2%
Molten Ventures	0.2%
Digital 9 Infrastructure	0.1%
Fixed Income	33.4%
US Treasury Bonds	9.9%
iShares Global Corporate Bond	6.3%
HSBC Global Emerging Market Government Bond Index	3.6%
US TIPS	3.6%
iShares EUR Govt Bond Climate	3.4%
TwentyFour Income	1.9%
Redwheel Global Convertibles	1.5%
Candriam Global High Yield	1.1%
Jupiter Financial Contingent Capital	1.1%
Sequoia Economic Infrastructure Income	1.0%
Commodities	1.6%
WisdomTree Core Physical Gold ETC	1.6%
Alternatives	1.5%
Neuberger Berman Uncorrelated Strategies	1.5%
Cash & equivalents	3.0%
Cash	3.0%

Geographic allocation



Currency allocation



Key information

Investment manager	Momentum Global Investment Management
Currency	USD
Inception date	08 August 2012
Minimum investment	USD 250,000
Investment horizon	5 years +
Subscriptions/redemptions	Daily
ISIN	LU0795381242
Peer group**	Morningstar EAA USD Moderate Allocation
Price per share (NAV)	USD 1.6320

*Important Information - All data sourced from Momentum Global Investment Management, J.P. Morgan SE - Luxembourg Branch. Allocations subject to change. The value of the underlying funds and the income generated from them can go down as well as up and is not guaranteed. Investors may not get back the original amount invested. The value of investments involving exposure to foreign currencies can be affected by currency exchange rate fluctuations. Past performance is not a guide to future performance. Performance is calculated on a total return basis, net of all fees. Portfolio holdings include indirect holdings in Momentum GF Global Equity Fund. **Peer group median comprises two components: 1) between inception date and 30.06.24, the median return of the composite (i) global peers and (ii) local peers, in the ratio 1:2. This weighting methodology is consistent with the "normal" asset allocation of the Fund, with a two-thirds bias towards "home" country assets and currencies; 2) between 01.07.24 to present, following the Strategic Asset Allocation changes, the median return of Morningstar EAA USD Moderate Allocation. Past performance is not a guide to future performance. Performance is calculated on a total return basis, net of all fees.*

This is a marketing communication. This document does not provide all the facts needed to make an informed investment decision. Prior to investing, investors should read the Key information Document (KID) and seek professional investment advice where appropriate. KIDs and the Prospectus are available in English at momentum.co.uk.

Harmony Portfolios are sub-funds of the MGF SICAV, which is domiciled in Luxembourg and regulated by the Commission de Surveillance du Secteur Financier. The fund conforms to the requirements of the European UCITS Directive. Either Momentum Global Investment Management Limited (MGIM) or FundRock Management Company S.A., the management company, may terminate arrangements for marketing under the denotification process in the new Cross-border Distribution Directive (Directive EU) 2019/1160. This financial promotion is issued by MGIM, who is the Investment manager, Promoter and Distributer for the MGF SICAV. MGIM is registered in England and Wales No. 03733094. Registered Office: The Rex Building, 62 Queen Street, London EC4R 1EB. MGIM is authorised and regulated by the Financial Conduct Authority No. 232357.