

Harmony Global Balanced Fund (Class H USD)

30 May 2025

This is a marketing communication for professional advisors only

Investment objective*

The portfolio will be biased to investments in the United States, but could also hold investments outside this country.

The portfolio aims to provide a balance between capital preservation and capital growth in US dollars with a reduced level of volatility, via strategic exposures to a wide range of asset classes.

Lead portfolio managers



Andrew Hardy
Director of Investment
Management

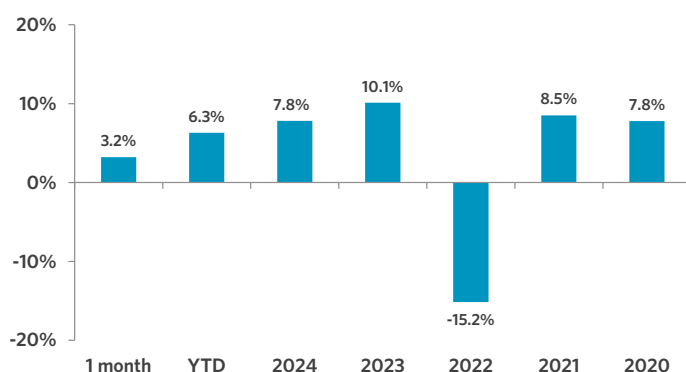


Alex Harvey
Senior Portfolio Manager
& Investment Strategist



Lorenzo La Posta
Portfolio Manager

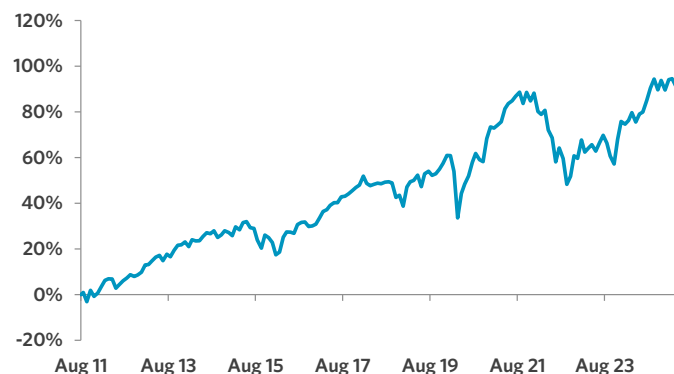
Fund performance**



Cumulative performance (%)**

Performance	Mtd	Ytd	1 yr	3 yrs	5 yrs	Since inception
Cumulative	3.2	6.3	12.6	19.5	35.8	101.5
Annualised volatility						9.3

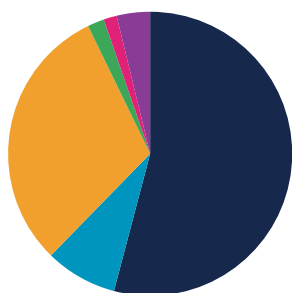
Cumulative returns (since Fund inception, 12.08.2011) **



Discrete annual performance (%)**

May 24 - 25	May 23 - 24	May 22 - 23	May 21 - 22	May 20 - 21
12.6	10.0	(3.5)	(8.1)	23.7

Strategy allocation



Equities	54.1%	Fixed income	30.5%
North America equity	31.6%	Government bonds	9.2%
Europe ex-UK equity	7.3%	Investment grade credit	5.4%
Japan equity	4.1%	Inflation-linked bonds	5.2%
United Kingdom equity	4.1%	Emerging market debt	3.6%
Asia ex-Japan equity	4.0%	Asset backed securities	2.2%
Australasia equity	1.8%	High yield credit	2.2%
Other equity	1.2%	Convertible bonds	1.6%
Specialist assets	8.2%	Loans	1.1%
Infrastructure	3.9%	Commodities	1.9%
Property	2.3%	Alternatives	1.5%
Private equity	1.8%	Cash & equivalents	3.8%
Specialist financials	0.2%		

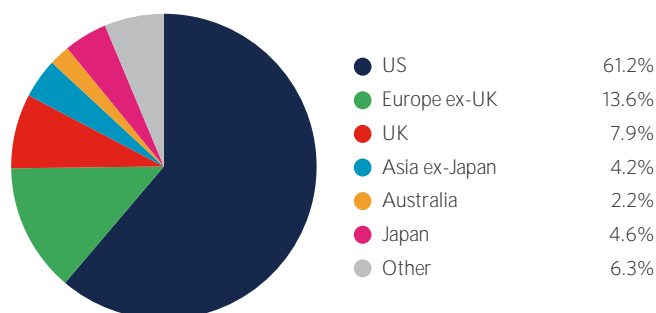
Manager commentary

- » In May, markets rallied as fears of a trade war receded, buoyed by positive AI developments. This "TACO" (Trump Always Chickens Out) theme saw US-China tariff de-escalation, boosting equities, particularly US tech giants like Nvidia. However, government debt sustainability concerns in the US, UK, and Japan pushed long-term bond yields to multi-year highs, causing bond markets to struggle. Central banks remain cautious on rate cuts amid resilient economies and persistent inflation. While short-term uncertainty lingers, the corporate sector's strength and the transformative potential of AI provide a more encouraging long-term outlook.
- » Against this backdrop, we implemented two tactical trades in the portfolio.
- » Firstly, in the second half of the month, we reduced some of the equity positions that we had increased allocation to in early April, in the depths of the tariff crash. We had let them successfully run overweight for 6 weeks, after which we thought it prudent to bank the profits and look at opportunities elsewhere.
- » Only a few days later, in fact, we invested in a 30-year inflation-protected US bond. With bond yields spiking and market sentiment probably excessively negative about US fixed income, we thought it prudent to take a contrarian view and took the opportunity to bring the portfolio's interest-rate sensitivity back in line with strategic levels, which increases yield generation and enhances protectiveness.

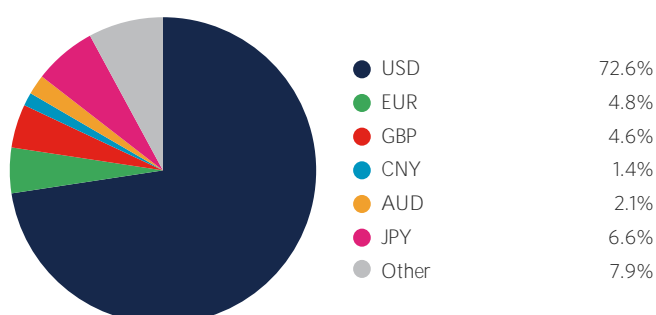
Portfolio holdings - top 20

Holding	
Robeco QI Global Sustainable Equity	10.2%
Robeco Multi-Factor Global Equity	7.5%
Evenlode Global Equity	7.3%
Lyrical Global Value Equity Strategy	7.2%
Jennison Global Equity Opportunities	6.6%
iShares Global Corporate Bond	5.4%
US Treasury Bonds	5.3%
US TIPS	5.2%
iShares EUR Govt Bond Climate	3.9%
Cash	3.8%
HSBC Global Emerging Market Government Bond Index	3.6%
Robeco QI Emerging Markets Enhanced Index Equities	3.0%
Maple-Brown Abbott Global Infrastructure	2.2%
TwentyFour Income	2.2%
iShares Developed Real Estate Index	2.0%
WisdomTree Core Physical Gold ETC	1.9%
iShares Core MSCI Europe GBP ETF	1.6%
Redwheel Global Convertibles	1.6%
iShares FTSE 100	1.5%
Neuberger Berman Uncorrelated Strategies	1.5%

Geographic allocation



Currency allocation



Key information

Investment manager	Momentum Global Investment Management
Currency	USD
Inception date (Fund)	12 August 2011
Inception date (Class H)	20 October 2020
Structure	Part I Luxembourg 2010 Law (UCITS)

Minimum investment	USD 1,500,000
Investment horizon	5 years +
Subscriptions/redemptions	Daily
ISIN	LU1700370148
Price per share (NAV)	USD 1.2401

Important Information - All data sourced from Momentum Global Investment Management, J.P. Morgan SE - Luxembourg Branch. Allocations subject to change. The value of the underlying funds and the income generated from them can go down as well as up and is not guaranteed. Investors may not get back the original amount invested. The value of investments involving exposure to foreign currencies can be affected by currency exchange rate fluctuations. Past performance is not a guide to future performance. Performance is calculated on a total return basis, net of all fees in USD. The Fund is not managed with reference to a benchmark, but its performance may be measured against one. Portfolio holdings include indirect holdings in Momentum GF Global Equity Fund.

This is a marketing communication. This document does not provide all the facts needed to make an informed investment decision. Prior to investing, investors should read the Key Information Document (KID) and seek professional investment advice where appropriate. KIDs and the Prospectus are available in English at momentum.co.uk.

Harmony Portfolios are sub-funds of the MGF SICAV, which is domiciled in Luxembourg and regulated by the Commission de Surveillance du Secteur Financier. The fund conforms to the requirements of the European UCITS Directive. Either Momentum Global Investment Management Limited (MGIM) or FundRock Management Company S.A., the management company, may terminate arrangements for marketing under the denotification process in the new Cross-border Distribution Directive (Directive EU) 2019/1160. This financial promotion is issued by MGIM, who is the Investment manager, Promoter and Distributer for the MGF SICAV. MGIM is registered in England and Wales No. 03733094. Registered Office: The Rex Building, 62 Queen Street, London EC4R 1EB. MGIM is authorised and regulated by the Financial Conduct Authority No. 232357.