

Harmony Global Balanced Fund (Class D)

29 November 2024

This is a marketing communication for professional advisors only

Investment objective*

The portfolio will be biased to investments in the United States, but could also hold investments outside this country.

The portfolio aims to provide a balance between capital preservation and capital growth in US dollars with a reduced level of volatility, via strategic exposures to a wide range of asset classes.

Lead portfolio managers



Andrew Hardy
Director of Investment
Management

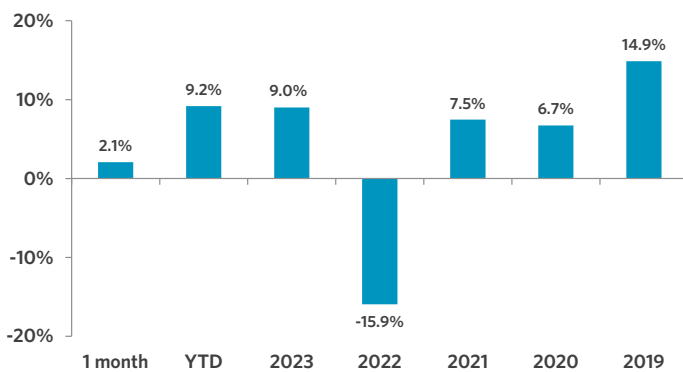


Alex Harvey
Senior Portfolio Manager
& Investment Strategist



Lorenzo La Posta
Portfolio Manager

Fund performance**



Cumulative returns (since inception, 03.11.2011)**



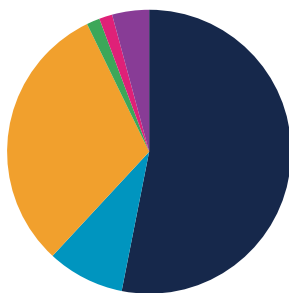
Cumulative performance (%)**

Performance	Mtd	Ytd	1 yr	3 yrs	5 yrs	Since inception
Cumulative	2.1	9.2	14.2	1.8	17.2	57.5
Annualised volatility						9.3

Discrete annual performance (%)**

Nov 23 - 24	Nov 22 - 23	Nov 21 - 22	Nov 20 - 21	Nov 19 - 20
14.2	3.4	(13.8)	8.7	5.9

Strategy allocation



Equities	53.1%	Fixed income	30.9%
North America equity	32.1%	Government bonds	10.6%
Europe ex-UK equity	5.6%	Investment grade credit	8.2%
Asia ex-Japan equity	5.4%	Emerging market debt	4.1%
United Kingdom equity	3.8%	Asset backed securities	2.3%
Japan equity	3.7%	Inflation-linked bonds	2.0%
Australasia equity	1.9%	High yield credit	2.0%
Other equity	0.6%	Loans	1.7%
Specialist assets	8.8%	Commodities	1.5%
Infrastructure	4.3%	Alternatives	1.5%
Property	2.7%	Cash & equivalents	4.2%
Private equity	1.5%		
Specialist financials	0.2%		

Manager commentary

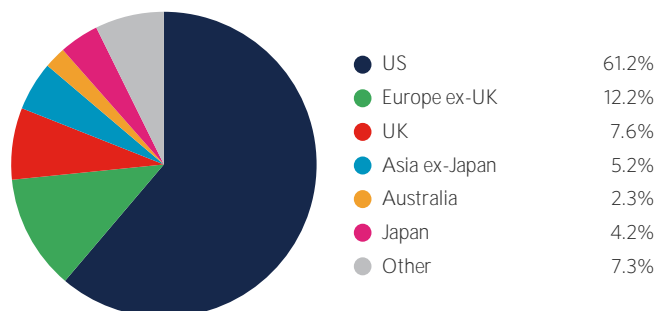
- » In November, US markets significantly outperformed the rest of the world, with the S&P 500 reaching a new record high and delivering its strongest monthly performance of 2024. European sovereign bonds also fared well as investors anticipated accelerated rate cuts from the ECB. However, there were some areas of weakness. French assets lagged due to concerns over the country's budget, while the Euro experienced its sharpest decline against the US dollar in 18 months, driven by speculation about potential new tariffs. Additionally, the dollar's strength, coupled with broader weakness in other regions, led to negative returns for nearly all non-USD denominated risk assets in USD terms during the month.
- » Against this backdrop, we left asset allocation and manager selection unchanged.

*Important Information - All data sourced from Momentum Global Investment Management, J.P. Morgan SE - Luxembourg Branch, Bloomberg Finance L.P. Allocations subject to change. *There can be no assurance that the Fund will achieve its investment objective. Please refer to the Prospectus for full details of the Fund, its charges, the investment objective and investment policy. **Performance figures comprise two components: i) figures reflect Class D share's returns for the first 5 years after Class D share's inception; ii) Class A share's returns are taken thereafter, to present. Please refer to the Fees and Expenses, Deferred Subscription Charge - Class D section of the Prospectus regarding the conversion to Class A following the five year anniversary of the original subscription into Class D. Past performance is not a guide to future performance.*

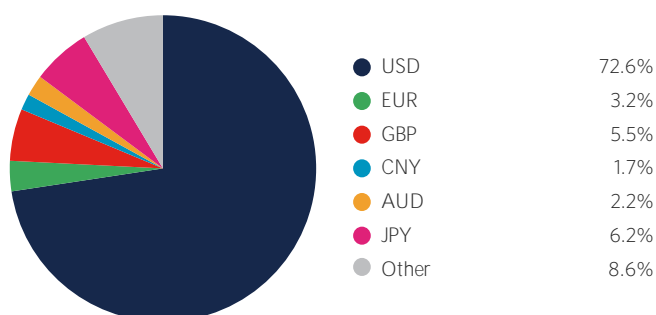
Portfolio holdings - top 20

Holding	
Robeco QI Global Sustainable Equity	10.6%
iShares Global Corporate Bond	8.2%
US Treasury Bonds	7.8%
Robeco Multi-Factor Global Equity	7.4%
Jennison Global Equity Opportunities	5.5%
Cash	4.2%
HSBC Global Emerging Market Government Bond Index	4.1%
Curate Global Emerging Markets Equity	4.1%
Morgan Stanley Global Sustain	3.0%
Morgan Stanley Global Brands	3.0%
iShares EUR Govt Bond Climate	2.8%
Maple-Brown Abbott Global Infrastructure	2.5%
iShares Developed Real Estate Index	2.5%
Lyrical US Value Equity	2.3%
TwentyFour Income	2.3%
US TIPS	2.0%
Sequoia Economic Infrastructure Income	1.7%
Curate Global Growth Equity	1.7%
Curate Global Value Equity	1.7%
Curate Global Quality Equity	1.6%

Geographic allocation



Currency allocation



Key information

Investment manager	Momentum Global Investment Management
Currency	USD
Inception date	03 November 2011
Structure	Part I Luxembourg 2010 Law (UCITS)
Minimum investment	USD 7,500
Investment horizon	5 years +

MGF AUM	USD 3,455.4 million
USD Balanced Fund AUM	USD 62.3 million
Subscriptions/redemptions	Daily
ISIN	LU0651986498
Price per share (NAV)	USD 1.4719

Deferred Subscription Charge - Class D only

The Fund is permitted to make a charge on the sale of Shares to an investor of 5 per cent of the amount subscribed. The amount of this charge is paid by the Fund at the time of the subscription and is deferred and amortised over a 5-year period. Shareholders of Share Class D see the cost of this charge reflected in a decreased Net Asset Value price of Share Class D.

Should an investor redeem before the 5-year period has elapsed, the Fund is permitted to deduct the remainder of the Deferred Subscription Charge from the redemption proceeds for the benefit of the relevant Fund. The remaining charge will be calculated on a first in, first out basis and pro-rata dependent upon the number of Shares redeemed.

Charges will be applied to the redemption proceeds as below:

» Within one year of initial subscription	5%
» Between 1 & 2 years of initial subscription	4%
» Between 2 & 3 years of initial subscription	3%
» Between 3 & 4 years of initial subscription	2%
» Between 4 & 5 years of initial subscription	1%
» After 5 years of initial subscription	No charge

At the end of the month following the five-year anniversary of the original subscription, once the initial charge is repaid in full to the Fund, any remaining shareholding will be automatically converted to Share Class A.

Please refer to the Deferred Subscription Charge section of the prospectus for further details.

Important Information - All data sourced from Momentum Global Investment Management, J.P. Morgan SE - Luxembourg Branch, Bloomberg Finance L.P. Allocations subject to change. The value of the underlying funds and the income generated from them can go down as well as up and is not guaranteed. Investors may not get back the original amount invested. The value of investments involving exposure to foreign currencies can be affected by currency exchange rate fluctuations. Past performance is not a guide to future performance. Performance is calculated on a total return basis, net of all fees. The Fund is not managed with reference to a benchmark, but its performance may be measured against one. Portfolio holdings include indirect holdings in Momentum GF Global Equity Fund.

This is a marketing communication. This document does not provide all the facts needed to make an informed investment decision. Prior to investing, investors should read the Key Information Document (KID) and seek professional investment advice where appropriate. KIDs and the Prospectus are available in English at momentum.co.uk.

Harmony Portfolios are sub-funds of the MGF SICAV, which is domiciled in Luxembourg and regulated by the Commission de Surveillance du Secteur Financier. The fund conforms to the requirements of the European UCITS Directive. Either Momentum Global Investment Management Limited (MGIM) or FundRock Management Company S.A., the management company, may terminate arrangements for marketing under the denotification process in the new Cross-border Distribution Directive (Directive EU) 2019/1160. This financial promotion is issued by MGIM, who is the Investment manager, Promoter and Distributor for the MGF SICAV. MGIM is registered in England and Wales No. 03733094. Registered Office: The Rex Building, 62 Queen Street, London EC4R 1EB. MGIM is authorised and regulated by the Financial Conduct Authority No. 232357.