

# Harmony Global Growth Fund (Class D USD)

30 January 2026

This is a marketing communication for professional advisors only

## Investment objective\*

The portfolio will be biased to investments in the United States, but could also hold investments outside this country.

The investment objective is to provide capital growth in US dollar terms but with a reduced level of volatility, via strategic exposures to a wide range of asset classes.

## Lead portfolio managers

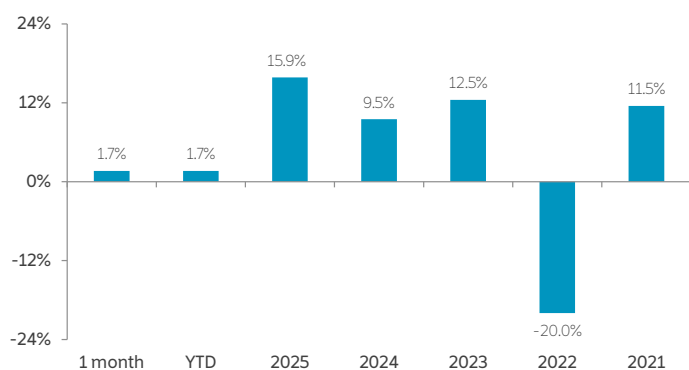


**Alex Harvey**  
Senior Portfolio Manager &  
Investment Strategist



**Lorenzo La Posta**  
Portfolio Manager

## Fund performance\*\*



## Cumulative returns (since inception, 18.10.2011)\*\*



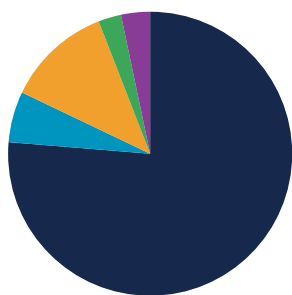
## Cumulative performance (%)\*\*

Performance	Mtd	Ytd	1 yr	3 yrs	5 yrs	Since inception
Cumulative	1.7	1.7	14.2	36.6	30.0	120.2
Annualised volatility						11.4

## Discrete annual performance (%)\*\*

Jan 25 - Jan 26	Jan 24 - Jan 25	Jan 23 - Jan 24	Jan 22 - Jan 23	Jan 21 - Jan 22
14.2	13.3	5.5	(9.8)	5.6

## Strategy allocation



<b>Equities</b>	<b>76.3%</b>	<b>Fixed income</b>	<b>12.0%</b>
North America equity	46.9%	Emerging market debt	3.6%
Europe ex-UK equity	9.3%	Government bonds	3.3%
Asia ex-Japan equity	8.8%	High yield credit	2.4%
Japan equity	4.6%	Asset backed securities	1.5%
United Kingdom equity	3.5%	Loans	0.8%
Other equity	2.2%	Investment grade credit	0.4%
Australasia equity	1.0%	<b>Commodities</b>	<b>2.6%</b>
<b>Specialist assets</b>	<b>5.8%</b>	Precious metals	2.6%
Infrastructure	2.3%	<b>Cash &amp; equivalents</b>	<b>3.3%</b>
Private equity	1.9%		
Property	1.2%		
Specialist financials	0.4%		

## Manager commentary

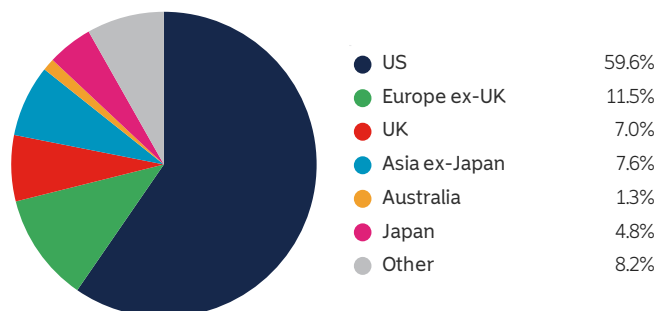
- » In early January, President Trump ordered US strikes in Venezuela that led to Nicolás Maduro's capture and a sudden break in Bolivarian rule—big headlines but limited market impact given Venezuela's small share of global oil output. Attention then shifted to escalating tensions in Iran amid reports of mass protest deaths, alongside domestic backlash after two Minneapolis protesters were killed by ICE patrols. The US also built up forces in the Persian Gulf and clashed diplomatically with Denmark over Greenland, though Trump later appeared to rule out military action at Davos. Markets largely "looked through" this geopolitical noise, focusing on strong US earnings, a steady Fed, and a rally broadening toward small caps (Russell 2000 up ~5% vs "Magnificent Seven" slightly down). Asia and emerging market equities rose, bonds were modest, and gold/silver surged on a "debasement" narrative signalling lingering, underpriced risk and some investor complacency.
- » Against this backdrop, we left manager selection and asset allocation unchanged.

Important Information - All data sourced from Momentum Global Investment Management, J.P. Morgan SE - Luxembourg Branch. Allocations subject to change. \*There can be no assurance that the Fund will achieve its investment objective. Please refer to the Prospectus for full details of the Fund, its charges, the investment objective and investment policy. \*\*Performance figures comprise two components: i) figures reflect Class D share's returns for the first 5 years after Class D share's inception; ii) Class A share's returns are taken thereafter, to present. Please refer to the Fees and Expenses, Deferred Subscription Charge - Class D section of the Prospectus regarding the conversion to Class A following the five year anniversary of the original subscription into Class D. Past performance is not a guide to future performance. Performance is calculated on a total return basis, net of all fees in USD.

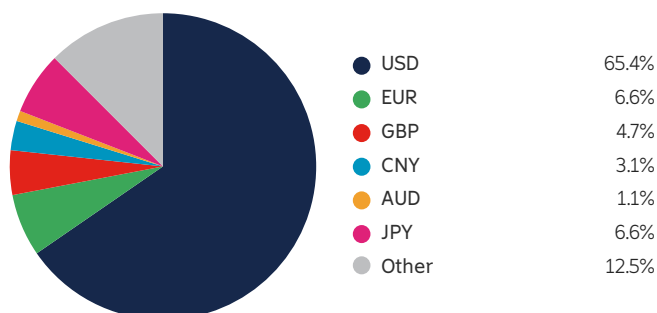
## Portfolio holdings - top 20

Holding	
Robeco QI Global Sustainable Equity	16.6%
Lyrical Global Value Equity Strategy	10.7%
Jennison Global Equity Opportunities	10.4%
Evenlode Global Equity	9.9%
Robeco Multi-Factor Global Equity	7.7%
Aikya Global Emerging Markets	4.0%
Cash	3.3%
MSCI World Minimum Volatility Index Futures	2.9%
Robeco QI Emerging Markets Enhanced Index Equities	2.7%
WisdomTree Core Physical Gold ETC	2.6%
Global Evolution Emerging Markets Blended High Conviction	2.6%
iShares EUR Govt Bond Climate	2.0%
iShares Core S&P 500 ETF	1.9%
Hereford Bin Yuan Greater China	1.9%
Candriam Global High Yield	1.9%
Momentum Real Assets Growth & Income	1.6%
TwentyFour Income	1.5%
US Treasury Bonds	1.3%
iShares Core MSCI Europe GBP ETF	1.1%
Morant Wright Fuji Yield	1.1%

## Geographic allocation



## Currency allocation



## Key information

Investment manager	Momentum Global Investment Management
Currency	USD
Inception date	18 October 2011
Structure	Part I Luxembourg 2010 Law (UCITS)
Minimum investment	USD 7,500
Investment horizon	6 years +

MGF SICAV AUM	USD 4,009.0 million
Fund AUM	USD 233.4 million
Subscriptions/redemptions	Daily
ISIN	LU0651986811
Price per share (NAV)	USD 2.0367

## Deferred Subscription Charge - Class D only

The Fund is permitted to make a charge on the sale of Shares to an investor of 5 per cent of the amount subscribed. The amount of this charge is paid by the Fund at the time of the subscription and is deferred and amortised over a 5-year period. Shareholders of Share Class D see the cost of this charge reflected in a decreased Net Asset Value price of Share Class D.

Should an investor redeem before the 5-year period has elapsed, the Fund is permitted to deduct the remainder of the Deferred Subscription Charge from the redemption proceeds for the benefit of the relevant Fund. The remaining charge will be calculated on a first in, first out basis and pro-rata dependent upon the number of Shares redeemed.

Charges will be applied to the redemption proceeds as below:

» Within one year of initial subscription	5%
» Between 1 & 2 years of initial subscription	4%
» Between 2 & 3 years of initial subscription	3%
» Between 3 & 4 years of initial subscription	2%
» Between 4 & 5 years of initial subscription	1%
» After 5 years of initial subscription	No charge

At the end of the month following the five-year anniversary of the original subscription, once the initial charge is repaid in full to the Fund, any remaining shareholding will be automatically converted to Share Class A.

Please refer to the Deferred Subscription Charge section of the prospectus for further details.

**Important Information** - All data sourced from Momentum Global Investment Management, J.P. Morgan SE - Luxembourg Branch. Allocations subject to change. The value of the underlying funds and the income generated from them can go down as well as up and is not guaranteed. Investors may not get back the original amount invested. The value of investments involving exposure to foreign currencies can be affected by currency exchange rate fluctuations. Past performance is not a guide to future performance. Performance is calculated on a total return basis, net of all fees in USD. The Fund is not managed with reference to a benchmark, but its performance may be measured against one. Portfolio holdings include indirect holdings in Momentum GF Global Equity Fund.

This is a marketing communication. This document does not provide all the facts needed to make an informed investment decision. Prior to investing, investors should read the Key Information Document (KID) and seek professional investment advice where appropriate. KIDs and the Prospectus are available in English at [momentum.co.uk](http://momentum.co.uk).

Harmony Portfolios are sub-funds of the MGF SICAV, which is domiciled in Luxembourg and regulated by the Commission de Surveillance du Secteur Financier. The fund conforms to the requirements of the European UCITS Directive. Either Momentum Global Investment Management Limited (MGIM) or FundRock Management Company S.A., the management company, may terminate arrangements for marketing under the denotification process in the new Cross-border Distribution Directive (Directive EU) 2019/1160. This financial promotion is issued by MGIM, who is the Investment manager, Promoter and Distributor for the MGF SICAV. MGIM is registered in England and Wales No. 03733094. Registered Office: 3 More London Riverside, London SE1 2AQ. MGIM is authorised and regulated by the Financial Conduct Authority No. 232357.