

Harmony Global Growth Fund (Class A-C USD)

31 July 2025

This is a marketing communication for professional advisors only

Investment objective*

The portfolio will be biased to investments in the United States, but could also hold investments outside this country.

The investment objective is to provide capital growth in US dollar terms but with a reduced level of volatility, via strategic exposures to a wide range of asset classes.

Lead portfolio managers

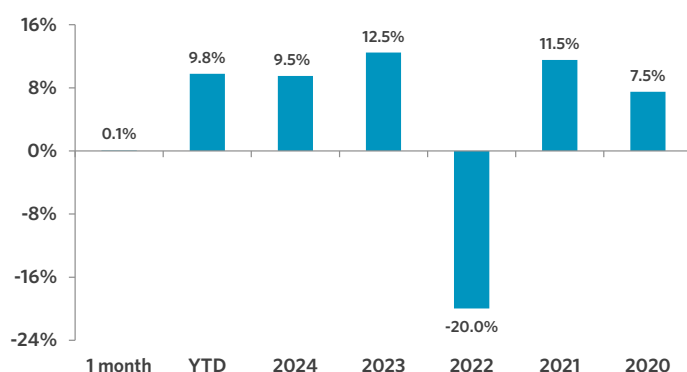


Alex Harvey
Senior Portfolio Manager
& Investment Strategist

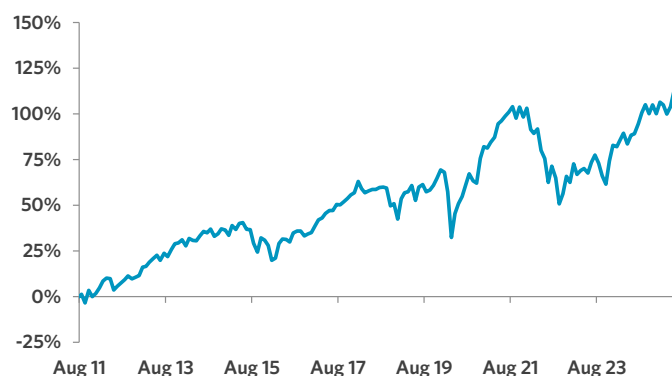


Lorenzo La Posta
Portfolio Manager

Fund performance (Class A USD)



Cumulative returns (Class A USD - since inception, 12.08.2011)



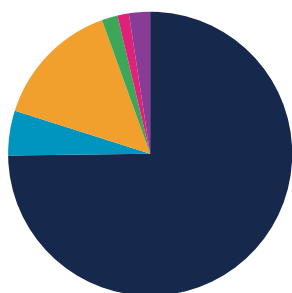
Cumulative performance (%) (Class A USD)

Performance	Mtd	Ytd	1 yr	3 yrs	5 yrs	Since inception
Cumulative	0.1	9.8	12.9	28.2	36.1	119.7
Annualised volatility						11.7

Discrete annual performance (%) (Class A USD)

Jul 24 - 25	Jul 23 - 24	Jul 22 - 23	Jul 21 - 22	Jul 20 - 21
12.9	9.7	3.5	(14.7)	24.4

Strategy allocation



Equities	74.8%	Fixed income	14.6%
North America equity	44.1%	Emerging market debt	3.4%
Europe ex-UK equity	9.2%	High yield credit	3.0%
Asia ex-Japan equity	6.8%	Government bonds	2.8%
Japan equity	5.3%	Convertible bonds	1.8%
United Kingdom equity	5.1%	Asset backed securities	1.5%
Other equity	2.8%	Inflation-linked bonds	0.9%
Australasia equity	1.5%	Loans	0.8%
Specialist assets	5.1%	Investment grade credit	0.4%
Infrastructure	2.2%	Commodities	1.8%
Private equity	1.6%	Alternatives	1.3%
Property	1.1%	Cash & equivalents	2.4%
Specialist financials	0.2%		

Manager commentary

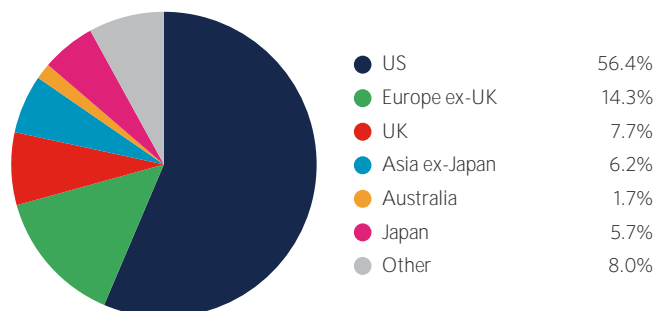
» In July 2025, markets remained resilient despite uncertainty surrounding Donald Trump's 1st August tariff deadline, buoyed by optimism that key trade deals would be finalised—which they were, heavily favouring the US. Japan and the EU agreed to 15% tariffs and pledged massive US investments, exposing political weaknesses in both regions. The UK's earlier 10% tariff deal now appears relatively favourable. US economic data was strong, with falling jobless claims, rising consumer confidence, and Q2 GDP growth of 3.0% driven by a sharp drop in imports. Markets were further supported by robust corporate earnings, especially in AI-related sectors, and expectations of future US rate cuts due to a likely dovish Fed leadership in 2026. Equities rallied, led by US mega cap tech, while the dollar surged, dampening returns in other currencies. The UK faced stagflationary pressures, with rising inflation and unemployment. Although some tariff issues remain unresolved, notably with China, the resolution of many deals and the passage of the 'One Big Beautiful Bill' reduced policy uncertainty, boosting risk assets. However, with valuations stretched, especially in AI stocks, a cautious short-term outlook is advised, though the medium-term view remains constructive.

» Against this backdrop, there were no manager or asset allocation changes in the portfolio.

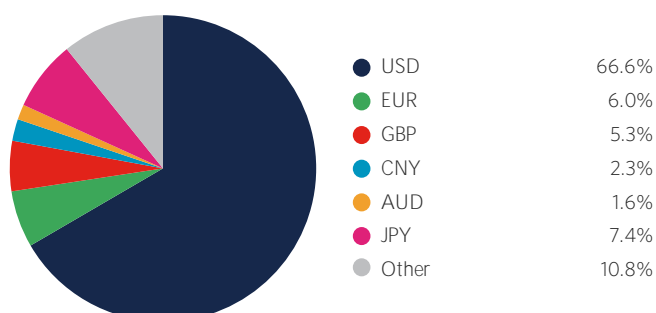
Portfolio holdings - top 20

Holding	
Robeco QI Global Sustainable Equity	15.7%
Lyrical Global Value Equity Strategy	11.2%
Jennison Global Equity Opportunities	10.8%
Evenlode Global Equity	10.6%
Robeco Multi-Factor Global Equity	7.6%
Robeco QI Emerging Markets Enhanced Index Equities	3.7%
HSBC Global Emerging Market Government Bond Index	3.4%
Cash	2.4%
iShares FTSE 100	2.1%
Candriam Global High Yield	2.0%
iShares EUR Govt Bond Climate	1.9%
iShares Core S&P 500 ETF	1.9%
Redwheel Global Convertibles	1.8%
WisdomTree Core Physical Gold ETC	1.8%
Hereford Bin Yuan Greater China	1.6%
TwentyFour Income	1.5%
Morant Wright Fuji Yield	1.4%
Neuberger Berman Uncorrelated Strategies	1.3%
Momentum Real Assets Growth & Income	1.1%
iShares Core MSCI Europe GBP ETF	1.1%

Geographic allocation



Currency allocation



Key information

Investment manager	Momentum Global Investment Management
Currency	USD
Inception date	12 August 2011
Structure	Part I Luxembourg 2010 Law (UCITS)
Minimum investment	USD 7,500
Investment horizon	6 years +
MGF SICAV AUM	USD 3,654.8 million
Fund AUM	USD 210.2 million

Subscriptions/redemptions	Daily
ISIN A Class	LU0651986571
ISIN B Class	LU0651986654
ISIN C Class	LU0651986738
Price per share (NAV) A Class	USD 1.9748
Price per share (NAV) B Class	USD 1.8769
Price per share (NAV) C Class	USD 2.1830

Important Information - All data sourced from Momentum Global Investment Management, J.P. Morgan SE - Luxembourg Branch. Allocations subject to change. The value of the underlying funds and the income generated from them can go down as well as up and is not guaranteed. Investors may not get back the original amount invested. The value of investments involving exposure to foreign currencies can be affected by currency exchange rate fluctuations. Past performance is not a guide to future performance. Performance is calculated on a total return basis, net of all fees in USD. The Fund is not managed with reference to a benchmark, but its performance may be measured against one. Portfolio holdings include indirect holdings in Momentum GF Global Equity Fund.

This is a marketing communication. This document does not provide all the facts needed to make an informed investment decision. Prior to investing, investors should read the Key Information Document (KID) and seek professional investment advice where appropriate. KIDs and the Prospectus are available in English at momentum.co.uk.

Harmony Portfolios are sub-funds of the MGF SICAV, which is domiciled in Luxembourg and regulated by the Commission de Surveillance du Secteur Financier. The fund conforms to the requirements of the European UCITS Directive. Either Momentum Global Investment Management Limited (MGIM) or FundRock Management Company S.A., the management company, may terminate arrangements for marketing under the denotification process in the new Cross-border Distribution Directive (Directive EU) 2019/1160. This financial promotion is issued by MGIM, who is the Investment manager, Promoter and Distributer for the MGF SICAV. MGIM is registered in England and Wales No. 03733094. Registered Office: The Rex Building, 62 Queen Street, London EC4R 1EB. MGIM is authorised and regulated by the Financial Conduct Authority No. 232357.