

Harmony Global Growth Fund (Class A-C USD)

29 May 2026

This is a marketing communication for professional advisors only

Investment objective*

The portfolio will be biased to investments in the United States, but could also hold investments outside this country.

The investment objective is to provide capital growth in US dollar terms but with a reduced level of volatility, via strategic exposures to a wide range of asset classes.

Lead portfolio managers

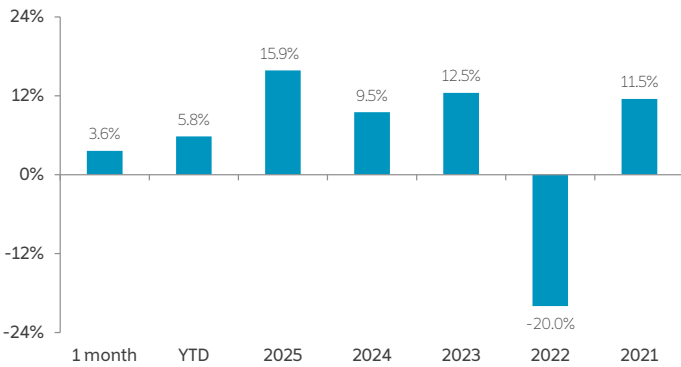


Alex Harvey
Senior Portfolio Manager & Investment Strategist

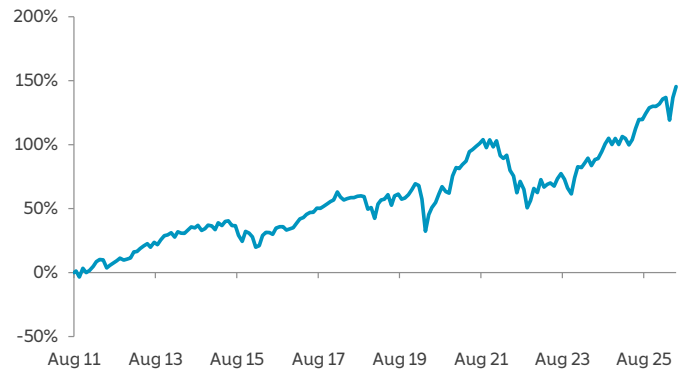


Lorenzo La Posta
Portfolio Manager

Fund performance (Class A USD)



Cumulative returns (Class A USD - since inception, 12.08.2011)



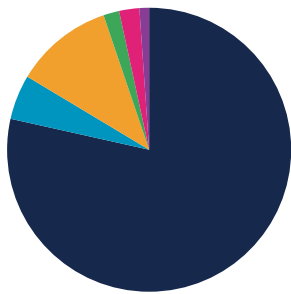
Cumulative performance (%) (Class A USD)

Performance	Mtd	Ytd	1 yr	3 yrs	5 yrs	Since inception
Cumulative	3.6	5.8	15.4	46.5	25.1	145.4
Annualised volatility						11.8

Discrete annual performance (%) (Class A USD)

May 25 - May 26	May 24 - May 25	May 23 - May 24	May 22 - May 23	May 21 - May 22
15.4	12.9	12.4	(4.6)	(10.5)

Strategy allocation



Equities	78.5%	Fixed income	11.2%
North America equity	45.5%	Emerging market debt	3.5%
Europe ex-UK equity	8.9%	Government bonds	3.2%
Asia ex-Japan equity	8.6%	High yield credit	2.5%
United Kingdom equity	6.0%	Asset backed securities	1.5%
Japan equity	5.5%	Loans	0.5%
Other equity	3.2%	Commodities	1.8%
Australasia equity	0.8%	Precious metals	1.8%
Specialist assets	5.1%	Alternatives	2.3%
Private equity	2.1%	Cash & equivalents	1.1%
Property	1.2%		
Infrastructure	1.2%		
Specialist financials	0.6%		

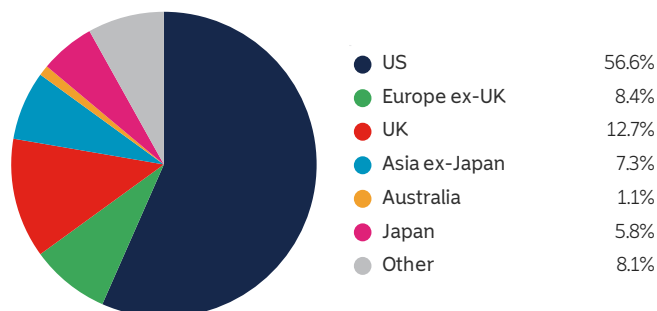
Manager commentary

- » Global financial markets advanced dynamically in May 2026, building on April's powerful rebound. A dual narrative shaped the month: persistent artificial intelligence (AI) infrastructure demand drove tech-heavy equity benchmarks to new all-time highs, while sovereign bonds and commodities experienced intense mid-month volatility tied to shifting geopolitical risks in the Middle East. As optimism grew late in the month regarding a potential US-Iran agreement to reopen the closed Strait of Hormuz, crude oil prices sharply retraced from their highs, allowing fixed-income yields to pull back into month-end.
- » Against this backdrop, we made no manager selection or asset allocation changes to the portfolio.

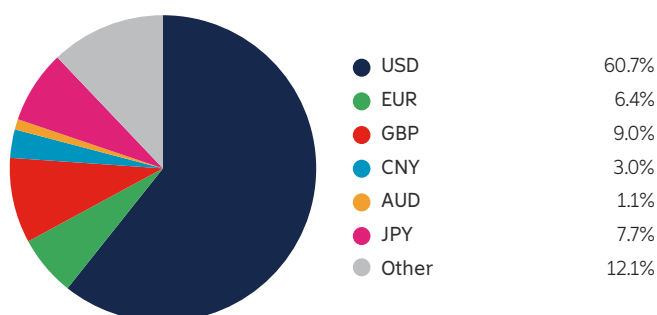
Portfolio holdings - top 20

Holding	
Robeco QI Global Sustainable Equity	17.1%
Lyrical Global Value Equity Strategy	11.4%
Jennison Global Equity Opportunities	8.5%
Evenlode Global Equity	8.4%
Robeco Multi-Factor Global Equity	7.3%
Aikya Global Emerging Markets	3.9%
MSCI World Minimum Volatility Index Futures	3.0%
Momentum Real Assets Growth & Income	2.7%
MSCI World Momentum Index Futures	2.6%
Robeco QI Emerging Markets Enhanced Index Equities	2.6%
Global Evolution Emerging Markets Blended High Conviction	2.4%
Finsbury Growth & Income Trust	2.3%
Assenagon Alpha Volatility	2.3%
iShares Core S&P 500 ETF	2.2%
Candriam Global High Yield	2.0%
WisdomTree Core Physical Gold ETC	1.8%
Hereford Bin Yuan Greater China	1.6%
iShares EUR Govt Bond Climate	1.5%
TwentyFour Income	1.5%
US Treasury Bonds	1.4%

Geographic allocation



Currency allocation



Key information

Investment manager	Momentum Global Investment Management
Currency	USD
Inception date	12 August 2011
Structure	Part I Luxembourg 2010 Law (UCITS)
Minimum investment	USD 7,500
Investment horizon	6 years +
MGF SICAV AUM	USD 4,248.8 million
Fund AUM	USD 224.4 million

Subscriptions/redemptions	Daily
ISIN A Class	LU0651986571
ISIN B Class	LU0651986654
ISIN C Class	LU0651986738
Price per share (NAV) A Class	USD 2.2057
Price per share (NAV) B Class	USD 2.0930
Price per share (NAV) C Class	USD 2.4281

Important Information - All data sourced from Momentum Global Investment Management, J.P. Morgan SE - Luxembourg Branch. Allocations subject to change. The value of the underlying funds and the income generated from them can go down as well as up and is not guaranteed. Investors may not get back the original amount invested. The value of investments involving exposure to foreign currencies can be affected by currency exchange rate fluctuations. Past performance is not a guide to future performance. Performance is calculated on a total return basis, net of all fees in USD. The Fund is not managed with reference to a benchmark, but its performance may be measured against one. Portfolio holdings include indirect holdings in Momentum GF Global Equity Fund.

This is a marketing communication. This document does not provide all the facts needed to make an informed investment decision. Prior to investing, investors should read the Key Information Document (KID) and seek professional investment advice where appropriate. KIDs and the Prospectus are available in English at momentum.co.uk.

Harmony Portfolios are sub-funds of the MGF SICAV, which is domiciled in Luxembourg and regulated by the Commission de Surveillance du Secteur Financier. The fund conforms to the requirements of the European UCITS Directive. Either Momentum Global Investment Management Limited (MGIM) or FundRock Management Company S.A., the management company, may terminate arrangements for marketing under the denotification process in the new Cross-border Distribution Directive (Directive EU) 2019/1160. This financial promotion is issued by MGIM, who is the investment manager, Promoter and Distributer for the MGF SICAV. MGIM is registered in England and Wales No. 03733094. Registered Office: 3 More London Riverside, London SE1 2AQ. MGIM is authorised and regulated by the Financial Conduct Authority No. 232357.