

# Harmony Global Growth Fund (Class A-C USD)

28 November 2025

This is a marketing communication for professional advisors only

## Investment objective\*

The portfolio will be biased to investments in the United States, but could also hold investments outside this country.

The investment objective is to provide capital growth in US dollar terms but with a reduced level of volatility, via strategic exposures to a wide range of asset classes.

## Lead portfolio managers

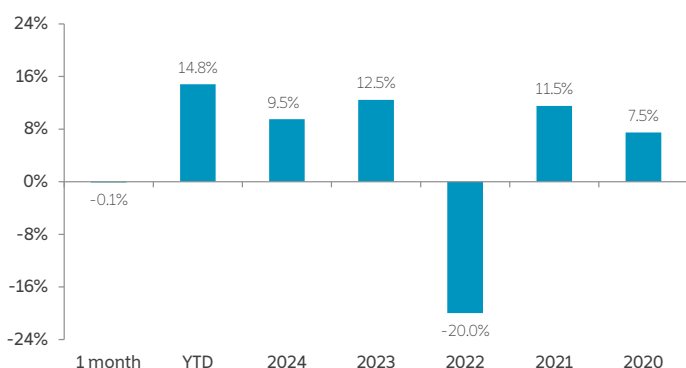


**Alex Harvey**  
Senior Portfolio Manager &  
Investment Strategist



**Lorenzo La Posta**  
Portfolio Manager

## Fund performance (Class A USD)



## Cumulative returns (Class A USD - since inception, 12.08.2011)



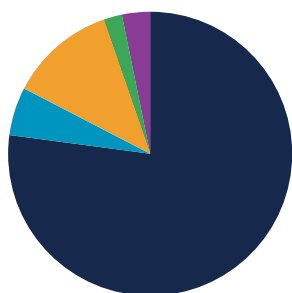
## Cumulative performance (%) (Class A USD)

Performance	Mtd	Ytd	1 yr	3 yrs	5 yrs	Since inception
Cumulative	(0.1)	14.8	12.2	38.7	30.9	129.8
Annualised volatility						11.6

## Discrete annual performance (%) (Class A USD)

Nov 24 - Nov 25	Nov 23 - Nov 24	Nov 22 - Nov 23	Nov 21 - Nov 22	Nov 20 - Nov 21
12.2	17.6	5.1	(16.4)	12.9

## Strategy allocation



<b>Equities</b>	<b>77.1%</b>	<b>Fixed income</b>	<b>12.1%</b>
North America equity	48.0%	Emerging market debt	3.6%
Europe ex-UK equity	9.5%	Government bonds	3.3%
Asia ex-Japan equity	8.3%	High yield credit	2.5%
Japan equity	4.6%	Asset backed securities	1.5%
United Kingdom equity	3.5%	Loans	0.8%
Other equity	2.1%	Investment grade credit	0.4%
Australasia equity	1.1%	<b>Commodities</b>	<b>2.1%</b>
<b>Specialist assets</b>	<b>5.5%</b>	Precious metals	2.1%
Infrastructure	2.3%	<b>Cash &amp; equivalents</b>	<b>3.2%</b>
Private equity	1.8%		
Property	1.1%		
Specialist financials	0.3%		

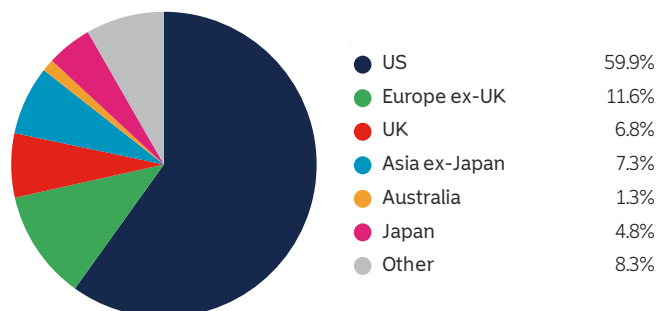
## Manager commentary

- » In November, we broadly maintained the portfolio's overall risk allocation, but reallocated away from the riskier segments (at valuation and economic risk) into more resilient exposures, which we view as appropriate at this late stage of the cycle. So, favouring high-quality, defensive active equity managers over the rest, we added the MSCI World Minimum Volatility futures and increased allocation to Aikya Global Emerging Markets, taking from passive equity investments that are heavily concentrated and trading at elevated valuations.
- » We have also reduced allocation to convertible bonds, highly correlated to equities, in particular to growth stocks. Convertibles were introduced tactically a year ago as a targeted way to add US and technology exposure, where we were otherwise underweight. Their convex profile allowed us to participate in further US/tech upside with reduced downside and they have delivered what we bought them for: cushioning the April drawdown while capturing almost all of the subsequent upside. However, given their recent near-delta-one participation in market gains, the likelihood of similarly high-beta participation in any future drawdowns has increased, which argues for a more cautious stance.

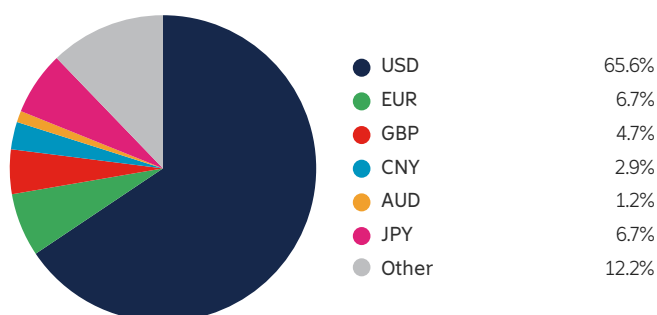
## Portfolio holdings - top 20

Holding	
Robeco QI Global Sustainable Equity	16.5%
Lyrical Global Value Equity Strategy	11.1%
Jennison Global Equity Opportunities	10.9%
Evenlode Global Equity	10.3%
Robeco Multi-Factor Global Equity	7.7%
Aikya Global Emerging Markets	4.0%
Cash	3.2%
MSCI World MV Index Futures	3.0%
HSBC Global Emerging Market Government Bond Index	2.6%
Robeco QI Emerging Markets Enhanced Index Equities	2.4%
WisdomTree Core Physical Gold ETC	2.1%
iShares Core S&P 500 ETF	2.0%
iShares EUR Govt Bond Climate	2.0%
Candriam Global High Yield	2.0%
Hereford Bin Yuan Greater China	1.7%
TwentyFour Income	1.5%
Momentum Real Assets Growth & Income	1.4%
US Treasury Bonds	1.3%
Evenlode Global Opportunities	1.1%
iShares Core MSCI Europe GBP ETF	1.1%

## Geographic allocation



## Currency allocation



## Key information

Investment manager	Momentum Global Investment Management
Currency	USD
Inception date	12 August 2011
Structure	Part I Luxembourg 2010 Law (UCITS)
Minimum investment	USD 7,500
Investment horizon	6 years +
MGF SICAV AUM	USD 3,918.2 million
Fund AUM	USD 226.2 million

Subscriptions/redemptions	Daily
ISIN A Class	LU0651986571
ISIN B Class	LU0651986654
ISIN C Class	LU0651986738
Price per share (NAV) A Class	USD 2.0658
Price per share (NAV) B Class	USD 1.9621
Price per share (NAV) C Class	USD 2.2798

Important Information - All data sourced from Momentum Global Investment Management, J.P. Morgan SE - Luxembourg Branch. Allocations subject to change. The value of the underlying funds and the income generated from them can go down as well as up and is not guaranteed. Investors may not get back the original amount invested. The value of investments involving exposure to foreign currencies can be affected by currency exchange rate fluctuations. Past performance is not a guide to future performance. Performance is calculated on a total return basis, net of all fees in USD. The Fund is not managed with reference to a benchmark, but its performance may be measured against one. Portfolio holdings include indirect holdings in Momentum GF Global Equity Fund.

This is a marketing communication. This document does not provide all the facts needed to make an informed investment decision. Prior to investing, investors should read the Key Information Document (KID) and seek professional investment advice where appropriate. KIDs and the Prospectus are available in English at [momentum.co.uk](http://momentum.co.uk).

Harmony Portfolios are sub-funds of the MGF SICAV, which is domiciled in Luxembourg and regulated by the Commission de Surveillance du Secteur Financier. The fund conforms to the requirements of the European UCITS Directive. Either Momentum Global Investment Management Limited (MGIM) or FundRock Management Company S.A., the management company, may terminate arrangements for marketing under the denotification process in the new Cross-border Distribution Directive (Directive EU) 2019/1160. This financial promotion is issued by MGIM, who is the investment manager, Promoter and Distributor for the MGF SICAV. MGIM is registered in England and Wales No. 03733094. Registered Office: 3 More London Riverside, London SE1 2AQ. MGIM is authorised and regulated by the Financial Conduct Authority No. 232357.