

Harmony Global Growth Fund (Class E)

31 October 2024

This is a marketing communication for professional advisors only

Investment objective*

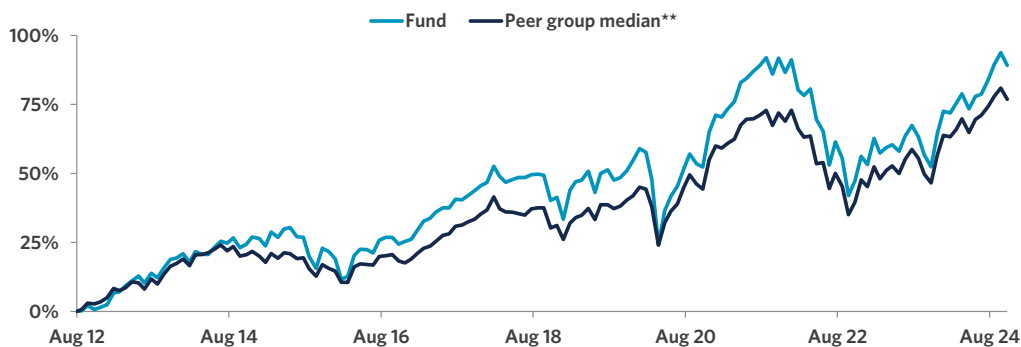
The portfolio will be biased to investments in the United States, but could also hold investments outside this country.

The investment objective is to provide capital growth in US dollar terms but with a reduced level of volatility, via strategic exposures to a wide range of asset classes.

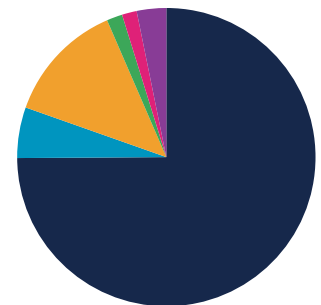
Manager commentary

- » In October, the most significant shift was a big rise in bond yields, reversing much of the move in Q3, which meant that bonds had a poor month, in turn weighing on valuations across most asset classes (with the notable exception of gold). Against this backdrop, trading activity was significant in October.
- » We added the Candriam Global High Yield fund, a strategy focused on the higher quality, less cyclical and more sustainable parts of the high yield fixed income universe which, coupled with falling inflation, easier monetary policy and a supportive macroeconomic environment, should deliver strong risk-adjusted returns.
- » Early in the month, we reduced the portfolio's duration by taking profits on some of the US Treasury allocation, which proved timely as bonds kept falling over the subsequent weeks.
- » We exited the First Sentier Japan Focus fund, as the fund is closing and the investment team leaving, and reinvested the proceeds in the Amundi Japan ETF, to keep unchanged our exposure to a market we are tactically positive on.
- » Finally, we took profits on some of our China allocation. After an incredible rally in late September and a consolidation in early October, we thought it prudent to monetize some and reinvest in other areas that had instead been left behind. We remain overweight China though, conscious that the stimulus and the commitment to the stock market we have seen from the Party and the central bank will provide long-term tailwind to the market.

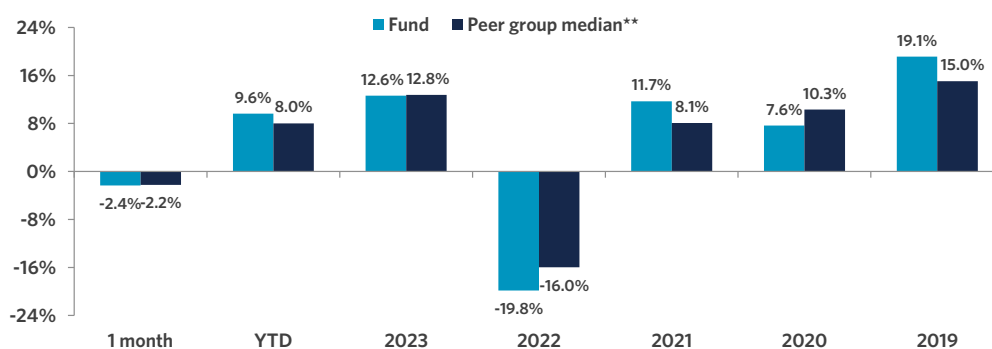
Cumulative returns (since inception, 06.08.2012)



Strategy allocation



Fund performance



Cumulative performance (%)

Mtd	Ytd	1 yr	3 yrs	5 yrs	Since inception
(2.4)	9.6	24.1	(1.3)	25.3	89.2

Discrete annual performance (%)

Oct 23 - 24	Oct 22 - 23	Oct 21 - 22	Oct 20 - 21	Oct 19 - 20	Annualised volatility
24.1	3.5	(23.2)	25.9	0.9	11.9

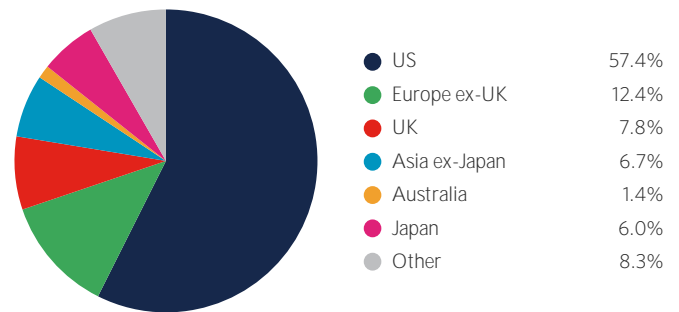
Equities	74.9%
North America equity	45.4%
Europe ex-UK equity	8.7%
Asia ex-Japan equity	7.7%
Japan equity	5.6%
United Kingdom equity	5.4%
Australasia equity	1.2%
Other equity	0.9%
Specialist assets	5.5%
Infrastructure	2.6%
Private equity	1.5%
Property	1.2%
Specialist financials	0.2%
Fixed income	13.1%
Emerging market debt	4.0%
Investment grade credit	3.0%
High yield credit	2.1%
Government bonds	2.0%
Asset backed securities	1.1%
Loans	0.9%
Commodities	1.7%
Alternatives	1.6%
Cash & equivalents	3.2%

Important Information - All data sourced from Momentum Global Investment Management, J.P. Morgan SE - Luxembourg Branch, Bloomberg Finance L.P. Allocations subject to change. *There can be no assurance that the Fund will achieve its investment objective. Please refer to the Prospectus for full details of the Fund, its charges, the investment objective and investment policy. **The Peer group median return is a composite of (i) global peers and (ii) local peers, in the ratio 1:2. This weighting methodology is consistent with the "normal" asset allocation of the Fund, with a two-thirds bias towards "home" country assets and currencies. Past performance is not a guide to future performance.

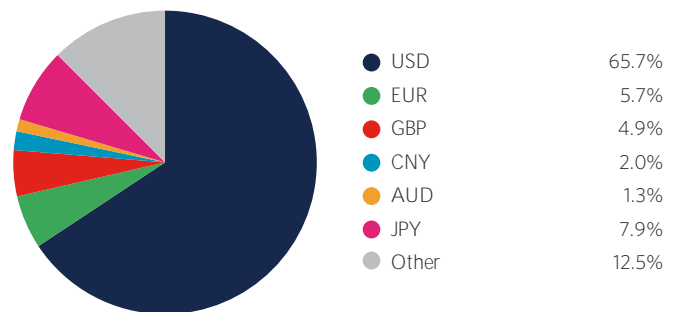
Portfolio holdings

Equities	74.9%
Robeco QI Global Sustainable Equity	17.8%
Jennison Global Equity Opportunities	10.2%
Morgan Stanley Global Sustain	9.1%
Robeco Multi-Factor Global Equity	8.6%
Curate Global Emerging Markets Equity	4.3%
Lyrical Global Value Equity Strategy	4.1%
Lyrical US Value Equity	2.8%
Curate Global Growth Equity	1.9%
iShares FTSE 100	1.9%
Hereford Bin Yuan Greater China	1.9%
Curate Global Quality Equity	1.8%
Curate Global Value Equity	1.8%
Aikya Global Emerging Markets	1.3%
Morant Wright Fuji Yield	1.2%
Hotchkis & Wiley Global Value	1.0%
Amundi MSCI Japan ETF	1.0%
iShares Core MSCI Europe GBP ETF	0.9%
Artisan Global Value	0.9%
Paradice Global SMID Cap	0.8%
Granahan US Focused Growth	0.5%
Rainier International SMID Cap Growth	0.5%
Contrarius Global Equity	0.5%
Robeco QI US Conservative Equities	0.1%
Specialist assets	5.5%
iShares Developed Real Estate Index	1.0%
Maple-Brown Abbott Global Infrastructure	1.0%
Momentum Real Assets Growth & Income	0.8%
International Public Partnerships	0.7%
Cordiant Digital Infrastructure	0.5%
Chrysalis Investments	0.3%
Schroder Capital Global Innovation Trust	0.2%
Molten Ventures	0.2%
Syncona	0.2%
Partners Group Private Equity	0.2%
Digital 9 Infrastructure	0.2%
Oakley Capital Investments	0.2%
Fixed Income	13.1%
HSBC Global Emerging Market Government Bond Index	4.0%
iShares Global Corporate Bond	3.0%
Jupiter Financial Contingent Capital	1.1%
TwentyFour Income	1.1%
Candriam Global High Yield	1.0%
US Treasury Bonds	1.0%
iShares EUR Govt Bond Climate	1.0%
Sequoia Economic Infrastructure Income	0.9%
Commodities	1.7%
WisdomTree Core Physical Gold ETC	1.7%
Alternatives	1.6%
Neuberger Berman Uncorrelated Strategies	1.6%
Cash & equivalents	3.2%
Cash	3.2%

Geographic allocation



Currency allocation



Key information

Investment manager	Momentum Global Investment Management
Currency	USD
Inception date	08 August 2012
Minimum investment	USD 250,000
Investment horizon	6 years +
Subscriptions/redemptions	Daily
ISIN	LU0795381598
Peer group source	Bloomberg Finance L.P.
Price per share (NAV)	USD 1.8916

Important Information - All data sourced from Momentum Global Investment Management, J.P. Morgan SE - Luxembourg Branch, Bloomberg Finance L.P. Allocations subject to change. The value of the underlying funds and the income generated from them can go down as well as up and is not guaranteed. Investors may not get back the original amount invested. The value of investments involving exposure to foreign currencies can be affected by currency exchange rate fluctuations. Past performance is not a guide to future performance. Performance is calculated on a total return basis, net of all fees. The Fund is not managed with reference to a benchmark, but its performance may be measured against one. The Peer group median return is a composite of (i) global peers and (ii) local peers, in the ratio 1:2. This weighting methodology is consistent with the "normal" asset allocation of the Fund, with a two-thirds bias towards "home" country assets and currencies. Portfolio holdings include indirect holdings in Momentum GF Global Equity Fund.

This is a marketing communication. This document does not provide all the facts needed to make an informed investment decision. Prior to investing, investors should read the Key information Document (KID) and seek professional investment advice where appropriate. KIDs and the Prospectus are available in English at momentum.co.uk.

Harmony Portfolios are sub-funds of the MGF SICAV, which is domiciled in Luxembourg and regulated by the Commission de Surveillance du Secteur Financier. The fund conforms to the requirements of the European UCITS Directive. Either Momentum Global Investment Management Limited (MGIM) or FundRock Management Company S.A., the management company, may terminate arrangements for marketing under the denotification process in the new Cross-border Distribution Directive (Directive EU) 2019/1160. This financial promotion is issued by MGIM, who is the Investment manager, Promoter and Distributer for the MGF SICAV. MGIM is registered in England and Wales No. 03733094. Registered Office: The Rex Building, 62 Queen Street, London EC4R 1EB. MGIM is authorised and regulated by the Financial Conduct Authority No. 232357.