

Harmony Sterling Balanced Fund (Class J)

31 July 2025

This is a marketing communication for professional advisors only

Investment objective*

The portfolio will be biased to investments in the United Kingdom, but could also hold investments outside this country.

The portfolio aims to provide a balance between capital preservation and capital growth in sterling with a reduced level of volatility, via strategic exposures to a wide range of asset classes.

Lead portfolio managers

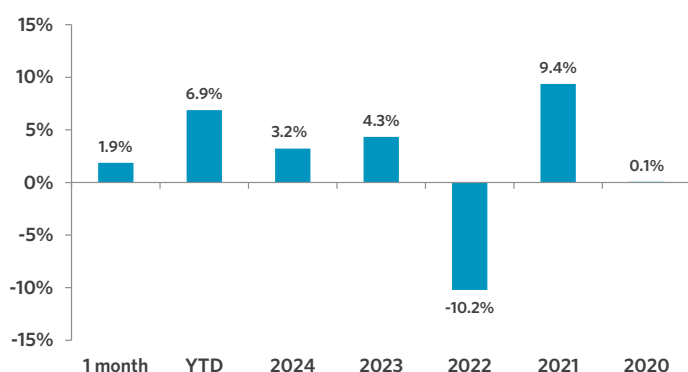


Alex Harvey
Senior Portfolio Manager
& Investment Strategist



Lorenzo La Posta
Portfolio Manager

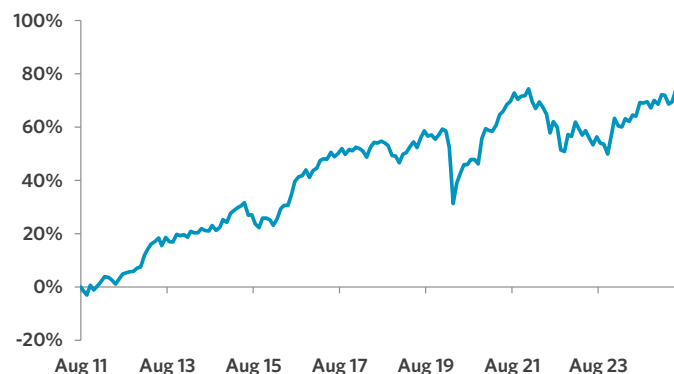
Fund performance**



Cumulative performance (%)**

Performance	Mtd	Ytd	1 yr	3 yrs	5 yrs	Since inception
Cumulative	1.9	6.9	6.4	11.2	23.4	80.1
Annualised volatility						7.4

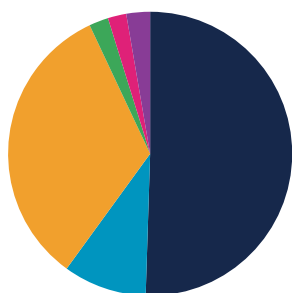
Cumulative returns (since Fund inception, 12.08.2011) **



Discrete annual performance (%)**

Jul 24 - 25	Jul 23 - 24	Jul 22 - 23	Jul 21 - 22	Jul 20 - 21
6.4	8.3	(3.5)	(4.5)	16.3

Strategy allocation



Equities	50.5%	Fixed Income	33.0%
United Kingdom equity	41.0%	Government bonds	9.9%
Asia ex-Japan equity	3.7%	Inflation-linked bonds	5.8%
Europe ex-UK equity	1.5%	Investment grade credit	5.5%
Japan equity	1.3%	Emerging market debt	4.3%
North America equity	1.2%	High yield credit	3.1%
Other equity	1.1%	Convertible bonds	1.9%
Australasia equity	0.7%	Asset backed securities	1.5%
Specialist assets	9.5%	Loans	1.0%
Infrastructure	3.8%	Commodities	2.2%
Private equity	3.7%	Alternatives	2.1%
Property	1.7%	Cash & equivalents	2.7%
Specialist financials	0.3%		

Manager commentary

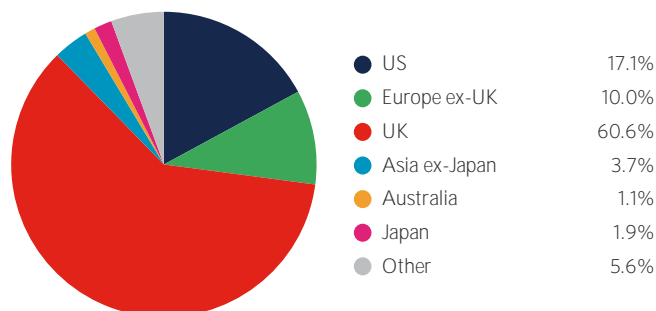
» In July 2025, markets remained resilient despite uncertainty surrounding Donald Trump's 1st August tariff deadline, buoyed by optimism that key trade deals would be finalised—which they were, heavily favouring the US. Japan and the EU agreed to 15% tariffs and pledged massive US investments, exposing political weaknesses in both regions. The UK's earlier 10% tariff deal now appears relatively favourable. US economic data was strong, with falling jobless claims, rising consumer confidence, and Q2 GDP growth of 3.0% driven by a sharp drop in imports. Markets were further supported by robust corporate earnings, especially in AI-related sectors, and expectations of future US rate cuts due to a likely dovish Fed leadership in 2026. Equities rallied, led by US mega cap tech, while the dollar surged, dampening returns in other currencies. The UK faced stagflationary pressures, with rising inflation and unemployment. Although some tariff issues remain unresolved, notably with China, the resolution of many deals and the passage of the 'One Big Beautiful Bill' reduced policy uncertainty, boosting risk assets. However, with valuations stretched, especially in AI stocks, a cautious short-term outlook is advised, though the medium-term view remains constructive.

» Against this backdrop, there were no manager or asset allocation changes in the portfolio.

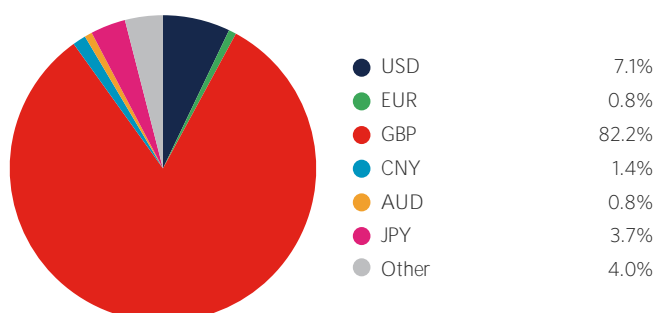
Portfolio holdings - top 20

Holding	
IFSL Evenlode Income	12.9%
TM Redwheel UK Equity Income	9.2%
iShares FTSE 100	7.9%
Aberforth Smaller Companies Trust	5.9%
UK Gilts	5.9%
US TIPS	5.8%
iShares Global Corp Bond	5.5%
HSBC Global Emerging Market Government Bond Index	4.3%
Robeco QI Emerging Markets Enhanced Index Equities	3.2%
iShares EUR Govt Bond Climate	3.1%
Cash	2.7%
WisdomTree Core Physical Gold ETC	2.2%
Neuberger Berman Uncorrelated Strategies	2.1%
Finsbury Growth & Income Trust	2.1%
Candriam Global High Yield	2.0%
Redwheel Global Convertibles	1.9%
Jennison Global Equity Opportunities	1.8%
TwentyFour Income	1.5%
iShares Core MSCI Europe GBP ETF	1.5%
Momentum Real Assets Growth & Income	1.4%

Geographic allocation



Currency allocation



Key information

Investment manager	Momentum Global Investment Management
Currency	GBP
Inception date (Fund)	12 August 2011
Inception date (Class J)	10 January 2020
Structure	Part I Luxembourg 2010 Law (UCITS)

Minimum investment	USD 7,500 (GBP equivalent)
Investment horizon	5 years +
Subscriptions/redemptions	Daily
ISIN	LU2062918425
Price per share (NAV)	GBP 1.0262

Important Information - All data sourced from Momentum Global Investment Management, J.P. Morgan SE - Luxembourg Branch. Allocations subject to change. The value of the underlying funds and the income generated from them can go down as well as up and is not guaranteed. Investors may not get back the original amount invested. The value of investments involving exposure to foreign currencies can be affected by currency exchange rate fluctuations. Past performance is not a guide to future performance. Performance is calculated on a total return basis, net of all fees. The Fund is not managed with reference to a benchmark, but its performance may be measured against one. Portfolio holdings include indirect holdings in Momentum GF Global Equity Fund.

This is a marketing communication. This document does not provide all the facts needed to make an informed investment decision. Prior to investing, investors should read the Key Information Document (KID) and seek professional investment advice where appropriate. KIDs and the Prospectus are available in English at momentum.co.uk.

Harmony Portfolios are sub-funds of the MGF SICAV, which is domiciled in Luxembourg and regulated by the Commission de Surveillance du Secteur Financier. The fund conforms to the requirements of the European UCITS Directive. Either Momentum Global Investment Management Limited (MGIM) or FundRock Management Company S.A., the management company, may terminate arrangements for marketing under the denotification process in the new Cross-border Distribution Directive (Directive EU) 2019/1160. This financial promotion is issued by MGIM, who is the Investment manager, Promoter and Distributer for the MGF SICAV. MGIM is registered in England and Wales No. 03733094. Registered Office: The Rex Building, 62 Queen Street, London EC4R 1EB. MGIM is authorised and regulated by the Financial Conduct Authority No. 232357.