

# Harmony Sterling Balanced Fund (Class J)

30 May 2025

*This is a marketing communication for professional advisors only*

## Investment objective\*

The portfolio will be biased to investments in the United Kingdom, but could also hold investments outside this country.

The portfolio aims to provide a balance between capital preservation and capital growth in sterling with a reduced level of volatility, via strategic exposures to a wide range of asset classes.

## Lead portfolio managers



Andrew Hardy  
Director of Investment  
Management

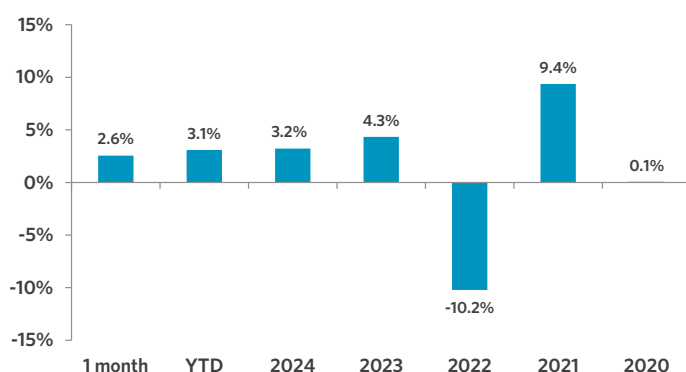


Alex Harvey  
Senior Portfolio Manager  
& Investment Strategist



Lorenzo La Posta  
Portfolio Manager

## Fund performance\*\*



## Cumulative performance (%)\*\*

Performance	Mtd	Ytd	1 yr	3 yrs	5 yrs	Since inception
Cumulative	2.6	3.1	5.6	5.4	22.1	73.8
Annualised volatility						7.5

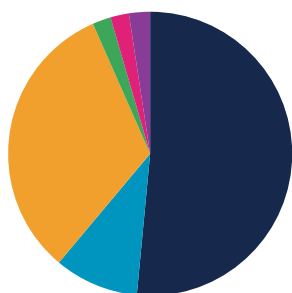
## Cumulative returns (since Fund inception, 12.08.2011) \*\*



## Discrete annual performance (%)\*\*

May 24 - 25	May 23 - 24	May 22 - 23	May 21 - 22	May 20 - 21
5.6	5.7	(5.6)	(0.6)	16.5

## Strategy allocation



<b>Equities</b>	<b>51.5%</b>	<b>Fixed Income</b>	<b>32.3%</b>
United Kingdom equity	41.3%	Government bonds	9.8%
Asia ex-Japan equity	3.5%	Investment grade credit	5.9%
Europe ex-UK equity	2.1%	Inflation-linked bonds	5.5%
North America equity	1.6%	Emerging market debt	3.9%
Japan equity	1.2%	Convertible bonds	2.1%
Other equity	1.1%	High yield credit	2.1%
Australasia equity	0.7%	Asset backed securities	1.8%
<b>Specialist assets</b>	<b>9.6%</b>	Loans	1.2%
Infrastructure	4.3%	<b>Commodities</b>	<b>2.1%</b>
Private equity	3.4%	<b>Alternatives</b>	<b>2.1%</b>
Property	1.6%	<b>Cash &amp; equivalents</b>	<b>2.4%</b>
Specialist financials	0.3%		

## Manager commentary

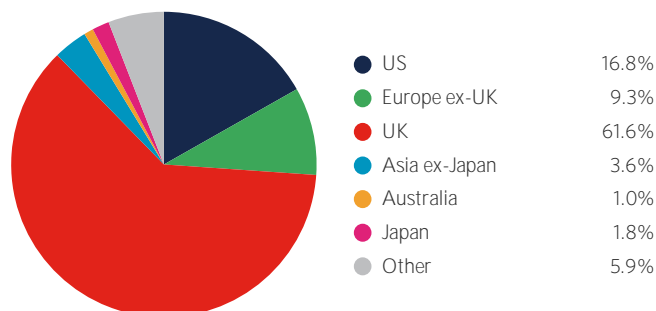
- » In May, markets rallied as fears of a trade war receded, buoyed by positive AI developments. This "TACO" (Trump Always Chickens Out) theme saw US-China tariff de-escalation, boosting equities, particularly US tech giants like Nvidia. However, government debt sustainability concerns in the US, UK, and Japan pushed long-term bond yields to multi-year highs, causing bond markets to struggle. Central banks remain cautious on rate cuts amid resilient economies and persistent inflation. While short-term uncertainty lingers, the corporate sector's strength and the transformative potential of AI provide a more encouraging long-term outlook.
- » Against this backdrop, we implemented two tactical trades in the portfolio.
- » Firstly, in the second half of the month, we reduced some of the equity positions that we had increased allocation to in early April, in the depths of the tariff crash. We had let them successfully run overweight for 6 weeks, after which we thought it prudent to bank the profits and look at opportunities elsewhere.
- » Only a few days later, in fact, we invested in a 30-year inflation-protected US bond. With bond yields spiking and market sentiment probably excessively negative about US fixed income, we thought it prudent to take a contrarian view and took the opportunity to bring the portfolio's interest-rate sensitivity back in line with strategic levels, which increases yield generation and enhances protectiveness.

*Important Information - All data sourced from Momentum Global Investment Management, J.P. Morgan SE - Luxembourg Branch. Allocations subject to change. \*There can be no assurance that the Fund will achieve its investment objective. Please refer to the Prospectus for full details of the Fund, its charges, the investment objective and investment policy. \*\*Performance figures, prior to the Inception date of the Class J share and where the Class J share is not active, have been simulated to reflect its lower fees by adjusting the Harmony Sterling Balanced Fund Class A share's past performance. The simulated performance is based on the performance of the longest track record share class since the fund launch. Past performance is not a guide to future performance. Performance is calculated on a total return basis, net of all fees.*

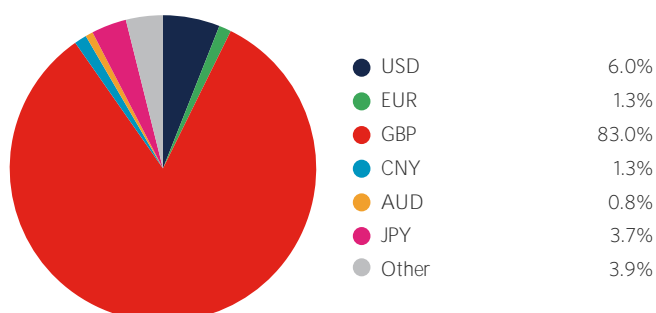
## Portfolio holdings - top 20

Holding	
IFSL Evenlode Income	12.6%
TM Redwheel UK Equity Income	9.4%
iShares FTSE 100	8.0%
Aberforth Smaller Companies Trust	6.1%
UK Gilts	6.0%
iShares Global Corp Bond	5.9%
US TIPS	5.5%
HSBC Global Emerging Market Government Bond Index	3.9%
iShares EUR Govt Bond Climate	2.9%
Robeco QI Emerging Markets Enhanced Index Equities	2.8%
Cash	2.4%
WisdomTree Core Physical Gold ETC	2.1%
Redwheel Global Convertibles	2.1%
Neuberger Berman Uncorrelated Strategies	2.1%
Finsbury Growth & Income Trust	2.0%
iShares Core MSCI Europe GBP ETF	2.0%
Jennison Global Equity Opportunities	1.8%
TwentyFour Income	1.8%
Momentum Real Assets Growth & Income	1.3%
Sequoia Economic Infrastructure Income	1.2%

## Geographic allocation



## Currency allocation



## Key information

Investment manager	Momentum Global Investment Management
Currency	GBP
Inception date (Fund)	12 August 2011
Inception date (Class J)	10 January 2020
Structure	Part I Luxembourg 2010 Law (UCITS)

Minimum investment	USD 7,500 (GBP equivalent)
Investment horizon	5 years +
Subscriptions/redemptions	Daily
ISIN	LU2062918425
Price per share (NAV)	GBP 0.9898

**Important Information** - All data sourced from Momentum Global Investment Management, J.P. Morgan SE - Luxembourg Branch. Allocations subject to change. The value of the underlying funds and the income generated from them can go down as well as up and is not guaranteed. Investors may not get back the original amount invested. The value of investments involving exposure to foreign currencies can be affected by currency exchange rate fluctuations. Past performance is not a guide to future performance. Performance is calculated on a total return basis, net of all fees. The Fund is not managed with reference to a benchmark, but its performance may be measured against one. Portfolio holdings include indirect holdings in Momentum GF Global Equity Fund.

This is a marketing communication. This document does not provide all the facts needed to make an informed investment decision. Prior to investing, investors should read the Key Information Document (KID) and seek professional investment advice where appropriate. KIDs and the Prospectus are available in English at [momentum.co.uk](https://momentum.co.uk).

Harmony Portfolios are sub-funds of the MGF SICAV, which is domiciled in Luxembourg and regulated by the Commission de Surveillance du Secteur Financier. The fund conforms to the requirements of the European UCITS Directive. Either Momentum Global Investment Management Limited (MGIM) or FundRock Management Company S.A., the management company, may terminate arrangements for marketing under the denotification process in the new Cross-border Distribution Directive (Directive EU) 2019/1160. This financial promotion is issued by MGIM, who is the Investment manager, Promoter and Distributer for the MGF SICAV. MGIM is registered in England and Wales No. 03733094. Registered Office: The Rex Building, 62 Queen Street, London EC4R 1EB. MGIM is authorised and regulated by the Financial Conduct Authority No. 232357.