

Harmony Sterling Balanced Fund (Class A-C)

31 October 2024

This is a marketing communication for professional advisors only

Investment objective*

The portfolio will be biased to investments in the United Kingdom, but could also hold investments outside this country.

The portfolio aims to provide a balance between capital preservation and capital growth in sterling with a reduced level of volatility, via strategic exposures to a wide range of asset classes.

Lead portfolio managers



Andrew Hardy
Director of Investment
Management

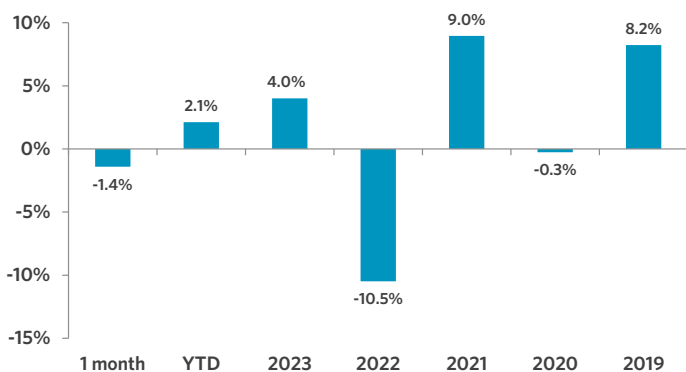


Alex Harvey
Senior Portfolio Manager
& Investment Strategist

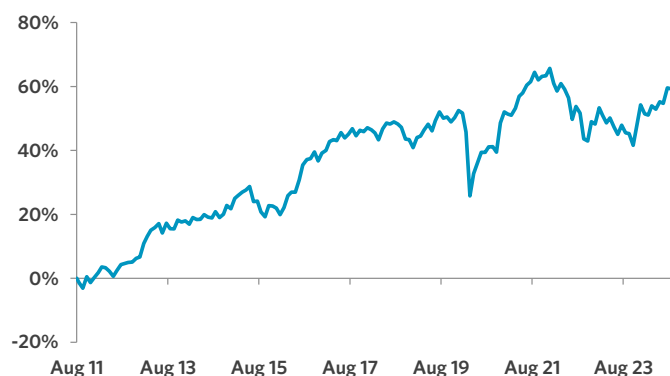


Lorenzo La Posta
Portfolio Manager

Fund performance (Class A)



Cumulative returns (Class A - since inception, 12.08.2011)



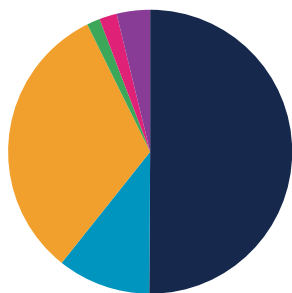
Cumulative performance (%) (Class A)

Performance	Mtd	Ytd	1 yr	3 yrs	5 yrs	Since inception
Cumulative	(1.4)	2.1	11.2	(3.5)	5.7	57.5
Annualised volatility						7.5

Discrete annual performance (%) (Class A)

Oct 23 - 24	Oct 22 - 23	Oct 21 - 22	Oct 20 - 21	Oct 19 - 20
11.2	(0.9)	(12.4)	17.0	(6.3)

Strategy allocation



Equities	50.1%	Fixed income	32.0%
United Kingdom equity	39.5%	Government bonds	11.6%
Asia ex-Japan equity	5.1%	Investment grade credit	9.0%
Japan equity	1.6%	Emerging market debt	4.3%
Europe ex-UK equity	1.5%	Inflation-linked bonds	2.2%
Australasia equity	1.3%	High yield credit	2.0%
North America equity	1.0%	Asset backed securities	1.8%
Other equity	0.1%	Loans	1.1%
Specialist assets	10.6%	Commodities	1.5%
Infrastructure	5.0%	Alternatives	2.0%
Private equity	3.4%	Cash & equivalents	3.8%
Property	2.1%		
Specialist financials	0.3%		

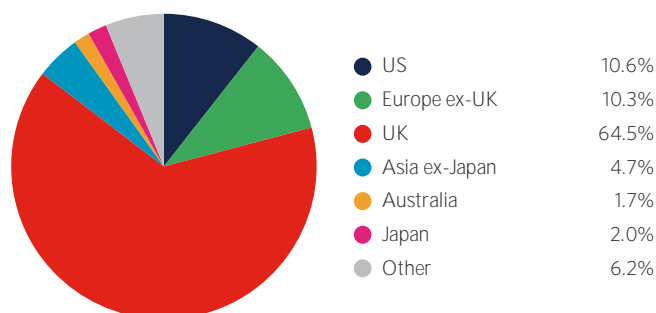
Manager commentary

- » In October, the most significant shift was a big rise in bond yields, reversing much of the move in Q3, which meant that bonds had a poor month, in turn weighing on valuations across most asset classes (with the notable exception of gold). Against this backdrop, trading activity was significant in October.
- » We added the Candriam Global High Yield fund, a strategy focused on the higher quality, less cyclical and more sustainable parts of the high yield fixed income universe which, coupled with falling inflation, easier monetary policy and a supportive macroeconomic environment, should deliver strong risk-adjusted returns.
- » Early in the month, we reduced the portfolio's duration by taking profits on some of the US Treasury allocation, which proved timely as bonds kept falling over the subsequent weeks.
- » We exited the First Sentier Japan Focus fund, as the fund is closing and the investment team leaving, and reinvested the proceeds in the Amundi Japan ETF, to keep unchanged our exposure to a market we are tactically positive on.
- » Finally, we took profits on some of our China allocation. After an incredible rally in late September and a consolidation in early October, we thought it prudent to monetize some and reinvest in other areas that had instead been left behind. We remain overweight China though, conscious that the stimuli and the commitment to the stock market we have seen from the Party and the central bank will provide long-term tailwind to the market.

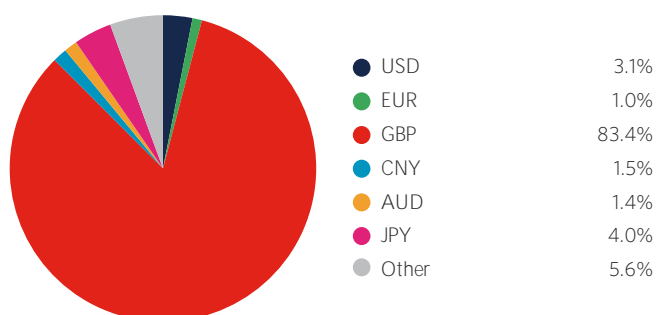
Portfolio holdings - top 20

Holding	
IFSL Evenlode Income	13.6%
iShares Global Corp Bond	9.0%
UK Direct Equities ^A	8.9%
UK Gilts	8.4%
iShares FTSE 100	7.1%
TM Redwheel UK Equity Income	6.7%
HSBC Global Emerging Market Government Bond Index	4.3%
Curate Global Emerging Markets Equity	4.2%
Cash	3.8%
iShares EUR Govt Bond Climate	2.6%
US TIPS	2.2%
Neuberger Berman Uncorrelated Strategies	2.0%
TwentyFour Income	1.8%
Jennison Global Equity Opportunities	1.7%
iShares Core MSCI Europe GBP ETF	1.7%
WisdomTree Core Physical Gold ETC	1.5%
Hereford Bin Yuan Greater China	1.5%
iShares MSCI Australia	1.2%
International Public Partnerships	1.1%
Sequoia Economic Infrastructure Income	1.1%

Geographic allocation



Currency allocation



Key information

Investment manager	Momentum Global Investment Management
Currency	GBP
Inception date	12 August 2011
Structure	Part I Luxembourg 2010 Law (UCITS)
Minimum investment	USD 7,500 (GBP equivalent)
Investment horizon	5 years +
MGF AUM	GBP 3,353.1 million
Sterling Balanced Fund AUM	GBP 33.0 million

Subscriptions/redemptions	Daily
ISIN A Class	LU0651985250
ISIN B Class	LU0651985334
ISIN C Class	LU0651985417
Price per share (NAV) A Class	GBP 1.6252
Price per share (NAV) B Class	GBP 1.5197
Price per share (NAV) C Class	GBP 1.5342

Important Information - All data sourced from Momentum Global Investment Management, J.P. Morgan SE - Luxembourg Branch, Bloomberg Finance L.P. Allocations subject to change. The value of the underlying funds and the income generated from them can go down as well as up and is not guaranteed. Investors may not get back the original amount invested. The value of investments involving exposure to foreign currencies can be affected by currency exchange rate fluctuations. Past performance is not a guide to future performance. Performance is calculated on a total return basis, net of all fees. The Fund is not managed with reference to a benchmark, but its performance may be measured against one. Portfolio holdings include indirect holdings in Momentum GF Global Equity Fund. ^AManaged internally within Momentum's investment team. Full list of investments available on request.

This is a marketing communication. This document does not provide all the facts needed to make an informed investment decision. Prior to investing, investors should read the Key Information Document (KID) and seek professional investment advice where appropriate. KIDs and the Prospectus are available in English at momentum.co.uk.

Harmony Portfolios are sub-funds of the MGF SICAV, which is domiciled in Luxembourg and regulated by the Commission de Surveillance du Secteur Financier. The fund conforms to the requirements of the European UCITS Directive. Either Momentum Global Investment Management Limited (MGIM) or FundRock Management Company S.A., the management company, may terminate arrangements for marketing under the denotification process in the new Cross-border Distribution Directive (Directive EU) 2019/1160. This financial promotion is issued by MGIM, who is the Investment manager, Promoter and Distributor for the MGF SICAV. MGIM is registered in England and Wales No. 03733094. Registered Office: The Rex Building, 62 Queen Street, London EC4R 1EB. MGIM is authorised and regulated by the Financial Conduct Authority No. 232357.