

# Harmony Sterling Growth Fund (Class A-C)

31 December 2024

This is a marketing communication for professional advisors only

## Investment objective\*

The portfolio will be biased to investments in the United Kingdom, but could also hold investments outside this country.

The portfolio aims to provide capital growth in sterling terms but with a reduced level of volatility, via strategic exposures to a wide range of asset classes.

## Lead portfolio managers



Andrew Hardy  
Director of Investment  
Management

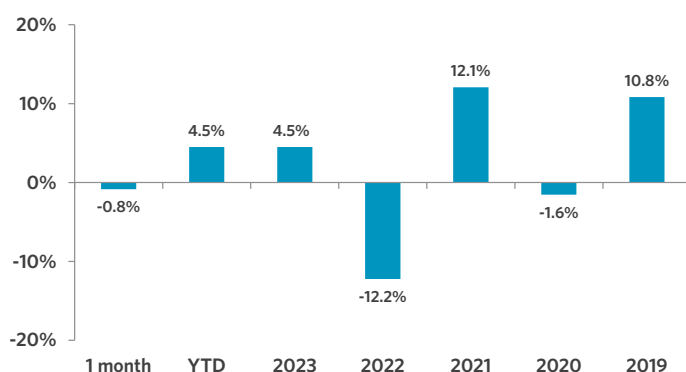


Alex Harvey  
Senior Portfolio Manager  
& Investment Strategist



Lorenzo La Posta  
Portfolio Manager

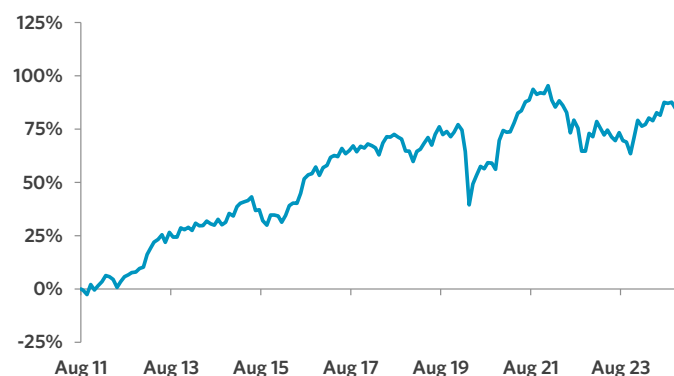
## Fund performance (Class A)



## Cumulative performance (%) (Class A)

Performance	Mtd	Ytd	1 yr	3 yrs	5 yrs	Since inception
Cumulative	(0.8)	4.5	4.5	(4.2)	5.7	87.2
Annualised volatility						9.2

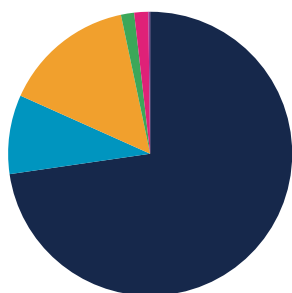
## Cumulative returns (Class A - since inception, 12.08.2011)



## Discrete annual performance (%) (Class A)

Dec 23 - 24	Dec 22 - 23	Dec 21 - 22	Dec 20 - 21	Dec 19 - 20
4.5	4.5	(12.2)	12.1	(1.6)

## Strategy allocation



<b>Equities</b>	<b>72.7%</b>	<b>Fixed income</b>	<b>15.0%</b>
United Kingdom equity	53.3%	Emerging market debt	3.9%
Asia ex-Japan equity	6.8%	Government bonds	3.6%
North America equity	3.7%	Convertible bonds	2.0%
Japan equity	3.2%	High yield credit	2.0%
Europe ex-UK equity	2.4%	Investment grade credit	1.3%
Other equity	1.9%	Asset backed securities	1.2%
Australasia equity	1.4%	Loans	1.0%
<b>Specialist assets</b>	<b>9.0%</b>	<b>Commodities</b>	<b>1.5%</b>
Private equity	5.2%	<b>Alternatives</b>	<b>1.6%</b>
Infrastructure	2.3%	<b>Cash &amp; equivalents</b>	<b>0.2%</b>
Property	1.3%		
Specialist financials	0.3%		

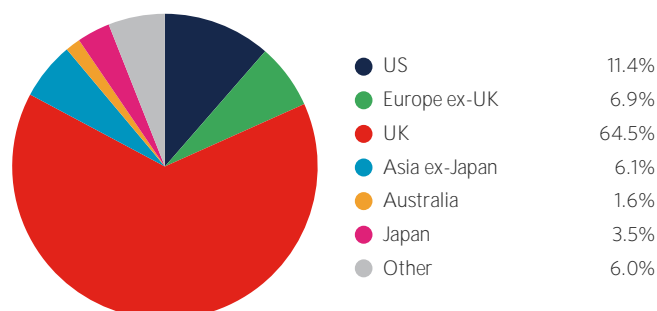
## Manager commentary

- » In December, portfolio activity was elevated as interesting opportunities as well as new risks presented themselves.
- » Firstly, we were of the view that markets were underestimating the stickiness of inflation and both inflation expectations and bond yields were going to move higher in the coming weeks. So, within government bonds, we shifted some exposure from long duration bonds to the central part of the yield curve, lowering the average maturity of our bond allocation and being less exposed to the risk of rising bond yields, whilst also increasing allocation to inflation-linked bonds (US TIPS).
- » Still within fixed income, we took from investment grade bonds and reallocated to convertible bonds, a view that both us and our AI-driven allocation tool agreed on. Convertibles are an asset class we have been tactical about for a few years (last held during and after the COVID pandemic), and now they offer good diversification benefits thanks to their convexity (downside protection of a corporate bonds, upside potential of a stock), which comes useful in periods of volatile markets like today.
- » Within equities, we moved a small allocation away from emerging markets in favour of European and US equities, as advised by our AI-driven asset allocation tool, as that would bring additional stability to the portfolio during potentially turbulent times.
- » The net result, was a reduction in cash, which we had been holding onto in the previous months whilst waiting for the right opportunity to spend it.

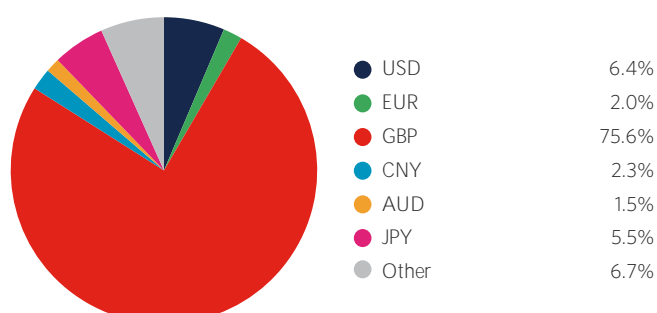
## Portfolio holdings - top 20

Holding	
IFSL Evenlode Income	16.6%
UK Direct Equities <sup>A</sup>	15.4%
TM Redwheel UK Equity Income	9.3%
iShares FTSE 100	8.6%
HSBC Global Emerging Market Government Bond Index	3.9%
Robeco QI Emerging Markets Enhanced Index Equities	3.6%
Jennison Global Equity Opportunities	2.7%
iShares Core MSCI Europe GBP ETF	2.3%
iShares Core S&P 500 ETF	2.2%
Hereford Bin Yuan Greater China	2.0%
Redwheel Global Convertibles	2.0%
Morant Wright Fuji Yield	1.9%
Robeco Multi-Factor Global Equity	1.8%
US Treasury Bonds	1.6%
Neuberger Berman Uncorrelated Strategies	1.6%
WisdomTree Core Physical Gold ETC	1.5%
iShares Global Corp Bond	1.3%
iShares MSCI Australia	1.3%
TwentyFour Income	1.2%
Chrysalis Investments	1.2%

## Geographic allocation



## Currency allocation



## Key information

Investment manager	Momentum Global Investment Management
Currency	GBP
Inception date	12 August 2011
Structure	Part I Luxembourg 2010 Law (UCITS)
Minimum investment	USD 7,500 (GBP equivalent)
Investment horizon	6 years +
MGF AUM	GBP 3,380.2 million
Sterling Growth Fund AUM	GBP 56.2 million

Subscriptions/redemptions	Daily
ISIN A Class	LU0651985680
ISIN B Class	LU0651985763
ISIN C Class	LU0651985847
Price per share (NAV) A Class	GBP 1.9134
Price per share (NAV) B Class	GBP 1.9286
Price per share (NAV) C Class	GBP 1.8311

**Important Information** - All data sourced from Momentum Global Investment Management, J.P. Morgan SE - Luxembourg Branch, Bloomberg Finance L.P. Allocations subject to change. The value of the underlying funds and the income generated from them can go down as well as up and is not guaranteed. Investors may not get back the original amount invested. The value of investments involving exposure to foreign currencies can be affected by currency exchange rate fluctuations. Past performance is not a guide to future performance. Performance is calculated on a total return basis, net of all fees. The Fund is not managed with reference to a benchmark, but its performance may be measured against one. Portfolio holdings include indirect holdings in Momentum GF Global Equity Fund. <sup>A</sup>Managed internally within Momentum's investment team. Full list of investments available on request.

This is a marketing communication. This document does not provide all the facts needed to make an informed investment decision. Prior to investing, investors should read the Key Information Document (KID) and seek professional investment advice where appropriate. KIDs and the Prospectus are available in English at [momentum.co.uk](http://momentum.co.uk).

Harmony Portfolios are sub-funds of the MGF SICAV, which is domiciled in Luxembourg and regulated by the Commission de Surveillance du Secteur Financier. The fund conforms to the requirements of the European UCITS Directive. Either Momentum Global Investment Management Limited (MGIM) or FundRock Management Company S.A., the management company, may terminate arrangements for marketing under the denotification process in the new Cross-border Distribution Directive (Directive EU) 2019/1160. This financial promotion is issued by MGIM, who is the Investment manager, Promoter and Distributor for the MGF SICAV. MGIM is registered in England and Wales No. 03733094. Registered Office: The Rex Building, 62 Queen Street, London EC4R 1EB. MGIM is authorised and regulated by the Financial Conduct Authority No. 232357.