

# Harmony Sterling Growth Fund (Class J)

28 February 2025

This is a marketing communication for professional advisors only

## Investment objective\*

The portfolio will be biased to investments in the United Kingdom, but could also hold investments outside this country.

The portfolio aims to provide capital growth in sterling terms but with a reduced level of volatility, via strategic exposures to a wide range of asset classes.

## Lead portfolio managers



Andrew Hardy  
Director of Investment  
Management

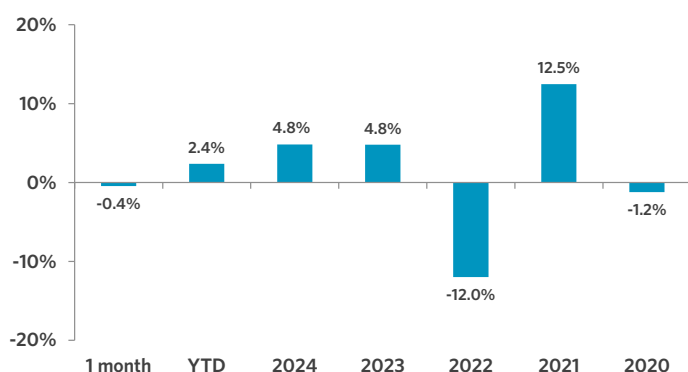


Alex Harvey  
Senior Portfolio Manager  
& Investment Strategist



Lorenzo La Posta  
Portfolio Manager

## Fund performance\*\*



## Cumulative performance (%)\*\*

Performance	Mtd	Ytd	1 yr	3 yrs	5 yrs	Since inception
Cumulative	(0.4)	2.4	8.4	4.3	18.3	103.4
Annualised volatility						9.2

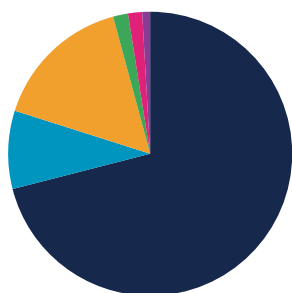
## Cumulative returns (since Fund inception, 12.08.2011) \*\*



## Discrete annual performance (%)\*\*

Feb 24 - 25	Feb 23 - 24	Feb 22 - 23	Feb 21 - 22	Feb 20 - 21
8.4	1.3	(5.0)	7.1	6.0

## Strategy allocation



<b>Equities</b>	<b>71.0%</b>	<b>Fixed income</b>	<b>15.9%</b>
United Kingdom equity	52.6%	Government bonds	4.0%
Asia ex-Japan equity	6.9%	Emerging market debt	3.9%
North America equity	3.6%	High yield credit	2.2%
Europe ex-UK equity	2.9%	Convertible bonds	2.1%
Japan equity	2.6%	Investment grade credit	1.5%
Other equity	1.7%	Asset backed securities	1.1%
Australasia equity	0.7%	Loans	1.1%
<b>Specialist assets</b>	<b>8.9%</b>	<b>Commodities</b>	<b>1.7%</b>
Private equity	5.0%	<b>Alternatives</b>	<b>1.6%</b>
Infrastructure	2.4%	<b>Cash &amp; equivalents</b>	<b>0.9%</b>
Property	1.2%		
Specialist financials	0.3%		

## Manager commentary

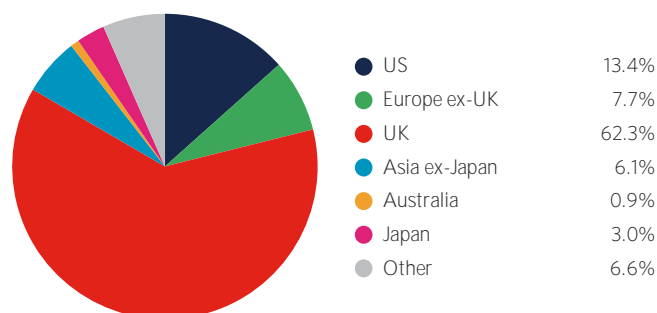
» No changes were made to the portfolio's asset allocation and manager selection.

*Important Information - All data sourced from Momentum Global Investment Management, J.P. Morgan SE - Luxembourg Branch. Allocations subject to change. \*There can be no assurance that the Fund will achieve its investment objective. Please refer to the Prospectus for full details of the Fund, its charges, the investment objective and investment policy. \*\*Performance figures prior to the Inception date of the Class J share have been simulated to reflect its lower fees by adjusting the Harmony Sterling Growth Fund Class A share's past performance. The simulated performance is based on the performance of the longest track record share class since the fund launch. Past performance is not a guide to future performance. Performance is calculated on a total return basis, net of all fees.*

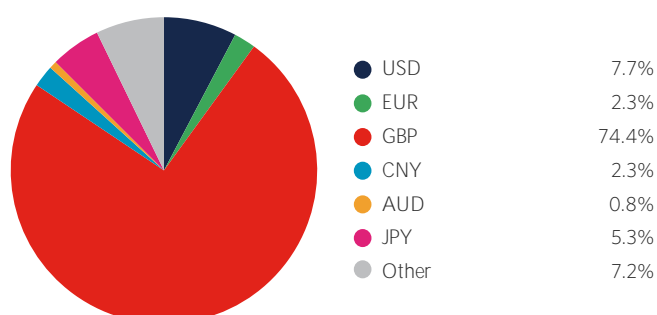
## Portfolio holdings - top 20

Holding	
IFSL Evenlode Income	16.2%
UK Direct Equities <sup>A</sup>	12.1%
iShares FTSE 100	11.1%
TM Redwheel UK Equity Income	9.7%
Robeco QI Emerging Markets Enhanced Index Equities	3.9%
HSBC Global Emerging Market Government Bond Index	3.9%
iShares Core MSCI Europe GBP ETF	2.9%
Jennison Global Equity Opportunities	2.1%
Redwheel Global Convertibles	2.1%
iShares Core S&P 500 ETF	2.1%
Robeco Multi-Factor Global Equity	2.0%
US Treasury Bonds	1.8%
WisdomTree Core Physical Gold ETC	1.7%
Hereford Bin Yuan Greater China	1.6%
Neuberger Berman Uncorrelated Strategies	1.6%
iShares Global Corp Bond	1.5%
Amundi MSCI Japan ETF	1.3%
Morant Wright Fuji Yield	1.2%
Candriam Global High Yield	1.2%
Momentum Real Assets Growth & Income	1.2%

## Geographic allocation



## Currency allocation



## Key information

Investment manager	Momentum Global Investment Management
Currency	GBP
Inception date (Fund)	12 August 2011
Inception date (Class J)	02 February 2020
Structure	Part I Luxembourg 2010 Law (UCITS)

Minimum investment	USD 7,500 (GBP equivalent)
Investment horizon	6 years +
Subscriptions/redemptions	Daily
ISIN	LU2062918342
Price per share (NAV)	GBP 1.1119

**Important Information** - All data sourced from Momentum Global Investment Management, J.P. Morgan SE - Luxembourg Branch. Allocations subject to change. The value of the underlying funds and the income generated from them can go down as well as up and is not guaranteed. Investors may not get back the original amount invested. The value of investments involving exposure to foreign currencies can be affected by currency exchange rate fluctuations. Past performance is not a guide to future performance. Performance is calculated on a total return basis, net of all fees. The Fund is not managed with reference to a benchmark, but its performance may be measured against one. Portfolio holdings include indirect holdings in Momentum GF Global Equity Fund. <sup>A</sup>Managed internally within Momentum's investment team. Full list of investments available on request.

This is a marketing communication. This document does not provide all the facts needed to make an informed investment decision. Prior to investing, investors should read the Key Information Document (KID) and seek professional investment advice where appropriate. KIDs and the Prospectus are available in English at [momentum.co.uk](http://momentum.co.uk).

Harmony Portfolios are sub-funds of the MGF SICAV, which is domiciled in Luxembourg and regulated by the Commission de Surveillance du Secteur Financier. The fund conforms to the requirements of the European UCITS Directive. Either Momentum Global Investment Management Limited (MGIM) or FundRock Management Company S.A., the management company, may terminate arrangements for marketing under the denotification process in the new Cross-border Distribution Directive (Directive EU) 2019/1160. This financial promotion is issued by MGIM, who is the Investment manager, Promoter and Distributor for the MGF SICAV. MGIM is registered in England and Wales No. 03733094. Registered Office: The Rex Building, 62 Queen Street, London EC4R 1EB. MGIM is authorised and regulated by the Financial Conduct Authority No. 232357.