

# Harmony Sterling Growth Fund (Class A-C)

30 January 2026

This is a marketing communication for professional advisors only

## Investment objective\*

The portfolio will be biased to investments in the United Kingdom, but could also hold investments outside this country.

The portfolio aims to provide capital growth in sterling terms but with a reduced level of volatility, via strategic exposures to a wide range of asset classes.

## Lead portfolio managers

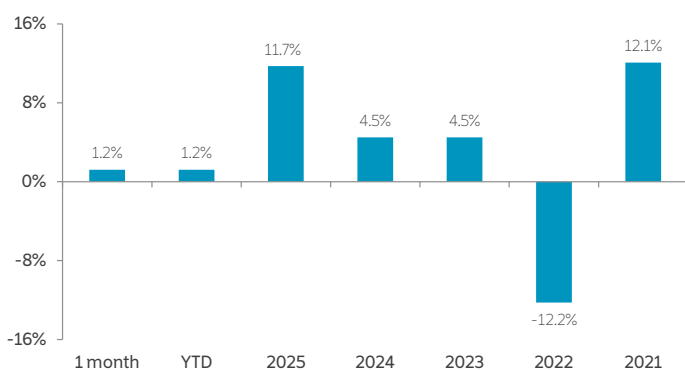


**Alex Harvey**  
Senior Portfolio Manager & Investment Strategist



**Lorenzo La Posta**  
Portfolio Manager

## Fund performance (Class A)



## Cumulative returns (Class A - since inception, 12.08.2011)



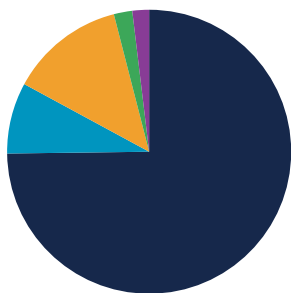
## Cumulative performance (%) (Class A)

Performance	Mtd	Ytd	1 yr	3 yrs	5 yrs	Since inception
Cumulative	1.2	1.2	10.0	18.6	22.0	111.7
Annualised volatility						9.0

## Discrete annual performance (%) (Class A)

Jan 25 - Jan 26	Jan 24 - Jan 25	Jan 23 - Jan 24	Jan 22 - Jan 23	Jan 21 - Jan 22
10.0	9.1	(1.2)	(5.3)	8.6

## Strategy allocation



<b>Equities</b>	<b>74.8%</b>	<b>Fixed income</b>	<b>13.1%</b>
United Kingdom equity	54.5%	Emerging market debt	4.1%
Asia ex-Japan equity	8.2%	Government bonds	3.6%
North America equity	6.2%	High yield credit	2.8%
Other equity	2.2%	Asset backed securities	1.1%
Europe ex-UK equity	1.9%	Loans	1.0%
Japan equity	1.6%	Investment grade credit	0.5%
Australasia equity	0.2%	<b>Commodities</b>	<b>2.1%</b>
<b>Specialist assets</b>	<b>8.1%</b>	Precious metals	2.1%
Private equity	4.7%	<b>Cash &amp; equivalents</b>	<b>1.9%</b>
Infrastructure	1.8%		
Property	1.2%		
Specialist financials	0.4%		

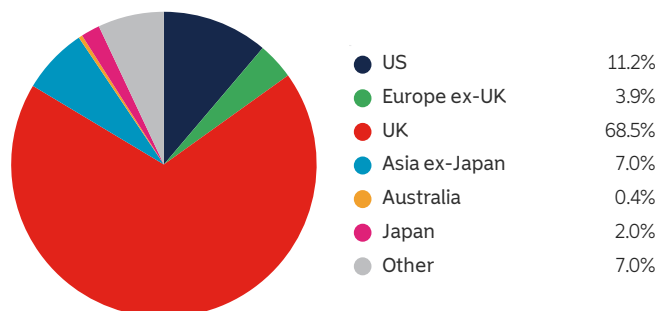
## Manager commentary

- » In early January, President Trump ordered US strikes in Venezuela that led to Nicolás Maduro's capture and a sudden break in Bolivarian rule—big headlines but limited market impact given Venezuela's small share of global oil output. Attention then shifted to escalating tensions in Iran amid reports of mass protest deaths, alongside domestic backlash after two Minneapolis protesters were killed by ICE patrols. The US also built up forces in the Persian Gulf and clashed diplomatically with Denmark over Greenland, though Trump later appeared to rule out military action at Davos. Markets largely "looked through" this geopolitical noise, focusing on strong US earnings, a steady Fed, and a rally broadening toward small caps (Russell 2000 up ~5% vs "Magnificent Seven" slightly down). Asia and emerging market equities rose, bonds were modest, and gold/silver surged on a "debasement" narrative signalling lingering, underpriced risk and some investor complacency.
- » Against this backdrop, we left manager selection and asset allocation unchanged.

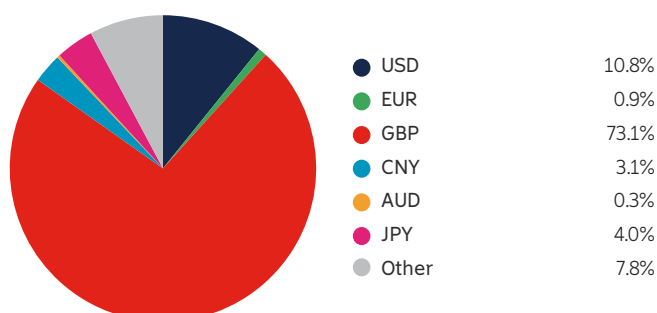
## Portfolio holdings - top 20

Holding	
IFSL Evenlode Income	15.3%
iShares FTSE 100	12.8%
TM Redwheel UK Equity Income	10.9%
Aberforth Smaller Companies Trust	8.5%
Aikya Global Emerging Markets	4.1%
Finsbury Growth & Income Trust	3.7%
MSCI World Minimum Volatility Index Futures	3.1%
Global Evolution Emerging Markets Blended High Conviction	3.0%
Robeco QI Emerging Markets Enhanced Index Equities	2.8%
Candriam Global High Yield	2.2%
Robeco Multi-Factor Global Equity	2.1%
Jennison Global Equity Opportunities	2.1%
WisdomTree Core Physical Gold ETC	2.1%
Momentum Real Assets Growth & Income	1.9%
Cash	1.9%
iShares EUR Govt Bond Climate	1.8%
UK Gilts	1.8%
Hereford Bin Yuan Greater China	1.7%
iShares Core S&P 500 ETF	1.6%
iShares Core MSCI Europe GBP ETF	1.2%

## Geographic allocation



## Currency allocation



## Key information

Investment manager	Momentum Global Investment Management
Currency	GBP
Inception date	12 August 2011
Structure	Part I Luxembourg 2010 Law (UCITS)
Minimum investment	USD 7,500 (GBP equivalent)
Investment horizon	6 years +
MGF SICAV AUM	GBP 4,009.0 million
Fund AUM	GBP 42.4 million

Subscriptions/redemptions	Daily
ISIN A Class	LU0651985680
ISIN B Class	LU0651985763
ISIN C Class	LU0651985847
Price per share (NAV) A Class	GBP 2.1636
Price per share (NAV) B Class	GBP 2.1760
Price per share (NAV) C Class	GBP 2.0593

Important Information - All data sourced from Momentum Global Investment Management, J.P. Morgan SE - Luxembourg Branch. Allocations subject to change. The value of the underlying funds and the income generated from them can go down as well as up and is not guaranteed. Investors may not get back the original amount invested. The value of investments involving exposure to foreign currencies can be affected by currency exchange rate fluctuations. Past performance is not a guide to future performance. Performance is calculated on a total return basis, net of all fees. The Fund is not managed with reference to a benchmark, but its performance may be measured against one. Portfolio holdings include indirect holdings in Momentum GF Global Equity Fund.

This is a marketing communication. This document does not provide all the facts needed to make an informed investment decision. Prior to investing, investors should read the Key Information Document (KID) and seek professional investment advice where appropriate. KIDs and the Prospectus are available in English at [momentum.co.uk](http://momentum.co.uk).

Harmony Portfolios are sub-funds of the MGF SICAV, which is domiciled in Luxembourg and regulated by the Commission de Surveillance du Secteur Financier. The fund conforms to the requirements of the European UCITS Directive. Either Momentum Global Investment Management Limited (MGIM) or FundRock Management Company S.A., the management company, may terminate arrangements for marketing under the denotification process in the new Cross-border Distribution Directive (Directive EU) 2019/1160. This financial promotion is issued by MGIM, who is the investment manager, Promoter and Distributor for the MGF SICAV. MGIM is registered in England and Wales No. 03733094. Registered Office: 3 More London Riverside, London SE1 2AQ. MGIM is authorised and regulated by the Financial Conduct Authority No. 232357.