

# Harmony Sterling Growth Fund (Class J)

29 November 2024

This is a marketing communication for professional advisors only

## Investment objective\*

The portfolio will be biased to investments in the United Kingdom, but could also hold investments outside this country.

The portfolio aims to provide capital growth in sterling terms but with a reduced level of volatility, via strategic exposures to a wide range of asset classes.

## Lead portfolio managers



Andrew Hardy  
Director of Investment  
Management

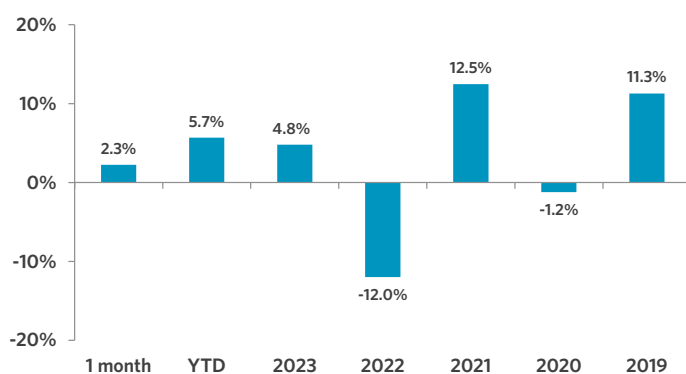


Alex Harvey  
Senior Portfolio Manager  
& Investment Strategist

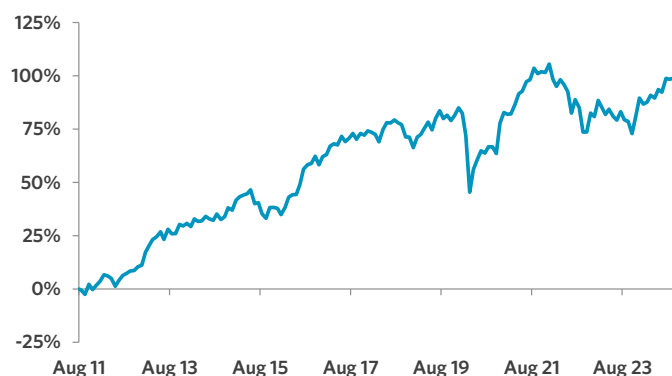


Lorenzo La Posta  
Portfolio Manager

## Fund performance\*\*



## Cumulative returns (since Fund inception, 12.08.2011)\*\*



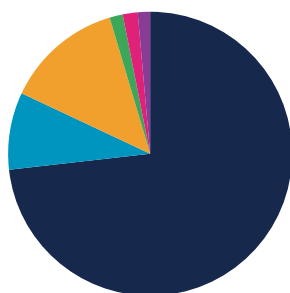
## Cumulative performance (%)\*\*

Performance	Mtd	Ytd	1 yr	3 yrs	5 yrs	Since inception
Cumulative	2.3	5.7	10.7	(0.6)	10.5	100.3
Annualised volatility						9.3

## Discrete annual performance (%)\*\*

Nov 23 - 24	Nov 22 - 23	Nov 21 - 22	Nov 20 - 21	Nov 19 - 20
10.7	(0.9)	(9.5)	13.4	(1.9)

## Strategy allocation



<b>Equities</b>	<b>73.2%</b>	<b>Fixed income</b>	<b>13.4%</b>
United Kingdom equity	51.2%	Emerging market debt	4.2%
Asia ex-Japan equity	7.8%	Investment grade credit	2.7%
North America equity	4.7%	Government bonds	2.4%
Japan equity	3.1%	High yield credit	1.8%
Europe ex-UK equity	2.5%	Asset backed securities	1.2%
Other equity	2.4%	Loans	1.1%
Australasia equity	1.5%	<b>Commodities</b>	<b>1.5%</b>
<b>Specialist assets</b>	<b>8.8%</b>	<b>Alternatives</b>	<b>1.7%</b>
Private equity	4.8%	<b>Cash &amp; equivalents</b>	<b>1.4%</b>
Infrastructure	2.6%		
Property	1.3%		
Specialist financials	0.3%		

## Manager commentary

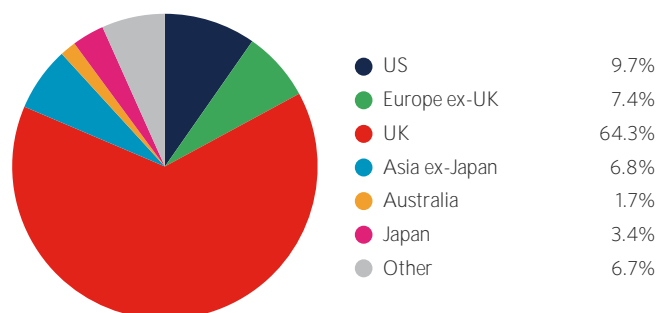
- » In November, US markets significantly outperformed the rest of the world, with the S&P 500 reaching a new record high and delivering its strongest monthly performance of 2024. European sovereign bonds also fared well as investors anticipated accelerated rate cuts from the ECB. However, there were some areas of weakness. French assets lagged due to concerns over the country's budget, while the Euro experienced its sharpest decline against the US dollar in 18 months, driven by speculation about potential new tariffs. Additionally, the dollar's strength, coupled with broader weakness in other regions, led to negative returns for nearly all non-USD denominated risk assets in USD terms during the month.
- » Against this backdrop, we left asset allocation and manager selection unchanged.

*Important Information - All data sourced from Momentum Global Investment Management, J.P. Morgan SE - Luxembourg Branch, Bloomberg Finance L.P. Allocations subject to change. \*There can be no assurance that the Fund will achieve its investment objective. Please refer to the Prospectus for full details of the Fund, its charges, the investment objective and investment policy. \*\*Performance figures prior to the inception date of the Class J share have been simulated to reflect its lower fees by adjusting the Harmony Sterling Growth Fund Class A share's past performance. The simulated performance is based on the performance of the longest track record share class since the fund launch. Past performance is not a guide to future performance.*

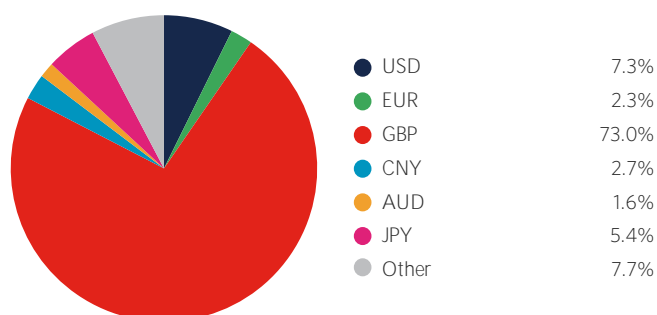
## Portfolio holdings - top 20

Holding	
IFSL Evenlode Income	16.4%
UK Direct Equities <sup>A</sup>	15.3%
TM Redwheel UK Equity Income	9.7%
iShares FTSE 100	6.7%
Curate Global Emerging Markets Equity	4.8%
HSBC Global Emerging Market Government Bond Index	4.2%
Jennison Global Equity Opportunities	3.1%
iShares Global Corp Bond	2.7%
Robeco Multi-Factor Global Equity	2.3%
iShares Core MSCI Europe GBP ETF	2.2%
iShares Core S&P 500 ETF	2.2%
Aikya Global Emerging Markets	2.0%
Hereford Bin Yuan Greater China	1.9%
Morant Wright Fuji Yield	1.8%
Neuberger Berman Uncorrelated Strategies	1.7%
WisdomTree Core Physical Gold ETC	1.5%
Cash	1.4%
iShares MSCI Australia	1.3%
iShares EUR Govt Bond Climate	1.3%
TwentyFour Income	1.2%

## Geographic allocation



## Currency allocation



## Key information

Investment manager	Momentum Global Investment Management
Currency	GBP
Inception date (Fund)	12 August 2011
Inception date (Class J)	02 February 2020
Structure	Part I Luxembourg 2010 Law (UCITS)

Minimum investment	USD 7,500 (GBP equivalent)
Investment horizon	6 years +
Subscriptions/redemptions	Daily
ISIN	LU2062918342
Price per share (NAV)	GBP 1.0952

**Important Information** - All data sourced from Momentum Global Investment Management, J.P. Morgan SE - Luxembourg Branch, Bloomberg Finance L.P. Allocations subject to change. The value of the underlying funds and the income generated from them can go down as well as up and is not guaranteed. Investors may not get back the original amount invested. The value of investments involving exposure to foreign currencies can be affected by currency exchange rate fluctuations. Past performance is not a guide to future performance. Performance is calculated on a total return basis, net of all fees. The Fund is not managed with reference to a benchmark, but its performance may be measured against one. Portfolio holdings include indirect holdings in Momentum GF Global Equity Fund. <sup>A</sup>Managed internally within Momentum's investment team. Full list of investments available on request.

This is a marketing communication. This document does not provide all the facts needed to make an informed investment decision. Prior to investing, investors should read the Key information Document (KID) and seek professional investment advice where appropriate. KIDs and the Prospectus are available in English at momentum.co.uk.

Harmony Portfolios are sub-funds of the MGF SICAV, which is domiciled in Luxembourg and regulated by the Commission de Surveillance du Secteur Financier. The fund conforms to the requirements of the European UCITS Directive. Either Momentum Global Investment Management Limited (MGIM) or FundRock Management Company S.A., the management company, may terminate arrangements for marketing under the denotification process in the new Cross-border Distribution Directive (Directive EU) 2019/1160. This financial promotion is issued by MGIM, who is the Investment manager, Promoter and Distributer for the MGF SICAV. MGIM is registered in England and Wales No. 03733094. Registered Office: The Rex Building, 62 Queen Street, London EC4R 1EB. MGIM is authorised and regulated by the Financial Conduct Authority No. 232357.