

Harmony Sterling Growth Fund (Class A-C)

31 October 2024

This is a marketing communication for professional advisors only

Investment objective*

The portfolio will be biased to investments in the United Kingdom, but could also hold investments outside this country.

The portfolio aims to provide capital growth in sterling terms but with a reduced level of volatility, via strategic exposures to a wide range of asset classes.

Lead portfolio managers



Andrew Hardy
Director of Investment
Management

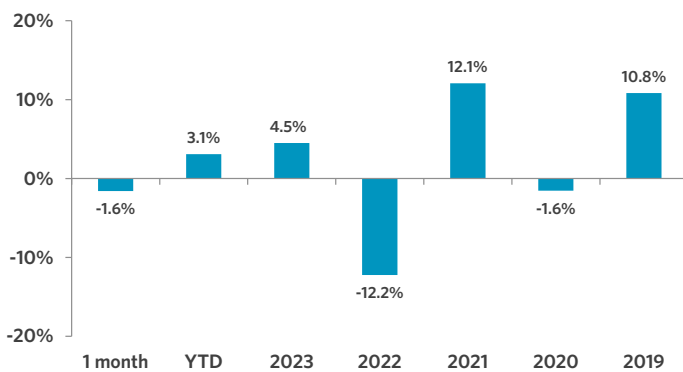


Alex Harvey
Senior Portfolio Manager
& Investment Strategist

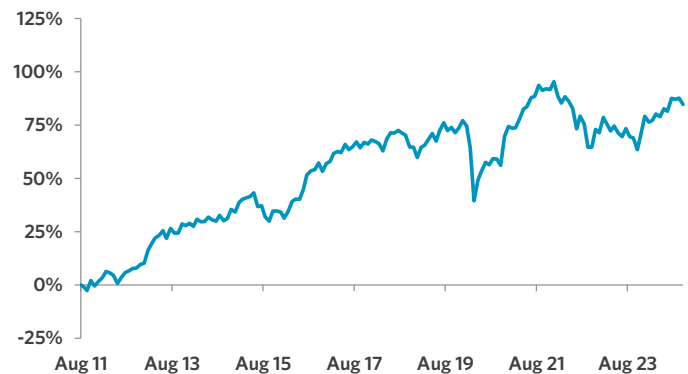


Lorenzo La Posta
Portfolio Manager

Fund performance (Class A)



Cumulative returns (Class A - since inception, 12.08.2011)



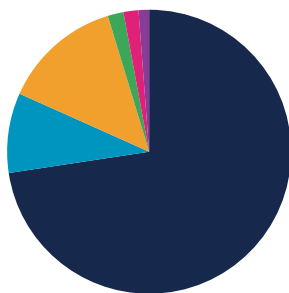
Cumulative performance (%) (Class A)

Performance	Mtd	Ytd	1 yr	3 yrs	5 yrs	Since inception
Cumulative	(1.6)	3.1	12.9	(3.8)	7.7	84.7
Annualised volatility						9.2

Discrete annual performance (%) (Class A)

Oct 23 - 24	Oct 22 - 23	Oct 21 - 22	Oct 20 - 21	Oct 19 - 20
12.9	(0.7)	(14.3)	23.0	(8.9)

Strategy allocation



Equities	72.6%	Fixed income	13.6%
United Kingdom equity	50.8%	Emerging market debt	4.2%
Asia ex-Japan equity	7.9%	Investment grade credit	2.7%
North America equity	4.7%	Government bonds	2.4%
Japan equity	3.1%	High yield credit	1.9%
Europe ex-UK equity	2.7%	Asset backed securities	1.2%
Other equity	2.0%	Loans	1.2%
Australasia equity	1.4%	Commodities	1.8%
Specialist assets	9.1%	Alternatives	1.7%
Private equity	4.8%	Cash & equivalents	1.2%
Infrastructure	2.8%		
Property	1.4%		
Specialist financials	0.3%		

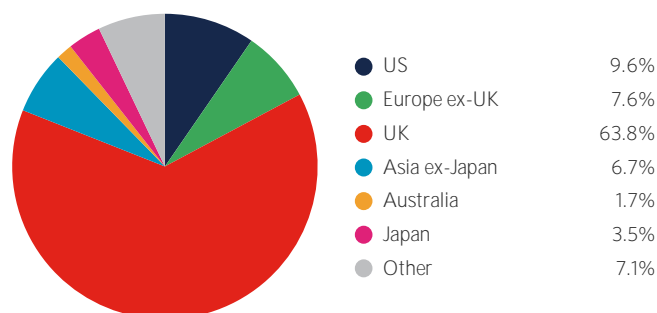
Manager commentary

- » In October, the most significant shift was a big rise in bond yields, reversing much of the move in Q3, which meant that bonds had a poor month, in turn weighing on valuations across most asset classes (with the notable exception of gold). Against this backdrop, trading activity was significant in October.
- » We added the Candriam Global High Yield fund, a strategy focused on the higher quality, less cyclical and more sustainable parts of the high yield fixed income universe which, coupled with falling inflation, easier monetary policy and a supportive macroeconomic environment, should deliver strong risk-adjusted returns.
- » Early in the month, we reduced the portfolio's duration by taking profits on some of the US Treasury allocation, which proved timely as bonds kept falling over the subsequent weeks.
- » We exited the First Sentier Japan Focus fund, as the fund is closing and the investment team leaving, and reinvested the proceeds in the Amundi Japan ETF, to keep unchanged our exposure to a market we are tactically positive on.
- » Finally, we took profits on some of our China allocation. After an incredible rally in late September and a consolidation in early October, we thought it prudent to monetize some and reinvest in other areas that had instead been left behind. We remain overweight China though, conscious that the stimuli and the commitment to the stock market we have seen from the Party and the central bank will provide long-term tailwind to the market.

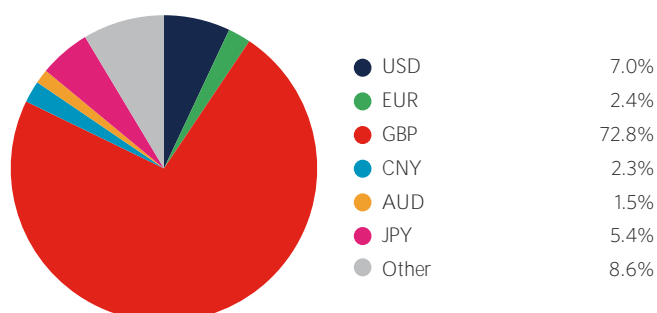
Portfolio holdings - top 20

Holding	
IFSL Evenlode Income	16.1%
UK Direct Equities ^A	15.0%
TM Redwheel UK Equity Income	9.6%
iShares FTSE 100	6.6%
Curate Global Emerging Markets Equity	4.9%
HSBC Global Emerging Market Government Bond Index	4.2%
Jennison Global Equity Opportunities	3.0%
Robeco Multi-Factor Global Equity	2.8%
iShares Global Corp Bond	2.7%
iShares Core MSCI Europe GBP ETF	2.3%
iShares Core S&P 500 ETF	2.1%
Hereford Bin Yuan Greater China	2.0%
Aikya Global Emerging Markets	2.0%
WisdomTree Core Physical Gold ETC	1.8%
Morant Wright Fuji Yield	1.7%
Neuberger Berman Uncorrelated Strategies	1.7%
iShares EUR Govt Bond Climate	1.3%
iShares MSCI Australia	1.3%
Sequoia Economic Infrastructure Income	1.2%
TwentyFour Income	1.2%

Geographic allocation



Currency allocation



Key information

Investment manager	Momentum Global Investment Management
Currency	GBP
Inception date	12 August 2011
Structure	Part I Luxembourg 2010 Law (UCITS)
Minimum investment	USD 7,500 (GBP equivalent)
Investment horizon	6 years +
MGF AUM	GBP 3,353.1 million
Sterling Growth Fund AUM	GBP 58.6 million

Subscriptions/redemptions	Daily
ISIN A Class	LU0651985680
ISIN B Class	LU0651985763
ISIN C Class	LU0651985847
Price per share (NAV) A Class	GBP 1.8875
Price per share (NAV) B Class	GBP 1.9031
Price per share (NAV) C Class	GBP 1.8079

Important Information - All data sourced from Momentum Global Investment Management, J.P. Morgan SE - Luxembourg Branch, Bloomberg Finance L.P. Allocations subject to change. The value of the underlying funds and the income generated from them can go down as well as up and is not guaranteed. Investors may not get back the original amount invested. The value of investments involving exposure to foreign currencies can be affected by currency exchange rate fluctuations. Past performance is not a guide to future performance. Performance is calculated on a total return basis, net of all fees. The Fund is not managed with reference to a benchmark, but its performance may be measured against one. Portfolio holdings include indirect holdings in Momentum GF Global Equity Fund. ^AManaged internally within Momentum's investment team. Full list of investments available on request.

This is a marketing communication. This document does not provide all the facts needed to make an informed investment decision. Prior to investing, investors should read the Key Information Document (KID) and seek professional investment advice where appropriate. KIDs and the Prospectus are available in English at momentum.co.uk.

Harmony Portfolios are sub-funds of the MGF SICAV, which is domiciled in Luxembourg and regulated by the Commission de Surveillance du Secteur Financier. The fund conforms to the requirements of the European UCITS Directive. Either Momentum Global Investment Management Limited (MGIM) or FundRock Management Company S.A., the management company, may terminate arrangements for marketing under the denotification process in the new Cross-border Distribution Directive (Directive EU) 2019/1160. This financial promotion is issued by MGIM, who is the Investment manager, Promoter and Distributer for the MGF SICAV. MGIM is registered in England and Wales No. 03733094. Registered Office: The Rex Building, 62 Queen Street, London EC4R 1EB. MGIM is authorised and regulated by the Financial Conduct Authority No. 232357.