

# Harmony Sustainable Growth Fund (Class E GBP)

30 September 2024

This is a marketing communication for professional advisors only

## Investment objective\*

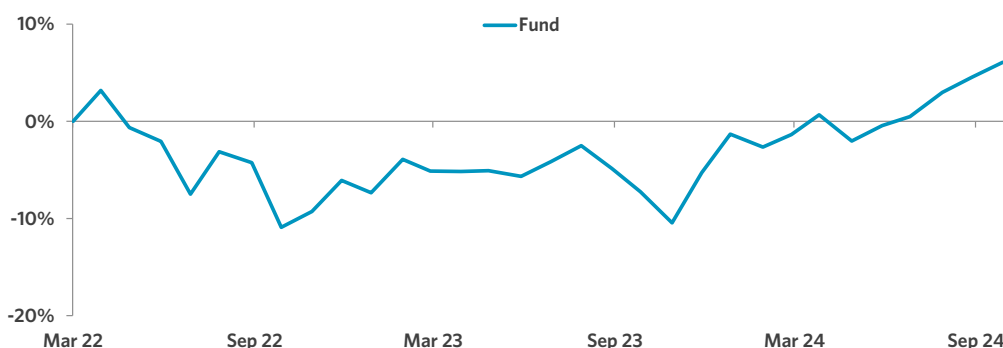
To provide capital growth in US Dollar terms but with a reduced level of volatility via strategic exposures to a wide range of asset classes. The Fund aims for a better sustainability profile compared to relevant broad market indices for the majority of asset class exposures by integrating ESG (i.e. Environmental, Social and corporate Governance) factors.

The Sub-fund takes sustainability risk and ESG characteristics into account as part of its selection process. In that respect, the Sub-fund promotes environmental and/or social characteristics within the meaning of Article 8 of SFDR. For the assessment, areas like corporate strategy, corporate governance, transparency and the product and service range of a company are taken into account. More information can be found in the Prospectus.

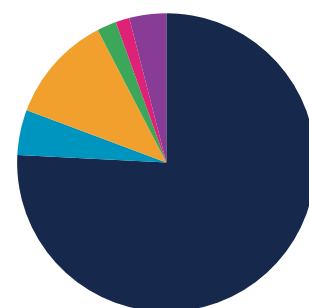
## Manager commentary

- » In September, markets were all about central banks as the long awaited first cut by the Federal Reserve came. Equities saw a correction in the first week, but mostly recovered ground and ended the month in positive territory. In local currency terms, the US outperformed, Europe was about flat, and UK and Japan were slightly negative. Global bonds ended the month in positive territory, and gold was once again the best performer. Property and infrastructure also delivered strong gains, ahead of global equities. The notable market development was the surprise policy announcement from the People's Bank of China, that with strong monetary and fiscal stimuli spurred an aggressive rally in local equities, just before month end.
- » Against this backdrop, we left the portfolios' asset allocation and manager selection roughly unchanged.

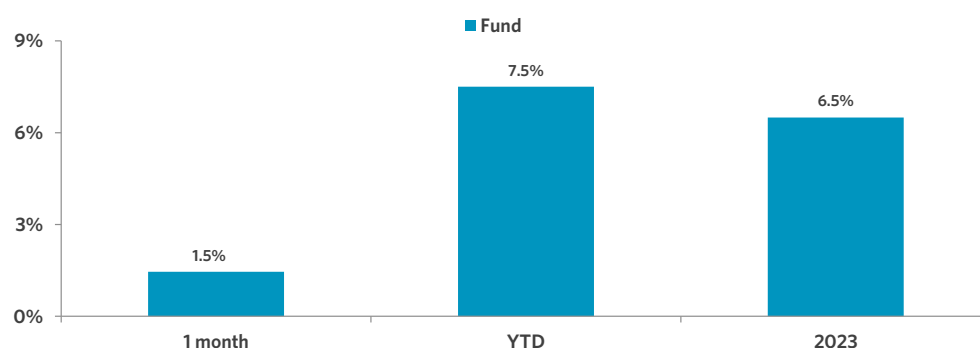
## Cumulative returns (since inception, 03.03.2022)



## Strategy allocation



## Fund performance



## Cumulative performance (%)

Mtd	Ytd	1 yr	3 yrs	5 yrs	Since inception
1.5	7.5	14.4	-	-	6.1

## Discrete annual performance (%)

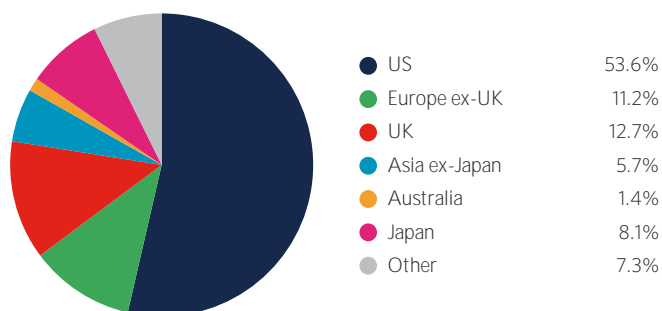
Sep 23 - 24	Sep 22 - 23	Sep 21 - 22	Sep 20 - 21	Sep 19 - 20	Annualised volatility
14.4	4.1	-	-	-	10.4

Equities	75.8%
North America equity	45.5%
Japan equity	8.0%
Europe ex-UK equity	7.9%
Asia ex-Japan equity	6.4%
United Kingdom equity	5.2%
Other equity	1.7%
Australasia equity	1.1%
Specialist assets	4.9%
Infrastructure	4.9%
Fixed income	11.7%
Investment grade credit	3.8%
Government bonds	3.1%
Emerging market debt	2.9%
Convertible bonds	1.0%
Loans	0.8%
High yield credit	0.1%
Commodities	2.1%
Alternatives	1.5%
Cash & equivalents	4.0%

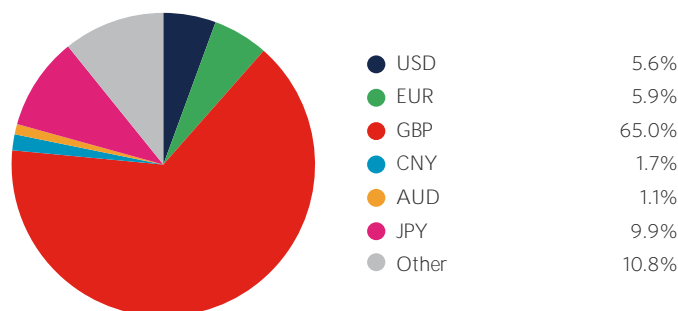
### Portfolio holdings

<b>Equities</b>	<b>75.8%</b>
Robeco QI Global Sustainable Equity	17.4%
Lyrical Global Impact Value Equity Strategy	10.5%
Morgan Stanley Global Sustain	10.3%
Evenlode Global Opportunities	9.8%
Schroder Global Sustainable Value Equity	9.7%
Aikya Global Emerging Markets	5.2%
FSSA Japan Focus	4.3%
RobecoSAM QI US Climate Beta Equities	3.6%
IFSL Evenlode Income	2.8%
Sands Capital Emerging Markets Growth	2.1%
Lyrical Global Value Equity Strategy	0.1%
<b>Specialist assets</b>	<b>4.9%</b>
JLEN Environmental Assets Group	1.3%
Greencoat UK Wind	1.3%
Cordiant Digital Infrastructure	1.2%
Gore Street Energy Storage	1.1%
<b>Fixed Income</b>	<b>11.7%</b>
iShares Global Aggregate Bond ESG ETF	3.8%
iShares JP Morgan ESG USD Emerging Bond	2.9%
US Treasury Bonds	2.1%
Redwheel Global Convertibles	1.0%
iShares EUR Govt Bond Climate	1.0%
Sequoia Economic Infrastructure Income	0.8%
Candriam Global High Yield	0.1%
<b>Commodities</b>	<b>2.1%</b>
WisdomTree Core Physical Gold ETC	2.1%
<b>Alternatives</b>	<b>1.5%</b>
Neuberger Berman Uncorrelated Strategies	1.5%
<b>Cash &amp; equivalents</b>	<b>4.0%</b>
Cash	4.0%

### Geographic allocation



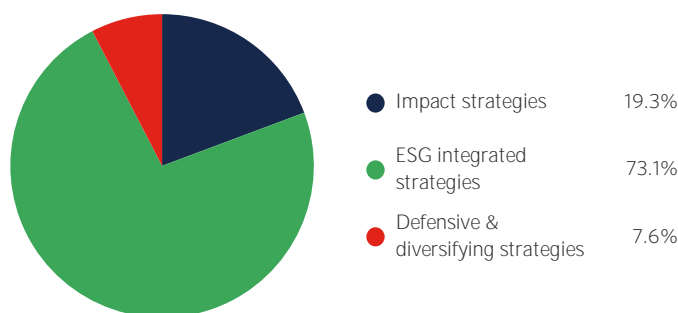
### Currency allocation



### Key information

Investment manager	Momentum Global Investment Management
Currency	GBP
Inception date	03 March 2022
Minimum investment	USD 250,000
Investment horizon	6 years +
Subscriptions/redemptions	Daily
ISIN	LU2377865212
SFDR classification	Article 8
Peer group	tbc
Price per share (NAV)	GBP 1.0607

### Sustainability breakdown\*\*\*



*Important Information - All data sourced from Momentum Global Investment Management, J.P. Morgan SE - Luxembourg Branch, Bloomberg Finance L.P. Allocations subject to change. The value of the underlying funds and the income generated from them can go down as well as up and is not guaranteed. Investors may not get back the original amount invested. The value of investments involving exposure to foreign currencies can be affected by currency exchange rate fluctuations. Past performance is not a guide to future performance. Performance is calculated on a total return basis, net of all fees. The Fund is not managed with reference to a benchmark, but its performance may be measured against one. Portfolio holdings include indirect holdings in Momentum GF Global Sustainable Equity Fund. \*\*\*Impact strategies are those with sustainability as investment objective and categorized as Article 9 under EU SFDR when applicable. ESG integrated strategies are those with environmental, social and governance factors integrated in the investment process, but not with sustainability as investment objective, and often categorized as Article 8 under EU SFDR when applicable. Defensive and diversifying strategies are those not assessed against ESG criteria, that are necessary in the portfolio to ensure adequate risk management and diversification. Further information about the sustainability-related aspects of the sub-fund is available at [www.momentum.co.uk/regulatory-disclosures](http://www.momentum.co.uk/regulatory-disclosures).*

*This is a marketing communication. This document does not provide all the facts needed to make an informed investment decision. The decision to invest in the Fund should take into account all the characteristics or objectives of the Fund as described in its Prospectus. Prior to investing, investors should read the Key Information Document (KID) and seek professional investment advice where appropriate. KIDs and the Prospectus are available in English at [momentum.co.uk](http://momentum.co.uk).*

*Harmony Portfolios are sub-funds of the MGF SICAV, which is domiciled in Luxembourg and regulated by the Commission de Surveillance du Secteur Financier. The fund conforms to the requirements of the European UCITS Directive. Either Momentum Global Investment Management Limited (MGIM) or FundRock Management Company S.A., the management company, may terminate arrangements for marketing under the denotification process in the new Cross-border Distribution Directive (Directive EU) 2019/1160. This financial promotion is issued by MGIM, who is the Investment manager, Promoter and Distributor for the MGF SICAV. MGIM is registered in England and Wales No. 03733094. Registered Office: The Rex Building, 62 Queen Street, London EC4R 1EB. MGIM is authorised and regulated by the Financial Conduct Authority No. 232357.*