

Harmony US Dollar Balanced Fund (Class E)

31 January 2024

This is a marketing communication for professional advisors only

Investment objective*

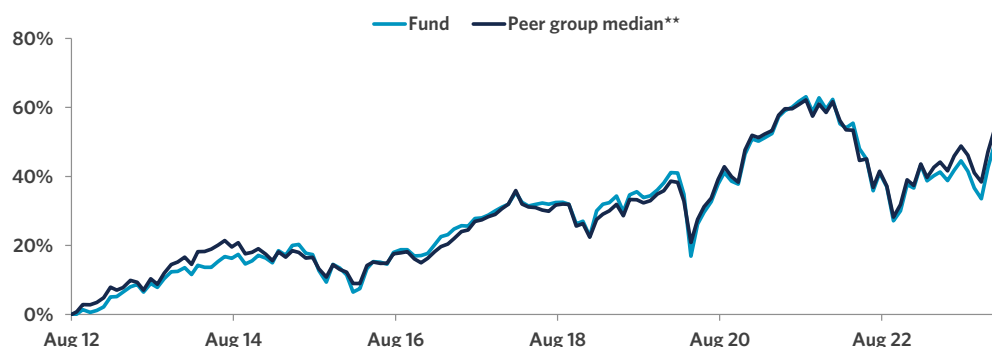
The portfolio will be biased to investments in the United States, but could also hold investments outside this country.

The portfolio aims to provide a balance between capital preservation and capital growth in US dollars with a reduced level of volatility, via strategic exposures to a wide range of asset classes.

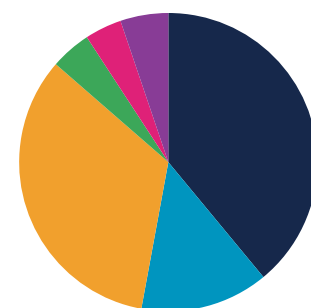
Manager commentary

- » Markets began to consolidate in January and returns ended the month in a more mixed fashion, compared to the ' (almost) everything rally ' seen in Q4 2023. Global developed and US equities both continued their momentum to reach all-time highs, returning 1.2% and 1.7% respectively. Equity markets in Asia continued to show limited signs of agreement, with Japan posting a 7.8% return, while further challenges in China impacted Emerging Asia, falling 5.2%. UK equities ended the month down 1% after some varied data prints, while European equities outperformed, returning 1.9%. After the bond market rally in December, markets took a step back with global bonds declining 1.3%, following a re-assessment of 2024 interest rate projections. Despite a shaky start, credit markets ended the month undisturbed with a slight 0.2% decline in investment grade. In commodities, a tumultuous month geopolitically, led to a 6.1% rise in oil.
- » Against this backdrop, we left manager selection and asset allocation unchanged in the portfolio, after a very active last month of the year.

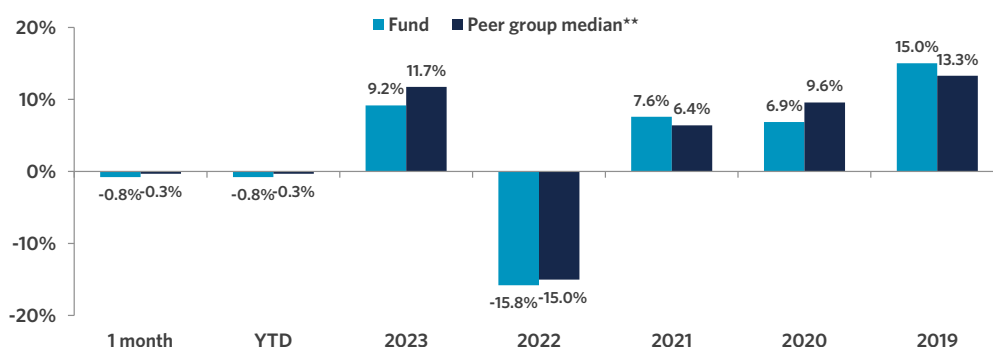
Cumulative returns (since inception, 06.08.2012)



Strategy allocation



Fund performance



Cumulative performance (%)

Mtd	Ytd	1 yr	3 yrs	5 yrs	Since inception
(0.8)	(0.8)	3.2	(1.5)	13.8	48.0

Discrete annual performance (%)

Jan 23 - 24	Jan 22 - 23	Jan 21 - 22	Jan 20 - 21	Jan 19 - 20	Annualised volatility
3.2	(7.7)	3.3	6.6	8.4	9.6

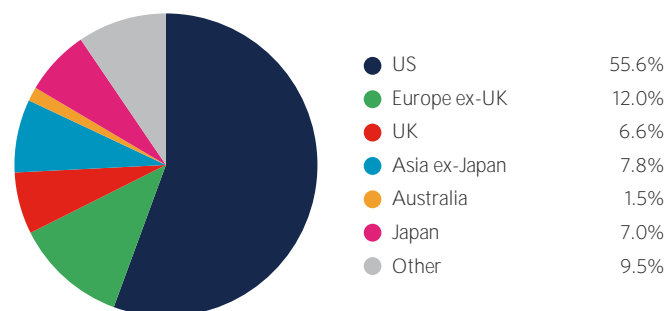
Equities	39.0%
North America equity	26.2%
Japan equity	6.0%
Asia ex-Japan equity	3.2%
Europe ex-UK equity	2.2%
United Kingdom equity	0.6%
Other equity	0.4%
Australasia equity	0.4%
Specialist assets	13.9%
Infrastructure	6.2%
Property	5.6%
Specialist financials	1.1%
Private equity	1.0%
Fixed income	33.5%
Government bonds	13.6%
Emerging market debt	9.2%
High yield credit	4.2%
Loans	2.6%
Asset backed securities	2.3%
Convertible bonds	1.6%
Commodities	4.4%
Alternatives	4.0%
Cash & equivalents	5.2%

Important Information - All data sourced from Momentum Global Investment Management, JP Morgan Bank (Luxembourg) S.A., Bloomberg Finance L.P. Allocations subject to change. *There can be no assurance that the Fund will achieve its investment objective. Please refer to the Prospectus for full details of the Fund, its charges, the investment objective and investment policy. **The Peer group median return is a composite of (i) global peers and (ii) local peers, in the ratio 1:2. This weighting methodology is consistent with the "normal" asset allocation of the Fund, with a two-thirds bias towards "home" country assets and currencies. Past performance is not a guide to future performance.

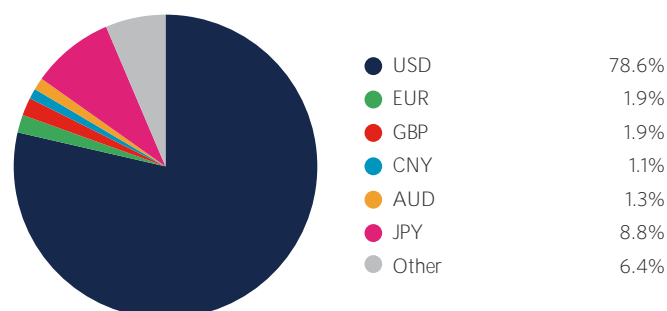
Portfolio holdings

Equities	39.0%
Robeco Multi-Factor Global Equity	5.3%
Morgan Stanley Global Brands	5.0%
Vulcan Value Equity	4.3%
Robeco QI US Conservative Equities	3.3%
Morant Wright Fuji Yield	3.3%
Lyrical US Value Equity	3.1%
Allspring US All Cap Growth	2.2%
FSSA Japan Focus	1.8%
Morgan Stanley Global Sustain	1.6%
Hereford Bin Yuan Greater China	1.4%
Granahan US Focused Growth	1.3%
Jennison Global Equity Opportunities	1.2%
Dimensional Emerging Markets Value	1.1%
Sands Capital Emerging Markets Growth	1.0%
Robeco QI US Enhanced Index Equities	0.9%
Artisan Global Value	0.5%
Hotchkis & Wiley Global Value	0.5%
Paradice Global SMID Cap	0.4%
Contrarius Global Equity	0.3%
Rainier International SMID Cap Growth	0.3%
Sands Capital Global Leaders	0.2%
Specialist assets	13.9%
iShares Developed Real Estate Index	5.6%
Maple-Brown Abbott Global Infrastructure	4.6%
Hipgnosis Songs	1.0%
Chrysalis Investments	1.0%
International Public Partnerships	0.9%
Cordiant Digital Infrastructure	0.4%
Digital 9 Infrastructure	0.3%
Fair Oaks Income	0.1%
Fixed Income	33.5%
US Treasury Bonds	9.2%
Jupiter Global Emerging Markets Short Duration Bond	4.5%
iShares EUR Govt Bond Climate	4.4%
iShares Emerging Markets Government Bond Index	4.2%
Artemis Short-Dated Global High Yield Bond	2.7%
Sequoia Economic Infrastructure Income	2.6%
TwentyFour Income	2.3%
Redwheel Asia Convertibles (USD hedged)	1.6%
Jupiter Financial Contingent Capital	1.5%
Ashmore Emerging Markets Asian High Yield Debt	0.5%
Commodities	4.4%
iShares Physical Gold ETC	3.5%
iShares Gold Producers ETF	0.9%
Alternatives	4.0%
Neuberger Berman Uncorrelated Strategies	4.0%
Cash & equivalents	5.2%
Cash	5.2%

Geographic allocation



Currency allocation



Key information

Investment manager	Momentum Global Investment Management
Currency	USD
Inception date	08 August 2012
Minimum investment	USD 250,000
Investment horizon	5 years +
Subscriptions/redemptions	Daily
ISIN	LU0795381242
Peer group source	Bloomberg Finance L.P.
Price per share (NAV)	USD 1.4802

Important Information - All data sourced from Momentum Global Investment Management, JP Morgan Bank (Luxembourg) S.A., Bloomberg Finance L.P. Allocations subject to change. The value of the underlying funds and the income generated from them can go down as well as up and is not guaranteed. Investors may not get back the original amount invested. The value of investments involving exposure to foreign currencies can be affected by currency exchange rate fluctuations. Past performance is not a guide to future performance. Performance is calculated on a total return basis, net of all fees. The Fund is not managed with reference to a benchmark, but its performance may be measured against one. The Peer group median return is a composite of (i) global peers and (ii) local peers, in the ratio 1:2. This weighting methodology is consistent with the "normal" asset allocation of the Fund, with a two-thirds bias towards "home" country assets and currencies. Portfolio holdings include indirect holdings in Momentum GF Global Equity Fund.

This is a marketing communication. This document does not provide all the facts needed to make an informed investment decision. Prior to investing, investors should read the Key information Document (KID) and seek professional investment advice where appropriate. KIDs and the Prospectus are available in English at momentum.co.uk.

Harmony Portfolios are sub-funds of the Momentum Global Funds SICAV, which is domiciled in Luxembourg and regulated by the Commission de Surveillance du Secteur Financier. The fund conforms to the requirements of the European UCITS Directive. Either Momentum Global Investment Management Limited (MGIM) or FundRock Management Company S.A., the management company, may terminate arrangements for marketing under the denotification process in the new Cross-border Distribution Directive (Directive EU) 2019/1160. This financial promotion is issued by MGIM, who is the Investment manager, Promoter and Distributor for the Momentum Global Funds SICAV. MGIM is registered in England and Wales No. 03733094. Registered Office: The Rex Building, 62 Queen Street, London EC4R 1EB. MGIM is authorised and regulated by the Financial Conduct Authority No. 232357.