

# Momentum GF Global Equity Fund (Class J)

month ended 31 December 2024

## Fund details

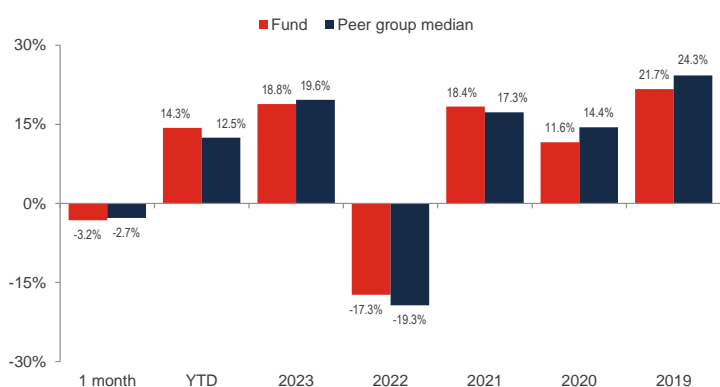
Investment manager: <b>Momentum Global Investment Management</b>	Currency: <b>USD</b>	Inception date (UCITS): <b>16 December 2019</b>
Investment timeframe: <b>7 years +</b>	ISIN: <b>LU2000524558</b>	Inception date (Class J): <b>12 January 2022</b>
Structure: <b>SICAV - Part I Luxembourg 2010 Law (UCITS)</b>	Minimum investment: <b>USD 7,500</b>	Price per share: <b>USD 112.81</b>
Benchmark: <b>MSCI World NR USD</b>	Subscriptions / redemptions: <b>daily</b>	MGF AUM: <b>USD 3,380.2 million</b>
Peer group: <b>Morningstar EAA Fund Global Large-Cap Blend Equity</b>	Website: <b>momentum.co.uk</b>	Global Equity Fund AUM <b>USD 1,131.9 million</b>

## Investment objective

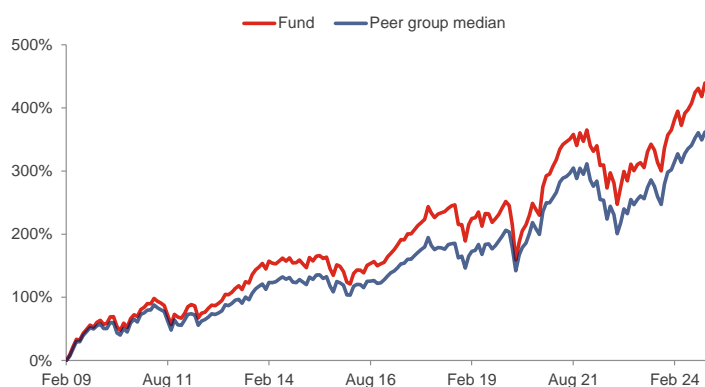
The Fund aims to outperform the MSCI World Index over a rolling 3-year period by investing in a diversified portfolio substantially consisting of shares (equities) listed on international stock exchanges. There is no guarantee that this objective will be achieved over the indicated period, or any other period, and the capital value of the Fund is at risk. The Fund will be actively managed and may be substantially invested in securities contained in the MSCI World Index as a result of such active management. However, the performance of the MSCI World Index will be without direct impact on the portfolio. Any income generated will be reinvested.

Please refer to the Prospectus for full details of the fund, its charges, the investment objective and investment policy.

## Fund performance (composite basis, since 28 February 2009)<sup>1</sup>



## Cumulative returns (composite basis, since 28 February 2009)<sup>1</sup>



## Investment statistics (composite basis, since 28 February 2009)<sup>1</sup>

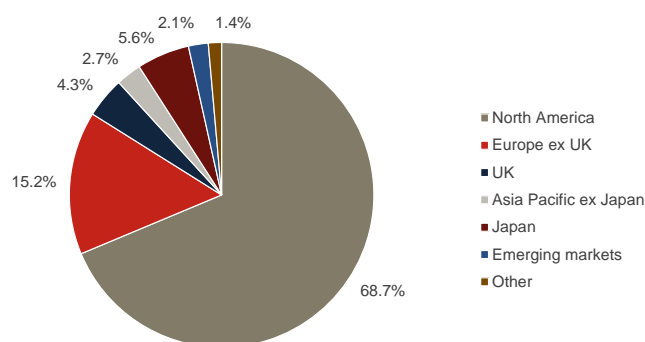
	Cumulative	Annualised
Current month return	-3.2%	-
Year-to-date return	14.3%	-
1 year return	14.3%	-
3 year return	12.4%	4.0%
5 year return	48.4%	8.2%
Since inception return	422.4%	11.0%

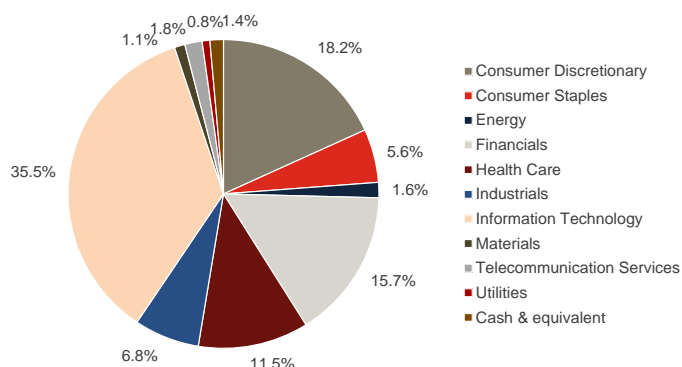
Annualised volatility:	15.8%
------------------------	-------

The value of the underlying funds and the income generated from them can go down as well as up, and is not guaranteed. Investors may not get back the original amount invested. The value of investments involving exposure to foreign currencies can be affected by currency exchange rate fluctuations. Past performance is not a guide to future performance.

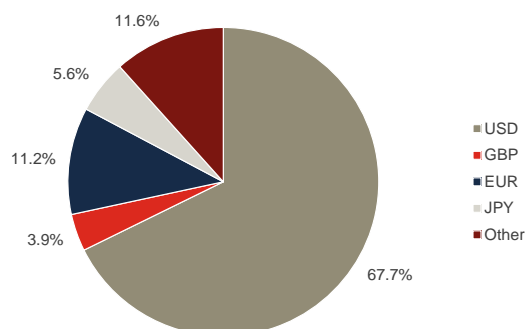
## Regional allocation



## Sector allocation



## Currency allocation



Sources: FactSet, Morningstar, Momentum Global Investment Management, J.P. Morgan SE - Luxembourg Branch. Allocations subject to change.

<sup>1</sup> Historical performance, figures prior to 12.06.2020, when Momentum IF Global Equity Fund (MIF GEF) merged into the UCITS structure to combine with Momentum GF Global Equity Fund (MGF GEF), and prior to the launch of MGF GEF J on 12.01.2022 comprises four components: i) between 28.02.2009 and 16.12.2019 performance figures reflect MIF GEF A; ii) between 16.12.2019 and 09.01.2020 the performance figures are a composite of MIF GEF A and MGF GEF I on an asset-weighted basis; iii) between 09.01.2020 and 11.06.2020 the performance figures are a composite of MIF GEF A and MGF GEF A on an asset-weighted basis; iv) between 11.06.2020 and 31.07.2020 the performance figures reflect MGF GEF A. Historical performance figures for MIF GEF A, MGF GEF I and MGF GEF A have been adjusted to incorporate the prevailing fees for MGF GEF J.

## ■ Top 15 holdings

Holding	Sector	Weight
Apple Inc	IT Hardware	2.7%
Microsoft Corporation	IT Software	2.6%
NVIDIA Corporation	IT Hardware	2.4%
Alphabet Inc A	IT Software	1.9%
Meta Platforms Inc A	IT Software	1.8%
Amazon.com Inc	Consumer Products & Retail	1.6%
SAP SE	IT Software	1.2%
Progressive Corporation	Insurance	1.0%
Netflix Inc	IT Software	1.0%
Visa Inc A	Consumer Services	0.9%
ServiceNow Inc	IT Software	0.9%
Procter & Gamble Company	Consumer Staples	0.9%
Taiwan Semiconductor Manufacturing Co	IT Hardware	0.9%
Aon Plc A	Insurance	0.7%
Coca-Cola Company	Consumer Staples	0.6%

Source: FactSet, Momentum Global Investment Management.

## ■ Manager commentary

In December 2024, the Momentum GF Global Equity Fund fell by 3.2% in US dollar terms, underperforming the MSCI World Index, which fell by 2.6%.

December was a strong month for growth and large-cap stocks relative to other styles. The MSCI World Growth index was up 1% over the month, while all other styles were negative, including value (-6%), quality (-3%), and minimum volatility (-5%). Once again, this market was driven by the Magnificent Seven stocks, with Tesla (+17%), Alphabet (+12%) and Apple (+5.5%) leading the way. The Portfolio has around 13% allocated to the Magnificent Seven, so it benefited in an absolute sense. However, as the index remains incredibly concentrated with over a 23% allocation to these seven stocks, they were the most significant contributors to the negative relative performance.

Positive contributors to performance came from European banks, with UniCredit (+4%), Societe Generale (+6%), and BNP Paribas (+2.5%) performing well as profits remained strong and speculation around M&A activity increased. Energy stocks were under pressure during the month as oil prices remained near two-year lows. However, the Fund's underweight position and positive stock selection in this sector added around 11 basis points of alpha.

Source: Bloomberg Finance LP, Momentum Global Investment Management.

## ■ Important Information

The value of the underlying funds and the income generated from them can go down as well as up, and is not guaranteed. Investors may not get back the original amount invested. Past performance is not a guide to future performance. Performance is calculated on a total return basis, net of all fees.

The Momentum IF Global Equity Fund merged with Momentum GF Global Equity Fund on 11 June 2020. Both funds are managed to the same strategy and were running in parallel between 16 December 2019 and 11 June 2020. The Momentum GF Global Equity Fund is a sub-fund of MGF SICAV, a Luxembourg-registered Société d'Investissement à Capital Variable (SICAV), organised under Luxembourg Law of 2010.

This is a marketing communication. This document does not provide all the facts needed to make an informed investment decision. Prior to investing, investors should read the Key Information Document (KID) and seek professional investment advice where appropriate. KIDs and the Prospectus are available in English at [momentum.co.uk](https://momentum.co.uk).

This Fund is a sub-fund of the MGF SICAV, which is domiciled in Luxembourg and regulated by the Commission de Surveillance du Secteur Financier. The Fund conforms to the requirements of the European UCITS Directive. Either Momentum Global Investment Management Limited (MGIM) or FundRock Management Company S.A. [the management company] may terminate arrangements for marketing under the denotification process in the new Cross-border Distribution Directive (Directive EU) 2019/1160. This financial promotion is issued by MGIM who, is the Investment Manager, Promoter and Distributer for the MGF SICAV. MGIM is registered in England and Wales No. 03733094. Registered Office: The Rex Building, 62 Queen Street, London EC4R 1EB. MGIM is authorised and regulated by the Financial Conduct Authority No. 232357.