

Momentum GF Global Equity Fund (Class H GBP)

month ended 28 February 2025

Fund details

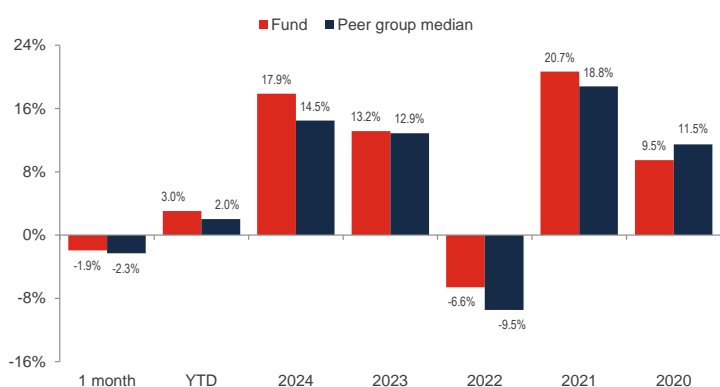
Investment manager: Momentum Global Investment Management	Currency: GBP	Inception date (UCITS): 16 December 2019
Investment timeframe: 7 years +	ISIN: LU2426956079	Inception date (Class H): 10 July 2020
Structure: SICAV - Part I Luxembourg 2010 Law (UCITS)	Minimum investment: USD 1,500,000 (GBP equivalent)	Price per share: GBP 128.97
Benchmark: MSCI World NR GBP	Subscriptions / redemptions: daily	MGF AUM: GBP 2,732.3 million
Peer group: Morningstar EAA Fund Global Large-Cap Blend Equity	Website: momentum.co.uk	Global Equity Fund AUM: GBP 914.1 million

Investment objective

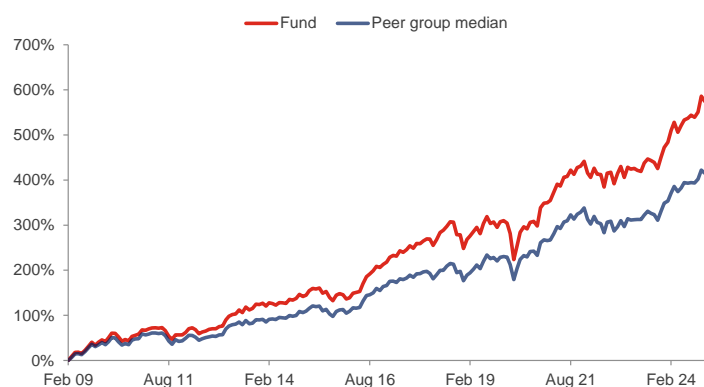
The Fund aims to outperform the MSCI World Index over a rolling 3-year period by investing in a diversified portfolio substantially consisting of shares (equities) listed on international stock exchanges. There is no guarantee that this objective will be achieved over the indicated period, or any other period, and the capital value of the Fund is at risk. The Fund will be actively managed and may be substantially invested in securities contained in the MSCI World Index as a result of such active management. However, the performance of the MSCI World Index will be without direct impact on the portfolio. Any income generated will be reinvested.

Please refer to the Prospectus for full details of the fund, its charges, the investment objective and investment policy.

Fund performance (composite basis, since 28 February 2009)¹



Cumulative returns (composite basis, since 28 February 2009)¹



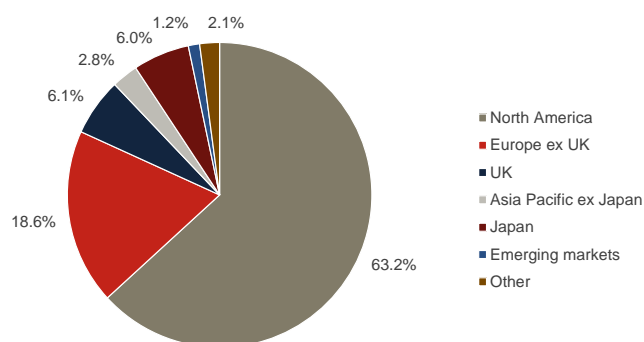
Investment statistics (composite basis, since 28 February 2009)¹

	Cumulative	Annualised
Current month return	-1.9%	-
Year-to-date return	3.0%	-
1 year return	13.9%	-
3 year return	37.4%	11.2%
5 year return	82.3%	12.8%
Since inception return	595.1%	12.9%

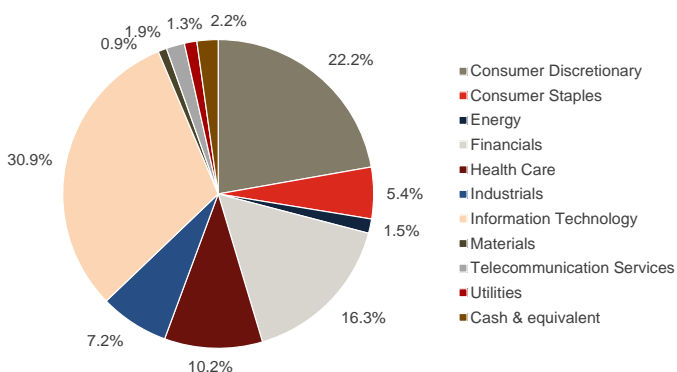
Annualised volatility:	12.6%
------------------------	-------

The value of the underlying funds and the income generated from them can go down as well as up, and is not guaranteed. Investors may not get back the original amount invested. The value of investments involving exposure to foreign currencies can be affected by currency exchange rate fluctuations. Past performance is not a guide to future performance.

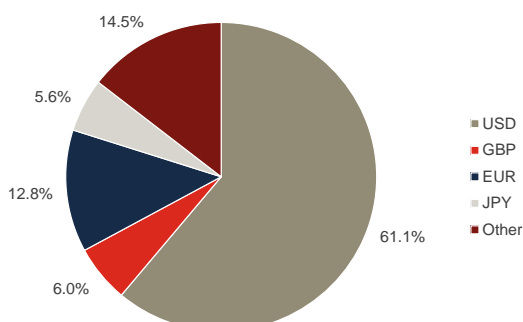
Regional allocation



Sector allocation



Currency allocation



Sources: FactSet, Morningstar, Momentum Global Investment Management, J.P. Morgan SE - Luxembourg Branch. Allocations subject to change.

¹ Historical performance, figures prior to 12.06.2020, when Momentum IF Global Equity Fund (MIF GEF) merged into the UCITS structure to combine with Momentum GF Global Equity Fund (MGF GEF), and prior to the launch of MGF GEF H GBP, 29.09.2023, have been simulated and comprises five components: i) between 28.02.2009 and 16.12.2019 performance figures reflect MIF GEF A USD; ii) between 17.12.2019 and 09.01.2020 the performance figures are a composite of MIF GEF A USD and MGF GEF I USD on an asset-weighted basis; iii) between 10.01.2020 and 11.06.2020 the performance figures are a composite of MIF GEF A USD and MGF GEF A USD on an asset-weighted basis; iv) between 12.06.2020 and 31.07.2020 the performance figures reflect MGF GEF A USD; v) between 01.08.2020 and the launch of MGF GEF H GBP the performance figures reflect MGF GEF H USD. Historical performance figures for MIF GEF A USD, MGF GEF I USD and MGF GEF A USD have been adjusted to incorporate the prevailing fees for MGF GEF H GBP and are shown in GBP terms.

■ Top 15 holdings

Holding	Sector	Weight
Apple Inc	IT Hardware	2.3%
Amazon.com Inc	Consumer Products & Retail	1.9%
NVIDIA Corporation	IT Hardware	1.8%
Alphabet Inc A	IT Software	1.7%
Meta Platforms Inc A	IT Software	1.6%
Microsoft Corporation	IT Software	1.6%
Mastercard Incorporated A	Consumer Services	1.1%
Progressive Corporation	Insurance	1.1%
Hermes International SCA	Consumer Products & Retail	1.0%
Johnson & Johnson	Health Care	0.9%
Wolters Kluwer NV	IT Software	0.8%
Netflix Inc	IT Software	0.8%
RELX PLC	Consumer Services	0.8%
Marsh & McLennan Companies Inc	Insurance	0.7%
Spotify Technology SA	IT Software	0.7%

Source: FactSet, Momentum Global Investment Management.

■ Manager commentary

In February 2025, the Momentum GF Global Equity Fund fell 1.9% in GBP terms, outperforming the MSCI World Index, which fell 2.0%.

The market remained concerned about US equities due to the potential impact of trade tariffs and the sustainability of earnings from stocks that have benefited from the AI theme.

As a result, European equities had another strong month, rising 3.4% in dollar terms, while the S&P 500 fell 1.3%. From a sector perspective, Consumer Discretionary was the worst performer, falling 6.7%, whereas Consumer Staples gained 4.8%, highlighting market concerns over consumer spending and increasing recession risk. Amazon (-10.7%) and Tesla (-27.6%), both in the Consumer Discretionary sector, were significant contributors to the sector's negative return. The fund is underweight in both stocks.

From a style perspective, Minimum Volatility and High Dividend were the leaders, up 3.4% and 3.2%, respectively, whereas Growth was the laggard, falling 2.8%. This indicates that the market is prioritizing current cash flows over speculating on future earnings growth.

The Portfolio performed well in this more defensive environment. The continued pullback in Magnificent Seven stocks benefited performance from a relative perspective, given our reasonable underweight position versus the index.

Source: Bloomberg Finance LP, Momentum Global Investment Management.

All figures are quoted in US dollars, unless otherwise stated. USD/GBP exchange rate movement over the month of February 2025 is -1.32.

■ Important Information

The value of the underlying funds and the income generated from them can go down as well as up, and is not guaranteed. Investors may not get back the original amount invested. Past performance is not a guide to future performance. Performance is calculated on a total return basis, net of all fees.

The Momentum IF Global Equity Fund merged with Momentum GF Global Equity Fund on 11 June 2020. Both funds are managed to the same strategy and were running in parallel between 16 December 2019 and 11 June 2020. The Momentum GF Global Equity Fund is a sub-fund of MGF SICAV, a Luxembourg-registered Société d'Investissement à Capital Variable (SICAV), organised under Luxembourg Law of 2010.

This is a marketing communication. This document does not provide all the facts needed to make an informed investment decision. Prior to investing, investors should read the Key Information Document (KID) and seek professional investment advice where appropriate. KIDs and the Prospectus are available in English at momentum.co.uk.

This Fund is a sub-fund of the MGF SICAV, which is domiciled in Luxembourg and regulated by the Commission de Surveillance du Secteur Financier. The Fund conforms to the requirements of the European UCITS Directive. Either Momentum Global Investment Management Limited (MGIM) or FundRock Management Company S.A. [the management company] may terminate arrangements for marketing under the denotification process in the new Cross-border Distribution Directive (Directive EU) 2019/1160. This financial promotion is issued by MGIM who, is the Investment Manager, Promoter and Distributer for the MGF SICAV. MGIM is registered in England and Wales No. 03733094. Registered Office: The Rex Building, 62 Queen Street, London EC4R 1EB. MGIM is authorised and regulated by the Financial Conduct Authority No. 232357.