

# Momentum GF Global Equity Fund<sup>†</sup>

month ended 31 January 2025

## Fund details

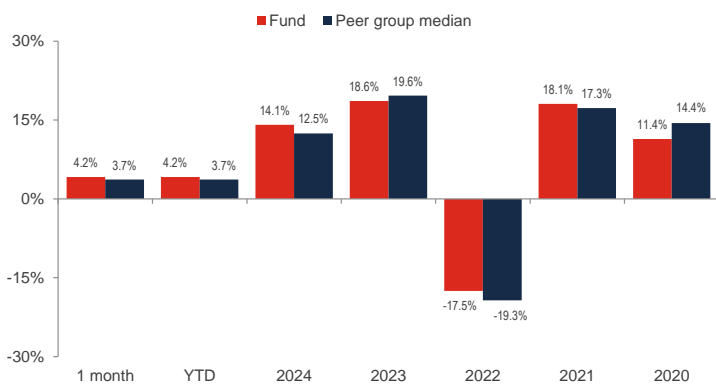
Investment manager: <b>Momentum Global Investment Management</b>	Currency: <b>USD</b>	Inception date (UCITS): <b>16 December 2019</b>
Investment timeframe: <b>7 years +</b>	ISIN A Class USD Acc: <b>LU2000523741</b>	Price per share A Class USD Acc: <b>USD 151.08</b>
Structure: <b>SICAV - Part I Luxembourg 2010 Law (UCITS)</b>	ISIN B Class USD Acc: <b>LU2000523824</b>	Price per share B Class USD Acc: <b>USD 221.47</b>
Minimum investment (A-C Class): <b>USD 7,500</b>	ISIN C Class USD Acc: <b>LU2000524046</b>	Price per share C Class USD Acc: <b>not yet launched</b>
Benchmark: <b>MSCI World NR USD</b>	Subscriptions / redemptions: <b>daily</b>	MGF AUM: <b>USD 3,490.3 million</b>
Peer group: <b>Morningstar EAA Fund Global Large-Cap Blend Equity</b>	Website: <b>momentum.co.uk</b>	Global Equity Fund AUM: <b>USD 1,176.0 million</b>

## Investment objective

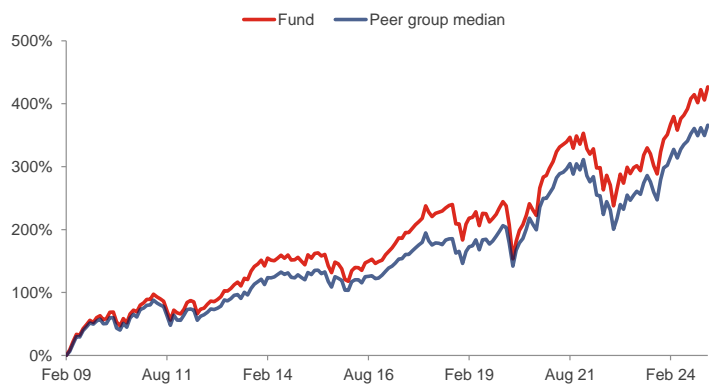
The Fund aims to outperform the MSCI World Index over a rolling 3-year period by investing in a diversified portfolio substantially consisting of shares (equities) listed on international stock exchanges. There is no guarantee that this objective will be achieved over the indicated period, or any other period, and the capital value of the Fund is at risk. The Fund will be actively managed and may be substantially invested in securities contained in the MSCI World Index as a result of such active management. However, the performance of the MSCI World Index will be without direct impact on the portfolio. Any income generated will be reinvested.

Please refer to the Prospectus for full details of the fund, its charges, the investment objective and investment policy.

## Fund performance - Class A USD (composite basis)<sup>1</sup>



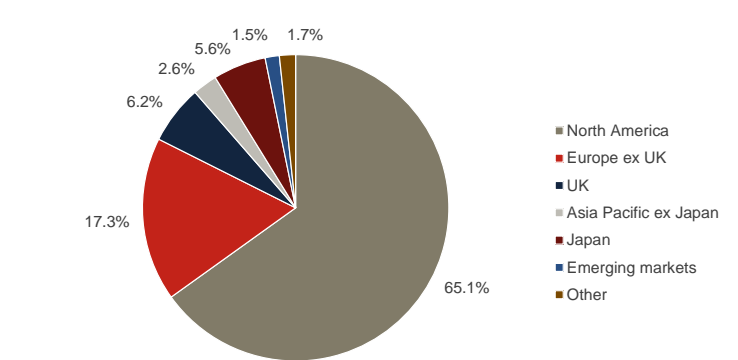
## Cumulative returns - Class A USD (composite basis, since 28 February 2009)<sup>1</sup>



## Investment statistics - Class A USD (composite basis, since 28 February 2009)<sup>1</sup>

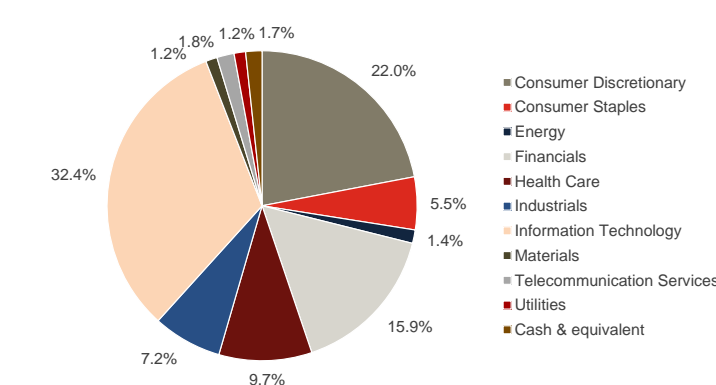
	Cumulative	Annualised
Current month return	4.2%	-
Year-to-date return	4.2%	-
1 year return	16.8%	-
3 year return	23.0%	7.1%
5 year return	56.0%	9.3%
Since inception return	426.8%	11.0%
Annualised volatility:	15.8%	

## Regional allocation

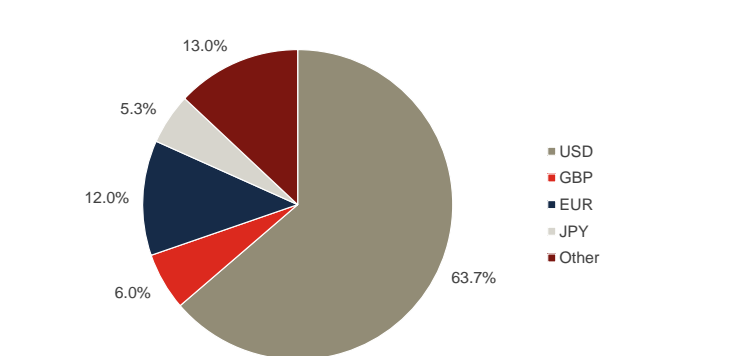


The value of the underlying funds and the income generated from them can go down as well as up, and is not guaranteed. Investors may not get back the original amount invested. The value of investments involving exposure to foreign currencies can be affected by currency exchange rate fluctuations. Past performance is not a guide to future performance.

## Sector allocation



## Currency allocation



Sources: FactSet, Morningstar, Momentum Global Investment Management, J.P. Morgan SE - Luxembourg Branch. Allocations subject to change. All performance data relates to share class A USD.

<sup>†</sup> Formerly known as the Harmony Global Equity Fund. Name change effective 01.10.2021.

<sup>1</sup> Historical performance, figures prior to 12.06.2020, when Momentum IF Global Equity Fund (MIF GEF) merged into the UCITS structure to combine with Momentum GF Global Equity Fund (MGF GEF), comprises three components: i) between 28.02.2009 and 16.12.2019 performance figures reflect MIF GEF A; ii) between 17.12.2019 and 09.01.2020 the performance figures are a composite of MIF GEF A and MGF GEF I on an asset-weighted basis; iii) between 10.01.2020 and 11.06.2020 the performance figures are a composite of MIF GEF A and MGF GEF A on an asset-weighted basis. Historical performance figures for MIF GEF A and MGF GEF I have been adjusted to incorporate the prevailing fees for MGF GEF A.

## ■ Top 15 holdings

Holding	Sector	Weight
Amazon.com Inc	Consumer Products & Retail	2.3%
Alphabet Inc A	IT Software	2.0%
NVIDIA Corporation	IT Hardware	2.0%
Apple Inc	IT Hardware	2.0%
Meta Platforms Inc A	IT Software	1.9%
Microsoft Corporation	IT Software	1.7%
Mastercard Incorporated A	Consumer Services	1.1%
Progressive Corporation	Insurance	1.0%
Wolters Kluwer NV	IT Software	1.0%
Hermes International SCA	Consumer Products & Retail	0.9%
Johnson & Johnson	Health Care	0.8%
RELX PLC	Consumer Services	0.8%
Netflix Inc	IT Software	0.8%
ServiceNow Inc	IT Software	0.8%
Experian PLC	Consumer Services	0.7%

Source: FactSet, Momentum Global Investment Management.

## ■ Manager commentary

In January 2025, the Momentum GF Global Equity Fund gained 4.2% in US dollar terms, outperforming the MSCI World Index, which gained 3.5%.

The key market event this month was the release of the Chinese AI tool DeepSeek. Notably, its performance levels matched those of established players, it was released for free, and it was reportedly built at a cost of just \$5 million. This raises important questions about the potential return on the vast sums still being invested in AI model development.

As a result, UK and European markets outperformed the US, value stocks outperformed growth, and small- and mid-caps outperformed large-caps. The biggest driver of outperformance for the fund was stock selection in the technology sector, with an underweight position in the "Magnificent Seven" being a key factor.

The IT hardware industry was the portfolio's biggest detractor, but the fund benefited from both an underweight position and strong stock selection in this sector.

Conversely, the fund performed well in IT software, with RELX posting gains due to strong demand for its data analytics services.

The portfolio also benefited from increased consumer spending across several sectors. Experian PLC (+16%) gained from higher spending on international travel. Hermès International (+18%) rallied on strong results and positive forecasts for the luxury goods market and MercadoLibre (+13%) rose on expectations of higher sales in Mexico.

Source: Bloomberg Finance LP, Momentum Global Investment Management.

## ■ Important Information

The value of the underlying funds and the income generated from them can go down as well as up, and is not guaranteed. Investors may not get back the original amount invested. Past performance is not a guide to future performance. Performance is calculated on a total return basis, net of all fees.

The Momentum IF Global Equity Fund merged with Momentum GF Global Equity Fund on 11 June 2020. Both funds are managed to the same strategy and were running in parallel between 16 December 2019 and 11 June 2020. The Momentum GF Global Equity Fund is a sub-fund of MGF SICAV, a Luxembourg-registered Société d'Investissement à Capital Variable (SICAV), organised under Luxembourg Law of 2010.

This is a marketing communication. This document does not provide all the facts needed to make an informed investment decision. Prior to investing, investors should read the Key Information Document (KID) and seek professional investment advice where appropriate. KIDs and the Prospectus are available in English at [momentum.co.uk](https://momentum.co.uk).

This Fund is a sub-fund of the MGF SICAV, which is domiciled in Luxembourg and regulated by the Commission de Surveillance du Secteur Financier. The Fund conforms to the requirements of the European UCITS Directive. Either Momentum Global Investment Management Limited (MGIM) or FundRock Management Company S.A. [the management company] may terminate arrangements for marketing under the denotification process in the new Cross-border Distribution Directive (Directive EU) 2019/1160. This financial promotion is issued by MGIM who, is the Investment Manager, Promoter and Distributor for the MGF SICAV. MGIM is registered in England and Wales No. 03733094. Registered Office: The Rex Building, 62 Queen Street, London EC4R 1EB. MGIM is authorised and regulated by the Financial Conduct Authority No. 232357.