

# Momentum GF Global Equity Fund (Class A GBP)

month ended 31 July 2025

## Fund details

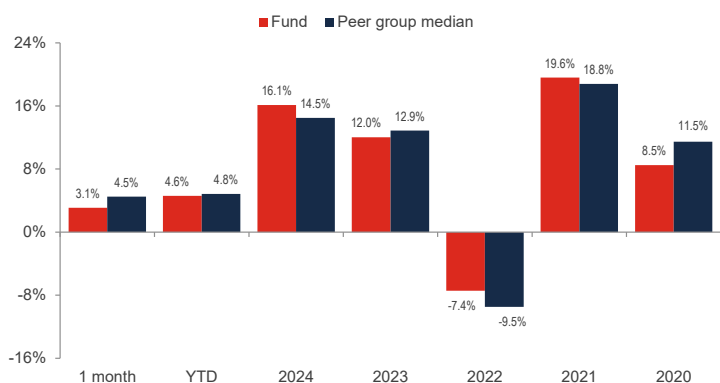
Investment manager: <b>Momentum Global Investment Management</b>	ISIN: <b>LU2426954611</b>	Price per share: <b>GBP 128.56</b>
Inception date (UCITS): <b>16 December 2019</b>	Investment timeframe: <b>7 years +</b>	Currency: <b>GBP</b>
Structure: <b>SICAV - Part I Luxembourg 2010 Law (UCITS)</b>	Subscriptions / redemptions: <b>daily</b>	MGF AUM: <b>GBP 2,761.8 million</b>
Minimum investment: <b>USD 7,500 (GBP equivalent)</b>	Website: <b>momentum.co.uk</b>	Global Equity Fund AUM: <b>GBP 861.4 million</b>
Benchmark: <b>MSCI World NR GBP</b>	Peer group: <b>Morningstar EAA Fund Global Large-Cap Blend Equity</b>	

## Investment objective

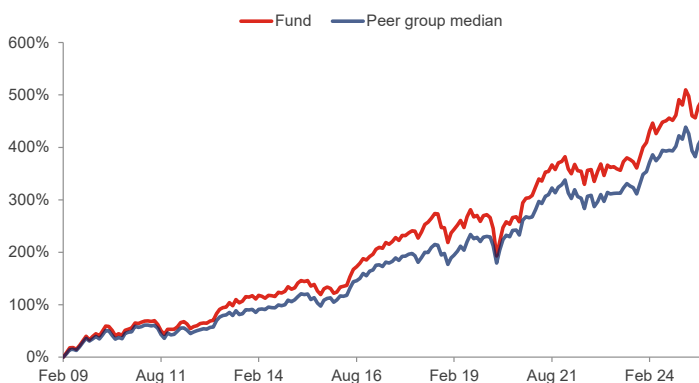
The Fund aims to outperform the MSCI World Index over a rolling 3-year period by investing in a diversified portfolio substantially consisting of shares (equities) listed on international stock exchanges. There is no guarantee that this objective will be achieved over the indicated period, or any other period, and the capital value of the Fund is at risk. The Fund will be actively managed and may be substantially invested in securities contained in the MSCI World Index as a result of such active management. However, the performance of the MSCI World Index will be without direct impact on the portfolio. Any income generated will be reinvested.

Please refer to the Prospectus for full details of the fund, its charges, the investment objective and investment policy.

## Fund performance - Class A GBP (composite basis)<sup>1</sup>



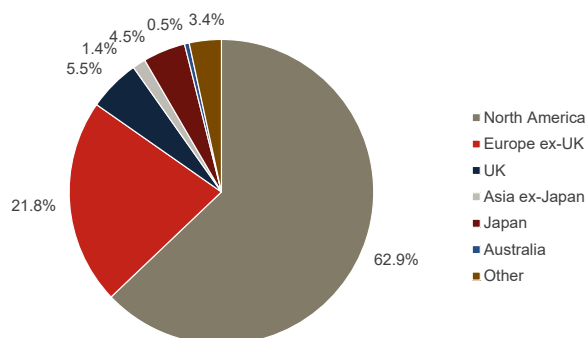
## Cumulative returns - Class A GBP (composite basis, since 28 February 2009)<sup>1</sup>



## Investment statistics - Class A GBP (composite basis, since 28 February 2009)<sup>1</sup>

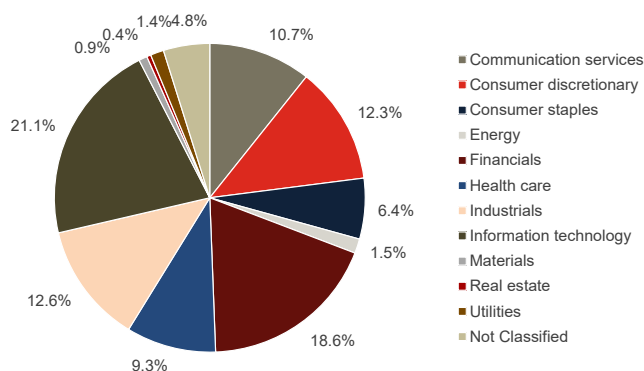
	Cumulative	Annualised
Current month return	3.1%	-
Year-to-date return	4.6%	-
1 year return	10.3%	-
3 year return	33.1%	10.0%
5 year return	71.9%	11.4%
Since inception return	507.4%	11.6%
Annualised volatility:	12.6%	

## Regional allocation

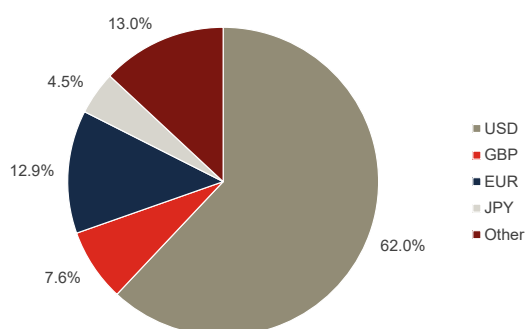


The value of the underlying funds and the income generated from them can go down as well as up, and is not guaranteed. Investors may not get back the original amount invested. The value of investments involving exposure to foreign currencies can be affected by currency exchange rate fluctuations. Past performance is not a guide to future performance.

## Sector allocation



## Currency allocation



Sources: Bloomberg Finance LP, Morningstar, Momentum Global Investment Management, J.P. Morgan SE - Luxembourg Branch. Allocations subject to change. All performance data relates to share class A GBP.

<sup>1</sup> Historical performance, figures prior to 12.06.2020, when Momentum IF Global Equity Fund (MIF GEF) merged into the UCITS structure to combine with Momentum GF Global Equity Fund (MGF GEF), and prior to the launch of MGF GEF A GBP, 29.09.2023, have been simulated and comprises four components: i) between 28.02.2009 and 16.12.2019 performance figures reflect MIF GEF A USD; ii) between 17.12.2019 and 09.01.2020 the performance figures are a composite of MIF GEF A USD and MGF GEF I USD on an asset-weighted basis; iii) between 10.01.2020 and 11.06.2020 the performance figures are a composite of MIF GEF A USD and MGF GEF A USD on an asset-weighted basis; iv) between 12.06.2020 and the launch of MGF GEF A GBP the performance figures reflect MGF GEF A USD. Historical performance figures for MIF GEF A USD, MGF GEF I USD and MGF GEF A USD have been adjusted to incorporate the prevailing fees for MGF GEF A GBP and are shown in GBP terms.

## ■ Top 15 holdings

Holding	Sector	Weight
Microsoft Corp	Information Technology	2.9%
NVIDIA Corp	Information Technology	2.4%
Amazon.com Inc	Consumer Discretionary	1.8%
Meta Platforms Inc	Communication Services	1.7%
Alphabet Inc	Communication Services	1.6%
Apple Inc	Information Technology	1.6%
Mastercard Inc	Financials	1.0%
Nintendo Co Ltd	Communication Services	0.9%
Johnson & Johnson	Health Care	0.9%
Progressive Corp/The	Financials	0.9%
L'Oreal SA	Consumer Staples	0.8%
Wolters Kluwer NV	Industrials	0.7%
RELX PLC	Industrials	0.7%
F5 Inc	Information Technology	0.7%
Experian PLC	Industrials	0.7%

Source: Bloomberg Finance LP, Momentum Global Investment Management

## ■ Manager commentary

In July 2025, the Momentum GF Global Equity Fund rose 3.1% in GBP terms, underperforming the MSCI World Index, which rose by 4.9%.

Investor sentiment remained buoyant amid resilient economic data and continued enthusiasm around AI-driven innovation. Large cap growth stocks led the charge, with the MSCI World Large Growth Index advancing 2.3%, underscoring the market's preference for companies with strong earnings momentum and exposure to transformative technologies.

The Information Technology sector stood out as the top performer, benefiting from robust demand for semiconductors, cloud infrastructure, and AI-related services. Within this space, the Magnificent Seven stocks continued to dominate headlines and portfolios. NVIDIA was a particular standout, surging 12.6% over the month as investors responded positively to strong earnings and growing optimism around its leadership in AI hardware.

The underperformance versus the index was largely down to stock selection in the IT sector particularly around the underexposure to the magnificent seven and software stocks. Also, over the previous year media stocks had been a major positive contributor to performance with stocks such as Netflix (+98%), Spotify (+144%) and Nintendo (+83%). That positive momentum reversed in July with Netflix (-13%), Spotify (-18%) and Nintendo (-12%).

Source: Bloomberg Finance LP, Momentum Global Investment Management.

*All figures are quoted in US dollars, unless otherwise stated. USD/GBP exchange rate movement over the month of July 2025 is +3.55%.*

## ■ Important Information

The value of the underlying funds and the income generated from them can go down as well as up, and is not guaranteed. Investors may not get back the original amount invested. Past performance is not a guide to future performance. Performance is calculated on a total return basis, net of all fees.

The Momentum IF Global Equity Fund merged with Momentum GF Global Equity Fund on 11 June 2020. Both funds are managed to the same strategy and were running in parallel between 16 December 2019 and 11 June 2020. The Momentum GF Global Equity Fund is a sub-fund of MGF SICAV, a Luxembourg-registered Société d'Investissement à Capital Variable (SICAV), organised under Luxembourg Law of 2010.

This is a marketing communication. This document does not provide all the facts needed to make an informed investment decision. Prior to investing, investors should read the Key Information Document (KID) and seek professional investment advice where appropriate. KIDs and the Prospectus are available in English at [momentum.co.uk](https://momentum.co.uk).

This Fund is a sub-fund of the MGF SICAV, which is domiciled in Luxembourg and regulated by the Commission de Surveillance du Secteur Financier. The Fund conforms to the requirements of the European UCITS Directive. Either Momentum Global Investment Management Limited (MGIM) or FundRock Management Company S.A. [the management company] may terminate arrangements for marketing under the denotification process in the new Cross-border Distribution Directive (Directive EU) 2019/1160. This financial promotion is issued by MGIM who, is the Investment Manager, Promoter and Distributor for the MGF SICAV. MGIM is registered in England and Wales No. 03733094. Registered Office: The Rex Building, 62 Queen Street, London EC4R 1EB. MGIM is authorised and regulated by the Financial Conduct Authority No. 232357.