

# Momentum GF Global Equity Fund (Class A AUD)

month ended 30 June 2025

## Fund details

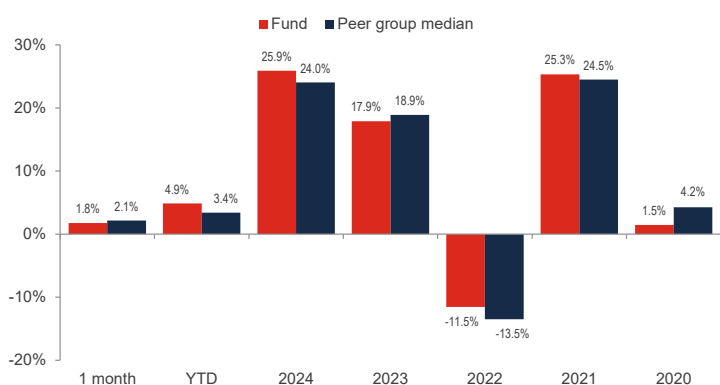
Investment manager: <b>Momentum Global Investment Management</b>	ISIN: <b>LU2771660383</b>	Price per share: <b>AUD 121.10</b>
Inception date (UCITS): <b>16 December 2019</b>	Investment timeframe: <b>7 years +</b>	Currency: <b>AUD</b>
Structure: <b>SICAV - Part I Luxembourg 2010 Law (UCITS)</b>	Subscriptions / redemptions: <b>daily</b>	MGF AUM: <b>AUD 5,574.6 million</b>
Minimum investment: <b>USD 7,500 (AUD equivalent)</b>	Website: <b>momentum.co.uk</b>	Global Equity Fund AUM: <b>AUD 1,767.0 million</b>
Benchmark: <b>MSCI World NR AUD</b>	Peer group: <b>Morningstar EAA Fund Global Large-Cap Blend Equity</b>	

## Investment objective

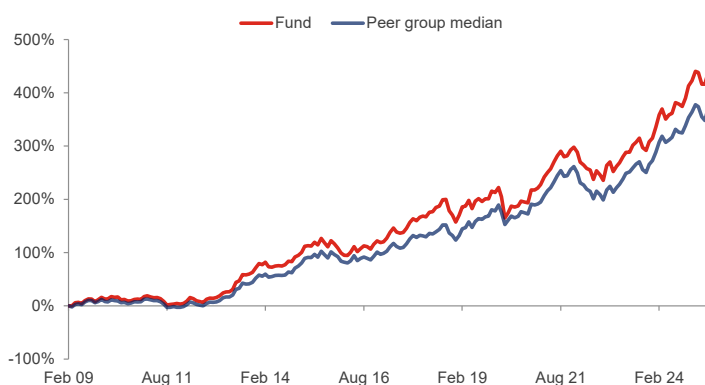
The Fund aims to outperform the MSCI World Index over a rolling 3-year period by investing in a diversified portfolio substantially consisting of shares (equities) listed on international stock exchanges. There is no guarantee that this objective will be achieved over the indicated period, or any other period, and the capital value of the Fund is at risk. The Fund will be actively managed and may be substantially invested in securities contained in the MSCI World Index as a result of such active management. However, the performance of the MSCI World Index will be without direct impact on the portfolio. Any income generated will be reinvested.

Please refer to the Prospectus for full details of the fund, its charges, the investment objective and investment policy.

## Fund performance - Class A AUD (composite basis)<sup>1</sup>



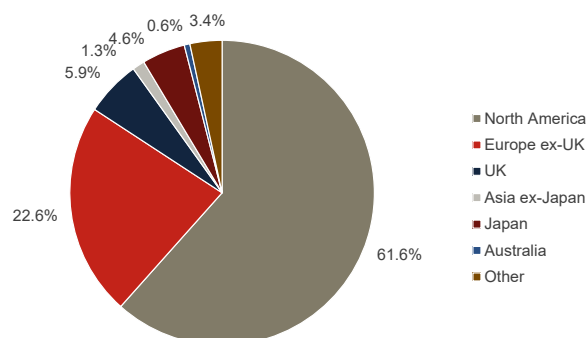
## Cumulative returns - Class A AUD (composite basis, since 28 February 2009)<sup>1</sup>



## Investment statistics - Class A AUD (composite basis, since 28 February 2009)<sup>1</sup>

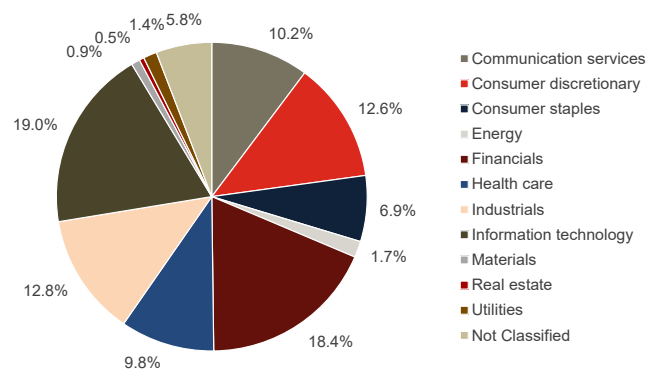
	Cumulative	Annualised
Current month return	1.8%	-
Year-to-date return	4.9%	-
1 year return	18.7%	-
3 year return	62.5%	17.6%
5 year return	91.9%	13.9%
Since inception return	448.0%	11.0%
Annualised volatility:	11.4%	

## Regional allocation

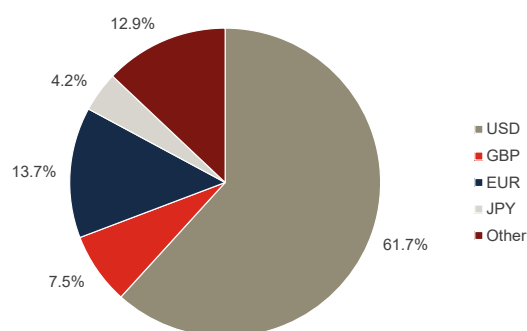


The value of the underlying funds and the income generated from them can go down as well as up, and is not guaranteed. Investors may not get back the original amount invested. The value of investments involving exposure to foreign currencies can be affected by currency exchange rate fluctuations. Past performance is not a guide to future performance.

## Sector allocation



## Currency allocation



Sources: Bloomberg Finance LP, Morningstar, Momentum Global Investment Management, J.P. Morgan SE - Luxembourg Branch. Allocations subject to change. All performance data relates to share class A AUD.

<sup>1</sup> Historical performance, figures prior to 12.06.2020, when Momentum IF Global Equity Fund (MIF GEF) merged into the UCITS structure to combine with Momentum GF Global Equity Fund (MGF GEF), and prior to the launch of MGF GEF A AUD, 26.04.2024, have been simulated and comprises four components: i) between 28.02.2009 and 16.12.2019 performance figures reflect MIF GEF A USD; ii) between 17.12.2019 and 09.01.2020 the performance figures are a composite of MIF GEF A USD and MGF GEF I USD on an asset-weighted basis; iii) between 10.01.2020 and 11.06.2020 the performance figures are a composite of MIF GEF A USD and MGF GEF A USD on an asset-weighted basis; iv) between 12.06.2020 and the launch of MGF GEF A AUD the performance figures reflect MGF GEF A USD. Historical performance figures for MIF GEF A USD, MGF GEF I USD and MGF GEF A USD have been adjusted to incorporate the prevailing fees for MGF GEF A AUD and are shown in AUD terms.

## ■ Top 15 holdings

Holding	Sector	Weight
Microsoft Corp	Information Technology	2.3%
NVIDIA Corp	Information Technology	1.8%
Apple Inc	Information Technology	1.7%
Alphabet Inc	Communication Services	1.5%
Amazon.com Inc	Consumer Discretionary	1.5%
Meta Platforms Inc	Communication Services	1.4%
Progressive Corp/The	Financials	1.0%
Mastercard Inc	Financials	1.0%
Wolters Kluwer NV	Industrials	1.0%
L'Oreal SA	Consumer Staples	0.9%
Hermes International SCA	Consumer Discretionary	0.9%
Johnson & Johnson	Health Care	0.8%
Netflix Inc	Communication Services	0.8%
RELX PLC	Industrials	0.7%
Spotify Technology SA	Communication Services	0.7%

Source: FactSet, Momentum Global Investment Management.

## ■ Manager commentary

In June 2025, the Momentum GF Global Equity Fund gained 1.8% in AUD terms, underperforming the MSCI World Index, which rose by 2.4%.

Equity markets were strong during the month as trade tensions eased. Gains were broad-based, with both developed and emerging markets performing well. In USD terms, emerging markets led with a return of 6.0%, followed by Asia ex-Japan at 5.6% and the US at 5.0%. The laggards were Japan and the UK, returning 1.7% and 1.9%, respectively.

From a style perspective, growth stocks (+4.9%) outperformed value stocks (+3.7%), while the more defensive Minimum Volatility style (+0.3%) understandably lagged during the rally.

The outperformance of growth stocks was driven by the Information Technology sector (+9.2%), with Semiconductor companies (+16.5%) leading the way. Notably, Nvidia rose 16.9% and was a key driver of the fund's relative underperformance. Although Nvidia is one of the fund's largest holdings and IT is the highest-weighted sector in the portfolio, we remain underweight in IT, Semiconductors, and Nvidia. This positioning detracted approximately 1% from relative performance, highlighting the extreme concentration within the index.

Top performing stocks in the portfolio included Spotify (+15.4%) as revenue and earnings growth exceeded expectations. Q2 earnings per share are projected to rise over 60% year-over-year. Xiaomi Corp (+17.5%) which beat Q1 earnings expectations, driven by strong performance in AI. The company is doubling its R&D expenditure in AI and making progress in the electric vehicle market, with the launch of a new SUV scheduled for July.

Source: Bloomberg Finance LP, Momentum Global Investment Management.

*All figures are quoted in US dollars, unless otherwise stated. USD/AUD exchange rate movement over the month of June 2025 is -1.80%.*

## ■ Important Information

The value of the underlying funds and the income generated from them can go down as well as up, and is not guaranteed. Investors may not get back the original amount invested. Past performance is not a guide to future performance. Performance is calculated on a total return basis, net of all fees.

The Momentum IF Global Equity Fund merged with Momentum GF Global Equity Fund on 11 June 2020. Both funds are managed to the same strategy and were running in parallel between 16 December 2019 and 11 June 2020. The Momentum GF Global Equity Fund is a sub-fund of MGF SICAV, a Luxembourg-registered Société d'Investissement à Capital Variable (SICAV), organised under Luxembourg Law of 2010.

This is a marketing communication. This document does not provide all the facts needed to make an informed investment decision. Prior to investing, investors should read the Key Information Document (KID) and seek professional investment advice where appropriate. KIDs and the Prospectus are available in English at [momentum.co.uk](https://momentum.co.uk).

This Fund is a sub-fund of the MGF SICAV, which is domiciled in Luxembourg and regulated by the Commission de Surveillance du Secteur Financier. The Fund conforms to the requirements of the European UCITS Directive. Either Momentum Global Investment Management Limited (MGIM) or FundRock Management Company S.A. [the management company] may terminate arrangements for marketing under the denotification process in the new Cross-border Distribution Directive (Directive EU) 2019/1160. This financial promotion is issued by MGIM who, is the Investment Manager, Promoter and Distributor for the MGF SICAV. MGIM is registered in England and Wales No. 03733094. Registered Office: The Rex Building, 62 Queen Street, London EC4R 1EB. MGIM is authorised and regulated by the Financial Conduct Authority No. 232357.