

Momentum GF Global Equity Fund (Class J)

month ended 30 May 2025

Fund details

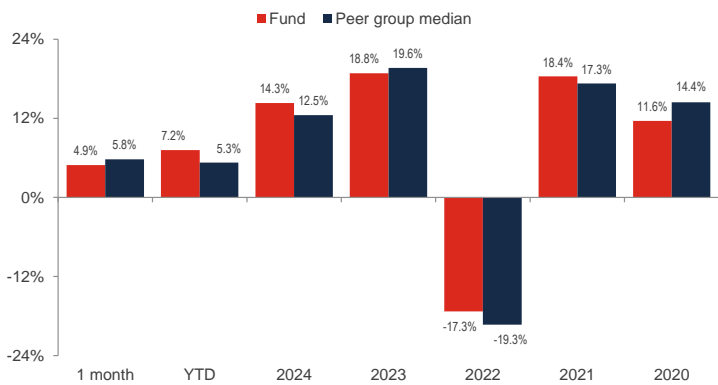
Investment manager: Momentum Global Investment Management	Currency: USD	Inception date (UCITS): 16 December 2019
Investment timeframe: 7 years +	ISIN: LU2000524558	Inception date (Class J): 12 January 2022
Structure: SICAV - Part I Luxembourg 2010 Law (UCITS)	Minimum investment: USD 7,500	Price per share: USD 120.93
Benchmark: MSCI World NR USD	Subscriptions / redemptions: daily	MGF AUM: USD 3,528.9 million
Peer group: Morningstar EAA Fund Global Large-Cap Blend Equity	Website: momentum.co.uk	Global Equity Fund AUM USD 1,129.5 million

Investment objective

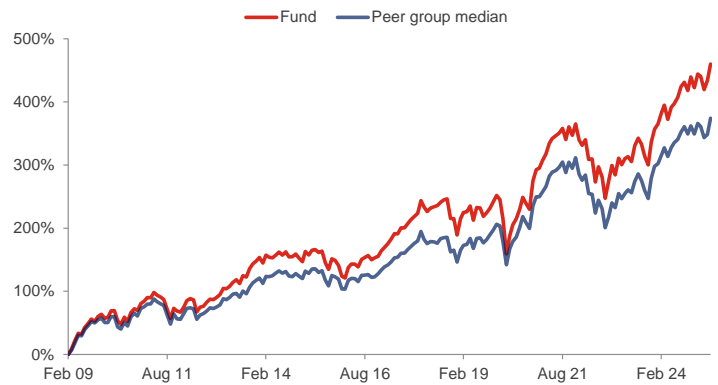
The Fund aims to outperform the MSCI World Index over a rolling 3-year period by investing in a diversified portfolio substantially consisting of shares (equities) listed on international stock exchanges. There is no guarantee that this objective will be achieved over the indicated period, or any other period, and the capital value of the Fund is at risk. The Fund will be actively managed and may be substantially invested in securities contained in the MSCI World Index as a result of such active management. However, the performance of the MSCI World Index will be without direct impact on the portfolio. Any income generated will be reinvested.

Please refer to the Prospectus for full details of the fund, its charges, the investment objective and investment policy.

Fund performance (composite basis, since 28 February 2009)¹



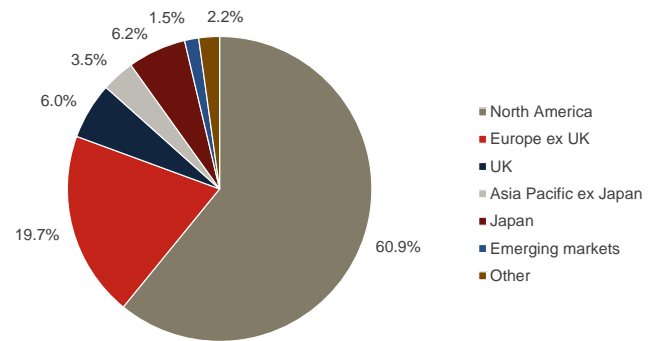
Cumulative returns (composite basis, since 28 February 2009)¹



Investment statistics (composite basis, since 28 February 2009)¹

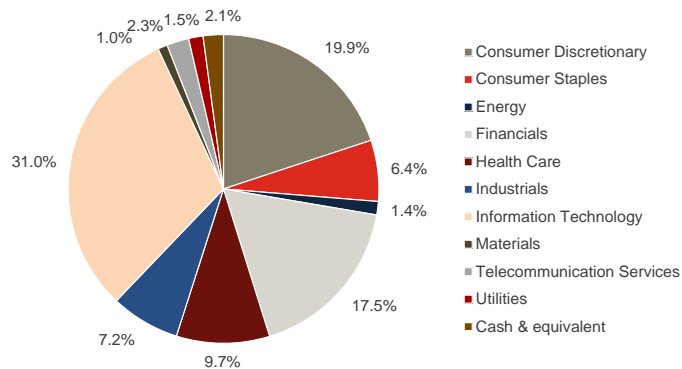
	Cumulative	Annualised
Current month return	4.9%	-
Year-to-date return	7.2%	-
1 year return	13.9%	-
3 year return	36.7%	11.0%
5 year return	83.4%	12.9%
Since inception return	460.0%	11.2%
Annualised volatility:	15.7%	

Regional allocation

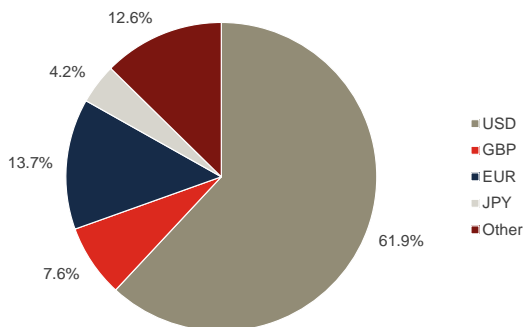


The value of the underlying funds and the income generated from them can go down as well as up, and is not guaranteed. Investors may not get back the original amount invested. The value of investments involving exposure to foreign currencies can be affected by currency exchange rate fluctuations. Past performance is not a guide to future performance.

Sector allocation



Currency allocation



Sources: FactSet, Morningstar, Momentum Global Investment Management, J.P. Morgan SE - Luxembourg Branch. Allocations subject to change.

¹ Historical performance, figures prior to 12.06.2020, when Momentum IF Global Equity Fund (MIF GEF) merged into the UCITS structure to combine with Momentum GF Global Equity Fund (MGF GEF), and prior to the launch of MGF GEF J on 12.01.2022 comprises four components: i) between 28.02.2009 and 16.12.2019 performance figures reflect MIF GEF A; ii) between 16.12.2019 and 09.01.2020 the performance figures are a composite of MIF GEF A and MGF GEF I on an asset-weighted basis; iii) between 09.01.2020 and 11.06.2020 the performance figures are a composite of MIF GEF A and MGF GEF A on an asset-weighted basis; iv) between 11.06.2020 and 31.07.2020 the performance figures reflect MGF GEF A. Historical performance figures for MIF GEF A, MGF GEF I and MGF GEF A have been adjusted to incorporate the prevailing fees for MGF GEF J.

■ Top 15 holdings

Holding	Sector	Weight
Microsoft Corporation	IT Software	2.3%
NVIDIA Corporation	IT Hardware	1.8%
Apple Inc	IT Hardware	1.7%
Meta Platforms Inc A	IT Software	1.6%
Amazon.com Inc	Consumer Products & Retail	1.5%
Alphabet Inc A	IT Software	1.5%
Progressive Corporation	Insurance	1.0%
Mastercard Incorporated A	Other Financials	1.0%
Wolters Kluwer NV	IT Software	1.0%
L'Oreal SA	Consumer Staples	0.9%
Hermes International SCA	Consumer Products & Retail	0.9%
Johnson & Johnson	Health Care	0.9%
Netflix Inc	IT Software	0.8%
RELX PLC	Consumer Services	0.7%
Spotify Technology SA	IT Software	0.7%

Source: FactSet, Momentum Global Investment Management.

■ Manager commentary

In May 2025, the Momentum GF Global Equity Fund gained 5.0% in US dollar terms, underperforming the MSCI World Index, which rose by 5.9%.

US markets finally saw some relief from the Trump-induced sell-off, with the S&P 500 rallying 6.2%, outperforming Asia (+5.0%), Europe (+4.6%), and Emerging Markets (+4.3%). From a style perspective, large-cap growth was dominant, gaining 8.8% and significantly outperforming large-cap value, which rose 2.8%. This was largely driven by the Information Technology sector, which gained 10.5%. After falling 19% during the first four months of 2025, semiconductor stocks staged a strong rebound, rising 19.4% in May, led by Nvidia (+24.1%) and Broadcom (+25.8%). The Portfolio's underweight position in semiconductor stocks was the primary contributor to the underperformance.

At the stock level, the portfolio was underweight Eli Lilly, which declined 18% during the month and is a top-20 constituent of the index. Shares fell after CVS Health removed Eli Lilly's weight-loss drug, Zepbound, from its preferred list, making rival drug Wegovy more widely accessible.

Conversely, the portfolio benefited from an overweight position in NRG Energy. The company reported strong Q1 earnings with upbeat guidance and announced a significant \$12 billion acquisition that will double its generation capacity. Following these announcements, several analysts raised their price targets and ratings on the stock, which rose 43% over the month.

Source: Bloomberg Finance LP, Momentum Global Investment Management.

■ Important Information

The value of the underlying funds and the income generated from them can go down as well as up, and is not guaranteed. Investors may not get back the original amount invested. Past performance is not a guide to future performance. Performance is calculated on a total return basis, net of all fees.

The Momentum IF Global Equity Fund merged with Momentum GF Global Equity Fund on 11 June 2020. Both funds are managed to the same strategy and were running in parallel between 16 December 2019 and 11 June 2020. The Momentum GF Global Equity Fund is a sub-fund of MGF SICAV, a Luxembourg-registered Société d'Investissement à Capital Variable (SICAV), organised under Luxembourg Law of 2010.

This is a marketing communication. This document does not provide all the facts needed to make an informed investment decision. Prior to investing, investors should read the Key Information Document (KID) and seek professional investment advice where appropriate. KIDs and the Prospectus are available in English at momentum.co.uk.

This Fund is a sub-fund of the MGF SICAV, which is domiciled in Luxembourg and regulated by the Commission de Surveillance du Secteur Financier. The Fund conforms to the requirements of the European UCITS Directive. Either Momentum Global Investment Management Limited (MGIM) or FundRock Management Company S.A. [the management company] may terminate arrangements for marketing under the denotification process in the new Cross-border Distribution Directive (Directive EU) 2019/1160. This financial promotion is issued by MGIM who, is the Investment Manager, Promoter and Distributer for the MGF SICAV. MGIM is registered in England and Wales No. 03733094. Registered Office: The Rex Building, 62 Queen Street, London EC4R 1EB. MGIM is authorised and regulated by the Financial Conduct Authority No. 232357.