

# Momentum GF Global Equity Fund Class J USD Acc

month ended 29 May 2026

## Fund details

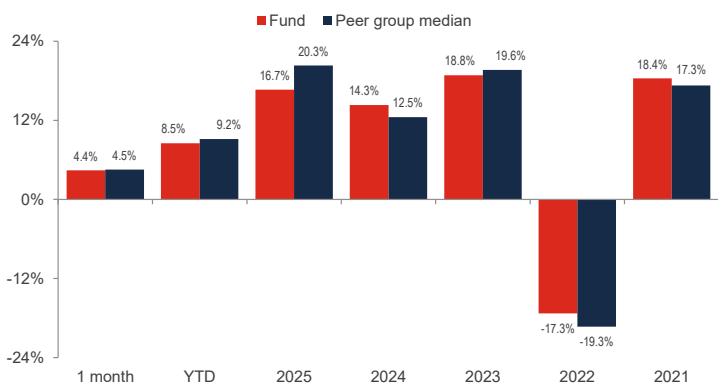
Investment manager: <b>Momentum Global Investment Management</b>	Currency: <b>USD</b>	Inception date (UCITS): <b>16 December 2019</b>
Investment timeframe: <b>7 years +</b>	ISIN: <b>LU2000524558</b>	Inception date (Class J): <b>12 January 2022</b>
Structure: <b>SICAV - Part I Luxembourg 2010 Law (UCITS)</b>	Minimum investment: <b>USD 7,500</b>	Price per share: <b>USD 142.82</b>
Benchmark: <b>MSCI World NR USD</b>	Subscriptions / redemptions: <b>daily</b>	MGF AUM: <b>USD 4,248.8 million</b>
Peer group: <b>Morningstar EAA Fund Global Large-Cap Blend Equity</b>	Website: <b>momentum.co.uk</b>	Global Equity Fund AUM <b>USD 807.4 million</b>

## Investment objectives and goals

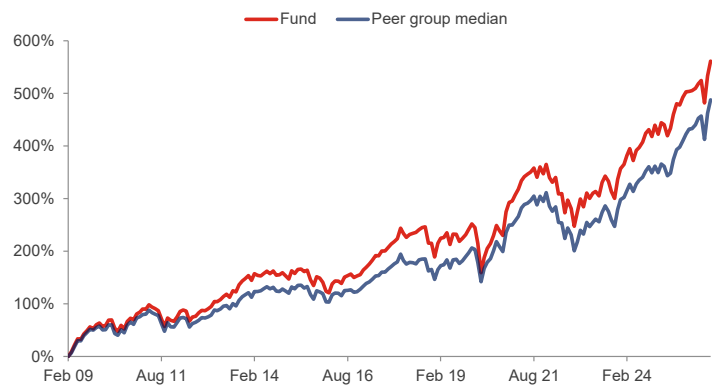
The Fund aims to outperform the MSCI World Index over a rolling 3-year period by investing in a diversified portfolio substantially consisting of shares (equities) listed on international stock exchanges. There is no guarantee that this objective will be achieved over the indicated period, or any other period, and the capital value of the Fund is at risk. The Fund will be actively managed and may be substantially invested in securities contained in the MSCI World Index as a result of such active management. However, the performance of the MSCI World Index will be without direct impact on the portfolio. Any income generated will be reinvested.

Please refer to the Prospectus for full details of the fund, its charges, the investment objective and investment policy.

## Fund performance (composite basis, since 28 February 2009)<sup>1</sup>



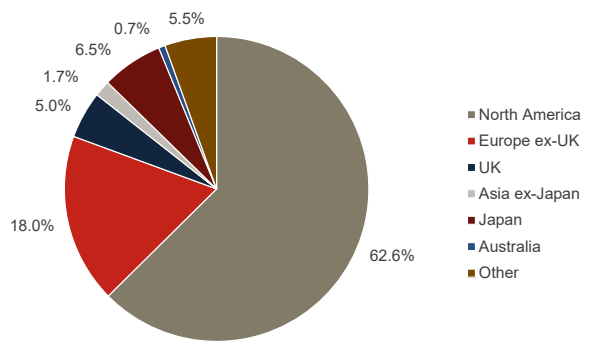
## Cumulative returns (composite basis, since 28 February 2009)<sup>1</sup>



## Investment statistics (composite basis, since 28 February 2009)<sup>1</sup>

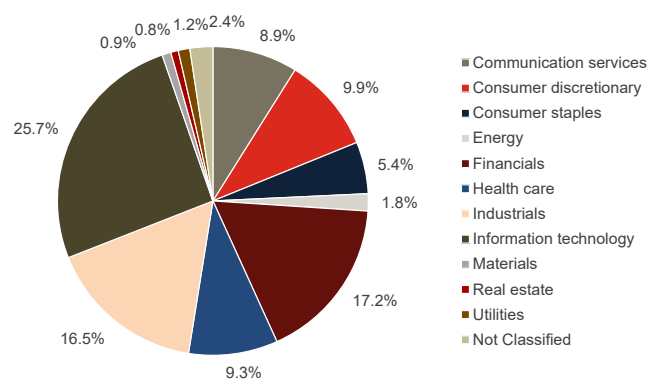
	Cumulative	Annualised
Current month return	4.4%	-
Year-to-date return	8.5%	-
1 year return	18.1%	-
3 year return	63.2%	17.7%
5 year return	49.7%	8.4%
Since inception return	561.4%	11.6%
Annualised volatility:	15.5%	

## Regional allocation

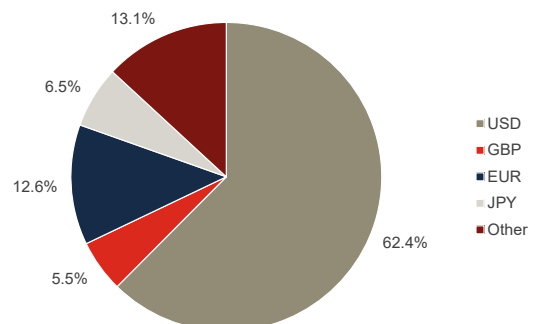


The value of the underlying funds and the income generated from them can go down as well as up, and is not guaranteed. Investors may not get back the original amount invested. The value of investments involving exposure to foreign currencies can be affected by currency exchange rate fluctuations. Past performance is not a guide to future performance.

## Sector allocation



## Currency allocation



Sources: Bloomberg Finance LP, Morningstar, Momentum Global Investment Management, J.P. Morgan SE - Luxembourg Branch. Allocations subject to change.

<sup>1</sup> Historical performance, figures prior to 12.06.2020, when Momentum IF Global Equity Fund (MIF GEF) merged into the UCITS structure to combine with Momentum GF Global Equity Fund (MGF GEF), and prior to the launch of MGF GEF J on 12.01.2022 comprises four components: i) between 28.02.2009 and 16.12.2019 performance figures reflect MIF GEF A; ii) between 16.12.2019 and 09.01.2020 the performance figures are a composite of MIF GEF A and MGF GEF I on an asset-weighted basis; iii) between 09.01.2020 and 11.06.2020 the performance figures are a composite of MIF GEF A and MGF GEF A on an asset-weighted basis; iv) between 11.06.2020 and 31.07.2020 the performance figures reflect MGF GEF A. Historical performance figures for MIF GEF A, MGF GEF I and MGF GEF A have been adjusted to incorporate the prevailing fees for MGF GEF J.

## ■ Top 15 holdings

Holding	Sector	Weight
Alphabet	Communication Services	3.5%
NVIDIA	Information Technology	2.2%
Apple	Information Technology	1.9%
Samsung Electronics Co	Information Technology	1.6%
Flex	Information Technology	1.3%
Amazon.com	Consumer Discretionary	1.2%
Johnson & Johnson	Health Care	1.1%
L'Oreal	Consumer Staples	1.1%
ASML Holding	Information Technology	1.1%
Lam Research	Information Technology	1.0%
Mastercard	Financials	1.0%
TSMC	Information Technology	1.0%
RELX	Industrials	0.9%
Experian	Industrials	0.8%
CK Hutchison Holdings	Industrials	0.8%

Source: Bloomberg Finance LP, Momentum Global Investment Management

## ■ Manager commentary

In May 2026, the Momentum GF Global Equity Fund gained 4.4% in US dollar terms, slightly behind the MSCI World Index, which rose 4.6% over the month.

US equity indices reached fresh highs, supported by first-quarter earnings that exceeded expectations and continued investor demand for companies exposed to AI infrastructure, semiconductors, and broader digital build-out. Markets were further supported by a firmer risk backdrop, with oil prices easing from prior spikes and geopolitical concerns becoming less acute, even as bond yields remained elevated.

At a sector level, the principal positive contributor was Information Technology. The portfolio's technology stocks gained 20% over the month. Although the portfolio remained underweight the sector versus the benchmark, strong stock selection more than offset this headwind. This outcome was consistent with the prevailing market environment: technology leadership remained dominant, driven by AI-related capital expenditure, positive earnings revisions, and sustained demand for semiconductors, servers, storage, and cloud infrastructure.

Within technology, the strongest gains came from technology hardware, electronic manufacturing services, and semiconductors. At the stock level, Flex was the single largest contributor, adding just under +0.3%. Samsung Electronics GDR and NetApp were also notable contributors, reflecting the broad strength across hardware and storage-related names.

On the negative side, the largest detractor was Industrials (-0.3%). This was primarily driven by a continued de-rating of business services and information providers such as Experian, RELX, and Wolters Kluwer. While these companies continue to generate strong free cash flow and deliver growth, the market has assigned lower valuation multiples, reflecting perceived risks from potential AI-driven disruption.

Source: Bloomberg Finance LP, Momentum Global Investment Management.

## ■ Important Information

The value of the underlying funds and the income generated from them can go down as well as up, and is not guaranteed. Investors may not get back the original amount invested. Past performance is not a guide to future performance. Performance is calculated on a total return basis, net of all fees.

The Momentum IF Global Equity Fund merged with Momentum GF Global Equity Fund on 11 June 2020. Both funds are managed to the same strategy and were running in parallel between 16 December 2019 and 11 June 2020. The Momentum GF Global Equity Fund is a sub-fund of MGF SICAV, a Luxembourg-registered Société d'Investissement à Capital Variable (SICAV), organised under Luxembourg Law of 2010.

This is a marketing communication. This document does not provide all the facts needed to make an informed investment decision. Prior to investing, investors should read the Key Information Document (KID) and seek professional investment advice where appropriate. Please carefully consider the investment objectives, risks, charges, and expenses of the Fund. KIDs and the Prospectus are available in English at [momentum.co.uk/mgf-solutions](https://momentum.co.uk/mgf-solutions).

This Fund is a sub-fund of the MGF SICAV, which is domiciled in Luxembourg and regulated by the Commission de Surveillance du Secteur Financier. The Fund conforms to the requirements of the European UCITS Directive. Either Momentum Global Investment Management Limited (MGIM) or FundRock Management Company S.A. [the management company] may terminate arrangements for marketing under the denotification process in the new Cross-border Distribution Directive (Directive EU) 2019/1160. This financial promotion is issued by MGIM who, is the Investment Manager, Promoter and Distributer for the MGF SICAV. MGIM is registered in England and Wales No. 03733094. Registered Office: 3 More London Riverside, London SE1 2AQ. MGIM is authorised and regulated by the Financial Conduct Authority No. 232357.