

# Momentum GF Global Equity Fund (Class A GBP)

month ended 29 November 2024

## Fund details

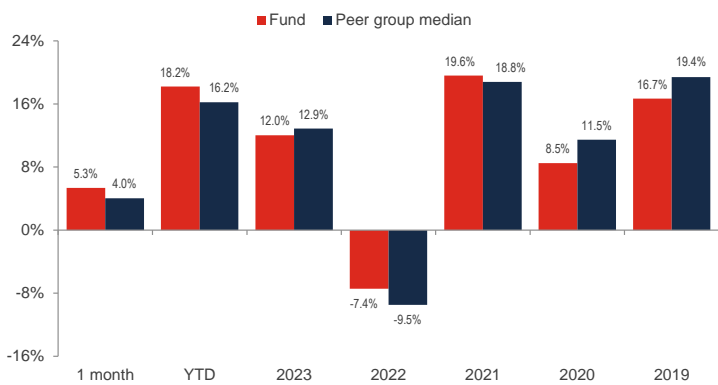
Investment manager: <b>Momentum Global Investment Management</b>	ISIN: <b>LU2426954611</b>	Price per share: <b>GBP 125.12</b>
Inception date (UCITS): <b>16 December 2019</b>	Investment timeframe: <b>7 years +</b>	Currency: <b>GBP</b>
Structure: <b>SICAV - Part I Luxembourg 2010 Law (UCITS)</b>	Subscriptions / redemptions: <b>daily</b>	MGF AUM: <b>GBP 2,718.5 million</b>
Minimum investment: <b>USD 7,500 (GBP equivalent)</b>	Website: <b>momentum.co.uk</b>	Global Equity Fund AUM: <b>GBP 923.5 million</b>
Benchmark: <b>MSCI World NR GBP</b>	Peer group: <b>Morningstar EAA Fund Global Large-Cap Blend Equity</b>	

## Investment objective

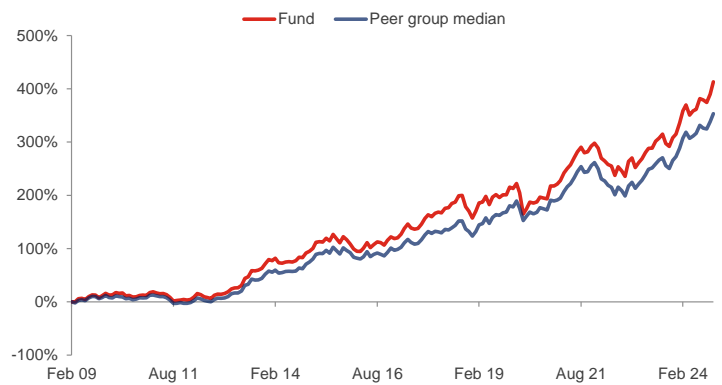
The Fund aims to outperform the MSCI World Index over a rolling 3-year period by investing in a diversified portfolio substantially consisting of shares (equities) listed on international stock exchanges. There is no guarantee that this objective will be achieved over the indicated period, or any other period, and the capital value of the Fund is at risk. The Fund will be actively managed and may be substantially invested in securities contained in the MSCI World Index as a result of such active management. However, the performance of the MSCI World Index will be without direct impact on the portfolio. Any income generated will be reinvested.

Please refer to the Prospectus for full details of the fund, its charges, the investment objective and investment policy.

## Fund performance - Class A GBP (composite basis)<sup>1</sup>



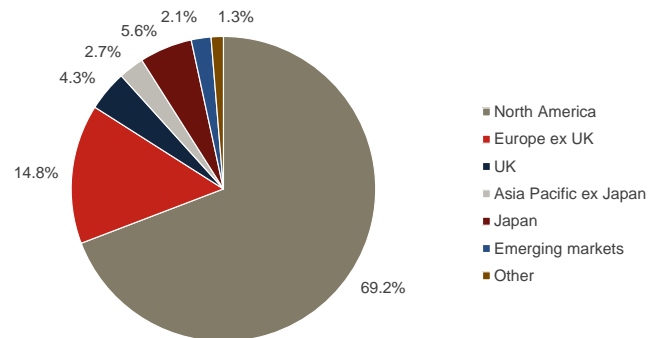
## Cumulative returns - Class A GBP (composite basis, since 28 February 2009)<sup>1</sup>



## Investment statistics - Class A GBP (composite basis, since 28 February 2009)<sup>1</sup>

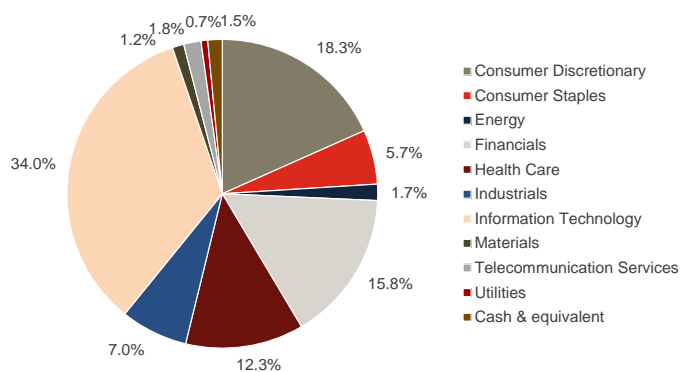
	Cumulative	Annualised
Current month return	5.3%	-
Year-to-date return	18.2%	-
1 year return	22.8%	-
3 year return	24.9%	7.7%
5 year return	59.8%	9.8%
Since inception return	491.2%	11.9%
Annualised volatility:	12.6%	

## Regional allocation

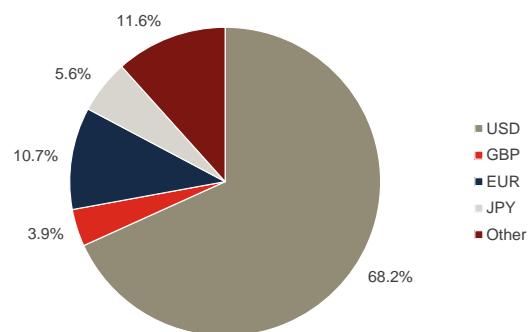


The value of the underlying funds and the income generated from them can go down as well as up, and is not guaranteed. Investors may not get back the original amount invested. The value of investments involving exposure to foreign currencies can be affected by currency exchange rate fluctuations. Past performance is not a guide to future performance.

## Sector allocation



## Currency allocation



Sources: FactSet, Morningstar, Momentum Global Investment Management, J.P. Morgan SE - Luxembourg Branch. Allocations subject to change. All performance data relates to share class A GBP.

<sup>1</sup> Historical performance, figures prior to 12.06.2020, when Momentum IF Global Equity Fund (MIF GEF) merged into the UCITS structure to combine with Momentum GF Global Equity Fund (MGF GEF), and prior to the launch of MGF GEF A GBP, 29.09.2023, have been simulated and comprises four components: i) between 28.02.2009 and 16.12.2019 performance figures reflect MIF GEF A USD; ii) between 17.12.2019 and 09.01.2020 the performance figures are a composite of MIF GEF A USD and MGF GEF I USD on an asset-weighted basis; iii) between 10.01.2020 and 11.06.2020 the performance figures are a composite of MIF GEF A USD and MGF GEF A USD on an asset-weighted basis; iv) between 12.06.2020 and the launch of MGF GEF A GBP the performance figures reflect MGF GEF A USD. Historical performance figures for MIF GEF A USD, MGF GEF I USD and MGF GEF A USD have been adjusted to incorporate the prevailing fees for MGF GEF A GBP and are shown in GBP terms.

## ■ Top 15 holdings

Holding	Sector	Weight
Apple Inc	IT Hardware	2.8%
Microsoft Corporation	IT Software	2.7%
NVIDIA Corporation	IT Hardware	2.5%
Alphabet Inc A	IT Software	1.7%
Meta Platforms Inc A	IT Software	1.6%
Amazon.com Inc	Consumer Products & Retail	1.5%
SAP SE	IT Software	1.2%
Progressive Corporation	Insurance	1.1%
Netflix Inc	IT Software	0.9%
ServiceNow Inc	IT Software	0.9%
Procter & Gamble Company	Consumer Staples	0.9%
Visa Inc A	Consumer Services	0.9%
TSMC Ltd Sponsored ADR	IT Hardware	0.9%
Aon Plc A	Insurance	0.7%
Costco Wholesale Corporation	Consumer Products & Retail	0.6%

Source: FactSet, Momentum Global Investment Management.

## ■ Manager commentary

In November 2024, the Momentum GF Global Equity Fund gained 5.3% in GBP terms, slightly underperforming the MSCI World index, which rose by 5.8%.

Optimism around US companies increased following Donald Trump's success in the US elections. His business-friendly policies have fuelled expectations of lower taxes and reduced regulation. As a result, markets reverted to the long-term momentum trade, with the US market outperforming other regions, growth stocks leading other style factors, and the "Magnificent Seven" mega-cap stocks exceeding the index's return.

While the outperformance of giant-cap growth stocks garnered attention, it was small- and mid-cap growth indices that delivered the strongest performance. US small- and mid-cap growth stocks posted returns exceeding 11%, driving much of the market's gains.

The consumer discretionary sector led the charge with a 9.4% gain. Within this sector, Tesla (+38%) and Amazon (+11.5%) were the top contributors. The portfolio's underweight exposure to both stocks provided some benefit but resulted in underperformance relative to the index. On the other hand, the portfolio's allocation to Granahan US Focused Growth, which is well-positioned in US small-cap growth stocks, was a standout performer, returning an impressive 18.2% for the month.

Source: Bloomberg Finance LP, Momentum Global Investment Management.  
All figures are quoted in US dollars, unless otherwise stated. USD/GBP exchange rate movement over the month of November 2024 is +1.15%.

## ■ Important Information

The value of the underlying funds and the income generated from them can go down as well as up, and is not guaranteed. Investors may not get back the original amount invested. Past performance is not a guide to future performance. Performance is calculated on a total return basis, net of all fees.

The Momentum IF Global Equity Fund merged with Momentum GF Global Equity Fund on 11 June 2020. Both funds are managed to the same strategy and were running in parallel between 16 December 2019 and 11 June 2020. The Momentum GF Global Equity Fund is a sub-fund of MGF SICAV, a Luxembourg-registered Société d'Investissement à Capital Variable (SICAV), organised under Luxembourg Law of 2010.

This is a marketing communication. This document does not provide all the facts needed to make an informed investment decision. Prior to investing, investors should read the Key Information Document (KID) and seek professional investment advice where appropriate. KIDs and the Prospectus are available in English at [momentum.co.uk](https://momentum.co.uk).

This Fund is a sub-fund of the MGF SICAV, which is domiciled in Luxembourg and regulated by the Commission de Surveillance du Secteur Financier. The Fund conforms to the requirements of the European UCITS Directive. Either Momentum Global Investment Management Limited (MGIM) or FundRock Management Company S.A. [the management company] may terminate arrangements for marketing under the denotification process in the new Cross-border Distribution Directive (Directive EU) 2019/1160. This financial promotion is issued by MGIM who, is the Investment Manager, Promoter and Distributer for the MGF SICAV. MGIM is registered in England and Wales No. 03733094. Registered Office: The Rex Building, 62 Queen Street, London EC4R 1EB. MGIM is authorised and regulated by the Financial Conduct Authority No. 232357.