

Momentum GF Global Equity Fund (Class J)

month ended 28 November 2025

Fund details

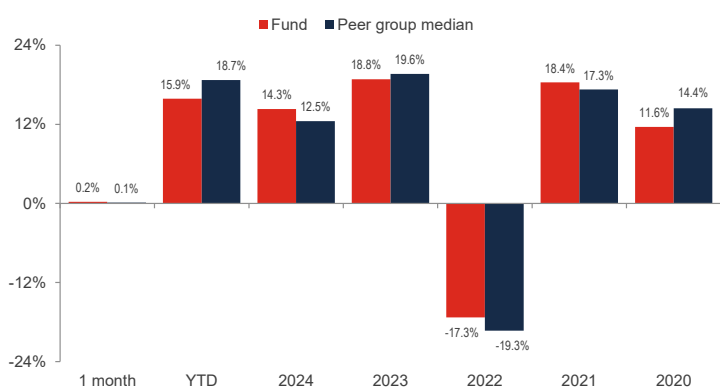
Investment manager: Momentum Global Investment Management	Currency: USD	Inception date (UCITS): 16 December 2019
Investment timeframe: 7 years +	ISIN: LU2000524558	Inception date (Class J): 12 January 2022
Structure: SICAV - Part I Luxembourg 2010 Law (UCITS)	Minimum investment: USD 7,500	Price per share: USD 130.74
Benchmark: MSCI World NR USD	Subscriptions / redemptions: daily	MGF AUM: USD 3,918.2 million
Peer group: Morningstar EAA Fund Global Large-Cap Blend Equity	Website: momentum.co.uk	Global Equity Fund AUM USD 1,138.7 million

Investment objective

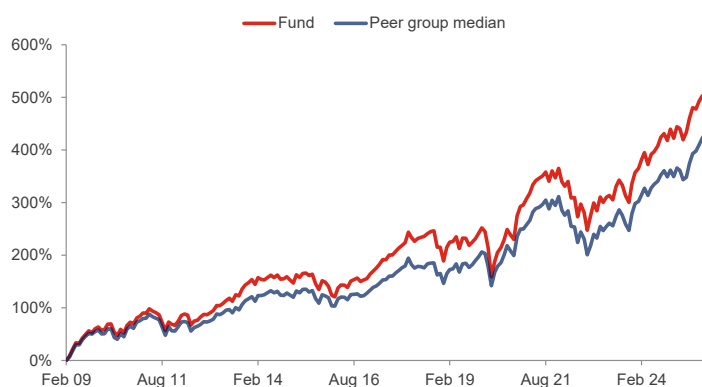
The Fund aims to outperform the MSCI World Index over a rolling 3-year period by investing in a diversified portfolio substantially consisting of shares (equities) listed on international stock exchanges. There is no guarantee that this objective will be achieved over the indicated period, or any other period, and the capital value of the Fund is at risk. The Fund will be actively managed and may be substantially invested in securities contained in the MSCI World Index as a result of such active management. However, the performance of the MSCI World Index will be without direct impact on the portfolio. Any income generated will be reinvested.

Please refer to the Prospectus for full details of the fund, its charges, the investment objective and investment policy.

Fund performance (composite basis, since 28 February 2009)¹



Cumulative returns (composite basis, since 28 February 2009)¹



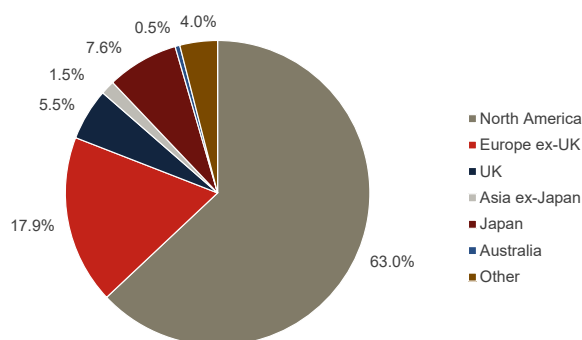
Investment statistics (composite basis, since 28 February 2009)¹

	Cumulative	Annualised
Current month return	0.2%	-
Year-to-date return	15.9%	-
1 year return	12.2%	-
3 year return	51.6%	14.9%
5 year return	61.5%	10.1%
Since inception return	505.4%	11.3%

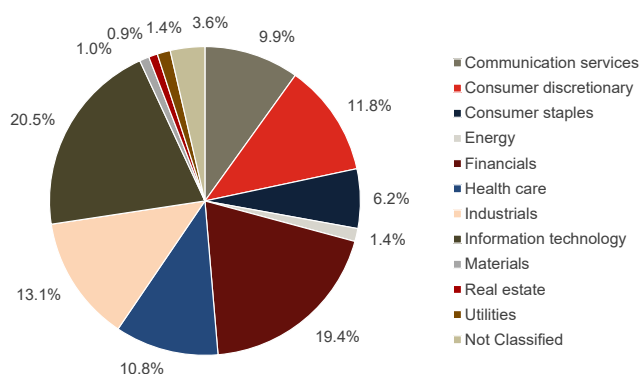
Annualised volatility: 15.5%

The value of the underlying funds and the income generated from them can go down as well as up, and is not guaranteed. Investors may not get back the original amount invested. The value of investments involving exposure to foreign currencies can be affected by currency exchange rate fluctuations. Past performance is not a guide to future performance.

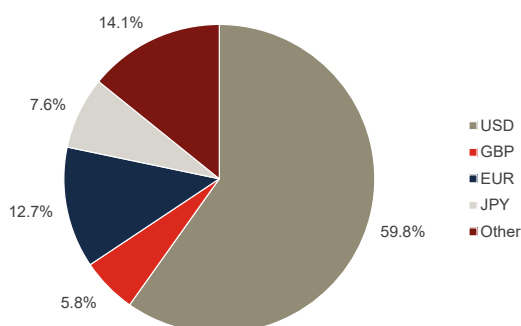
Regional allocation



Sector allocation



Currency allocation



Sources: Bloomberg Finance LP, Morningstar, Momentum Global Investment Management, J.P. Morgan SE - Luxembourg Branch. Allocations subject to change.

¹ Historical performance, figures prior to 12.06.2020, when Momentum IF Global Equity Fund (MIF GEF) merged into the UCITS structure to combine with Momentum GF Global Equity Fund (MGF GEF), and prior to the launch of MGF GEF J on 12.01.2022 comprises four components: i) between 28.02.2009 and 16.12.2019 performance figures reflect MIF GEF A; ii) between 16.12.2019 and 09.01.2020 the performance figures are a composite of MIF GEF A and MGF GEF I on an asset-weighted basis; iii) between 09.01.2020 and 11.06.2020 the performance figures are a composite of MIF GEF A and MGF GEF A on an asset-weighted basis; iv) between 11.06.2020 and 31.07.2020 the performance figures reflect MGF GEF A. Historical performance figures for MIF GEF A, MGF GEF I and MGF GEF A have been adjusted to incorporate the prevailing fees for MGF GEF J.

■ Top 15 holdings

Holding	Sector	Weight
Alphabet Inc	Communication Services	3.3%
Microsoft Corp	Information Technology	2.5%
NVIDIA Corp	Information Technology	2.0%
Apple Inc	Information Technology	1.8%
Amazon.com Inc	Consumer Discretionary	1.7%
Nintendo Co Ltd	Communication Services	1.1%
Johnson & Johnson	Health Care	1.0%
Mastercard Inc	Financials	1.0%
L'Oreal SA	Consumer Staples	0.9%
Medtronic PLC	Health Care	0.8%
Samsung Electronics Co Ltd	Information Technology	0.7%
Meta Platforms Inc	Communication Services	0.7%
Hermes International SCA	Consumer Discretionary	0.7%
Expedia Group Inc	Consumer Discretionary	0.7%
RELX PLC	Industrials	0.7%

Source: Bloomberg Finance LP, Momentum Global Investment Management

■ Manager commentary

In November 2025, the Momentum GF Global Equity Fund gained 0.2% in US dollar terms, marginally underperforming the MSCI World index, which rose 0.3%.

The modest month-end return masked notable volatility: the MSCI World Index was down nearly 4% mid-month before rallying in the final week to finish slightly positive. The AI momentum trade paused, with the tech sector lagging and mixed performance among the "Magnificent Seven." Alphabet gained 13.9%, while Nvidia fell 12.6%, as Alphabet launched its Gemini 3 AI model and introduced its own Tensor Processing Units (TPUs), challenging Nvidia's dominance. Adding to negative sentiment, major shareholders Peter Thiel and SoftBank exited their Nvidia positions, citing uncertainty over long-term sustainability.

Healthcare had a strong month, rising over 8%, driven by several factors: a wave of prominent FDA approvals, heightened M&A activity, and Eli Lilly becoming the first pharmaceutical company to reach a \$1 trillion market cap, supported by strong sales momentum for its weight-loss drugs. The portfolio is slightly overweight Healthcare, and stock selection outperformed the sector benchmark.

Japanese exposure also contributed positively, primarily through the Morant Wright Fuji Yield strategy, which outperformed by 5%. Value stocks in Japan continue to re-rate as companies increase dividends, buybacks, and return on equity.

Source: Bloomberg Finance LP, Momentum Global Investment Management.

■ Important Information

The value of the underlying funds and the income generated from them can go down as well as up, and is not guaranteed. Investors may not get back the original amount invested. Past performance is not a guide to future performance. Performance is calculated on a total return basis, net of all fees.

The Momentum IF Global Equity Fund merged with Momentum GF Global Equity Fund on 11 June 2020. Both funds are managed to the same strategy and were running in parallel between 16 December 2019 and 11 June 2020. The Momentum GF Global Equity Fund is a sub-fund of MGF SICAV, a Luxembourg-registered Société d'Investissement à Capital Variable (SICAV), organised under Luxembourg Law of 2010.

This is a marketing communication. This document does not provide all the facts needed to make an informed investment decision. Prior to investing, investors should read the Key Information Document (KID) and seek professional investment advice where appropriate. KIDs and the Prospectus are available in English at momentum.co.uk.

This Fund is a sub-fund of the MGF SICAV, which is domiciled in Luxembourg and regulated by the Commission de Surveillance du Secteur Financier. The Fund conforms to the requirements of the European UCITS Directive. Either Momentum Global Investment Management Limited (MGIM) or FundRock Management Company S.A. [the management company] may terminate arrangements for marketing under the denotification process in the new Cross-border Distribution Directive (Directive EU) 2019/1160. This financial promotion is issued by MGIM who, is the Investment Manager, Promoter and Distributer for the MGF SICAV. MGIM is registered in England and Wales No. 03733094. Registered Office: 3 More London Riverside, London SE1 2AQ. MGIM is authorised and regulated by the Financial Conduct Authority No. 232357.