

# Momentum GF Global Equity Fund (Class J)

month ended 31 October 2024

## Fund details

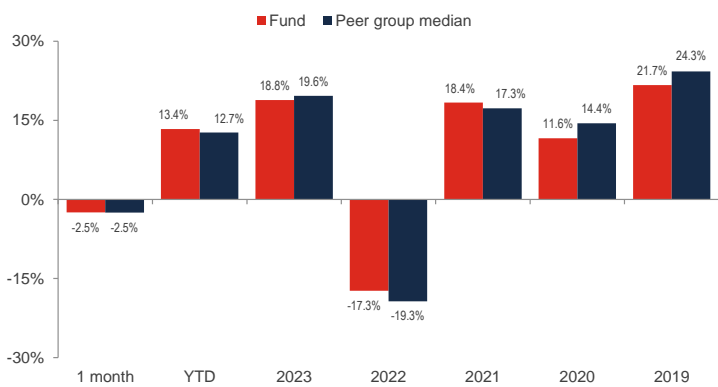
Investment manager: <b>Momentum Global Investment Management</b>	Currency: <b>USD</b>	Inception date (UCITS): <b>16 December 2019</b>
Investment timeframe: <b>7 years +</b>	ISIN: <b>LU2000524558</b>	Inception date (Class J): <b>12 January 2022</b>
Structure: <b>SICAV - Part I Luxembourg 2010 Law (UCITS)</b>	Minimum investment: <b>USD 7,500</b>	Price per share: <b>USD 111.85</b>
Benchmark: <b>MSCI World NR USD</b>	Subscriptions / redemptions: <b>daily</b>	MGF AUM: <b>USD 3,353.1 million</b>
Peer group: <b>Morningstar EAA Fund Global Large-Cap Blend Equity</b>	Website: <b>momentum.co.uk</b>	Global Equity Fund AUM <b>USD 1,262.4 million</b>

## Investment objective

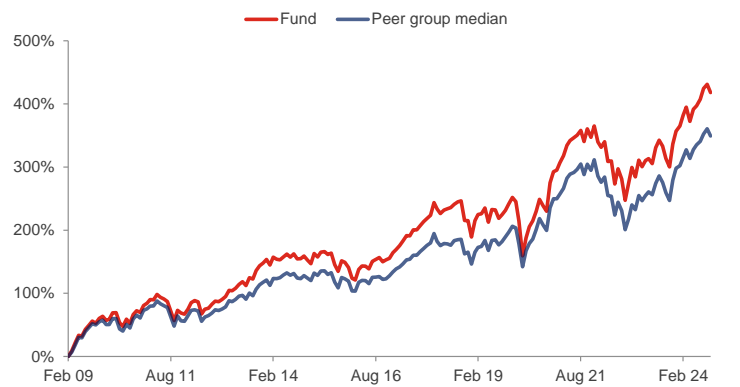
The Fund aims to outperform the MSCI World Index over a rolling 3-year period by investing in a diversified portfolio substantially consisting of shares (equities) listed on international stock exchanges. There is no guarantee that this objective will be achieved over the indicated period, or any other period, and the capital value of the Fund is at risk. The Fund will be actively managed and may be substantially invested in securities contained in the MSCI World Index as a result of such active management. However, the performance of the MSCI World Index will be without direct impact on the portfolio. Any income generated will be reinvested.

Please refer to the Prospectus for full details of the fund, its charges, the investment objective and investment policy.

## Fund performance (composite basis, since 28 February 2009)<sup>1</sup>



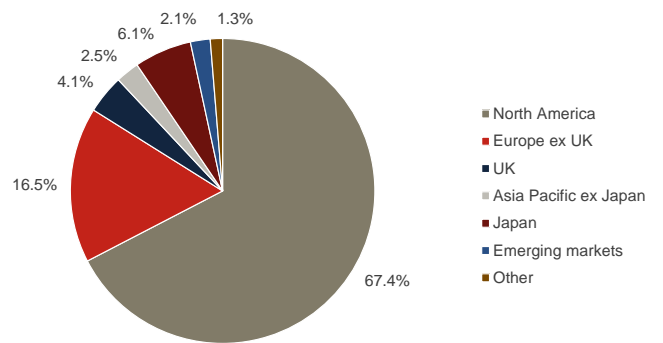
## Cumulative returns (composite basis, since 28 February 2009)<sup>1</sup>



## Investment statistics (composite basis, since 28 February 2009)<sup>1</sup>

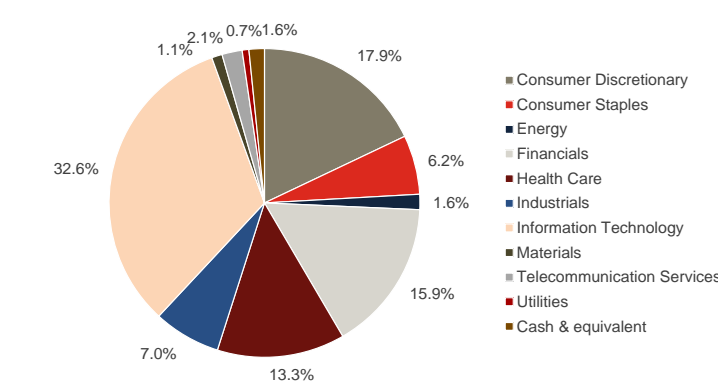
	Cumulative	Annualised
Current month return	-2.5%	-
Year-to-date return	13.4%	-
1 year return	29.4%	-
3 year return	12.5%	4.0%
5 year return	56.2%	9.3%
Since inception return	418.0%	11.1%
Annualised volatility:	15.9%	

## Regional allocation

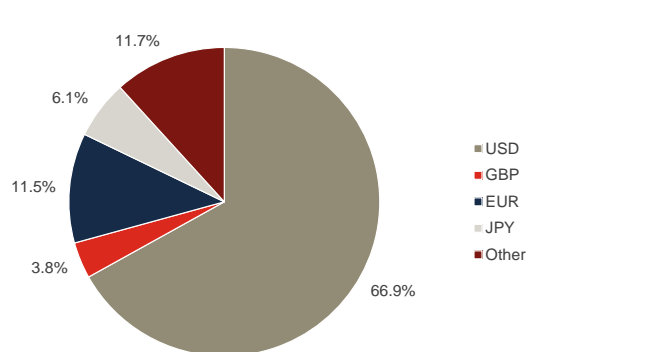


The value of the underlying funds and the income generated from them can go down as well as up, and is not guaranteed. Investors may not get back the original amount invested. The value of investments involving exposure to foreign currencies can be affected by currency exchange rate fluctuations. Past performance is not a guide to future performance.

## Sector allocation



## Currency allocation



Sources: FactSet, Morningstar, Momentum Global Investment Management, J.P. Morgan SE - Luxembourg Branch. Allocations subject to change.

<sup>1</sup> Historical performance, figures prior to 12.06.2020, when Momentum IF Global Equity Fund (MIF GEF) merged into the UCITS structure to combine with Momentum GF Global Equity Fund (MGF GEF), and prior to the launch of MGF GEF J on 12.01.2022 comprises four components: i) between 28.02.2009 and 16.12.2019 performance figures reflect MIF GEF A; ii) between 16.12.2019 and 09.01.2020 the performance figures are a composite of MIF GEF A and MGF GEF I on an asset-weighted basis; iii) between 09.01.2020 and 11.06.2020 the performance figures are a composite of MIF GEF A and MGF GEF A on an asset-weighted basis; iv) between 11.06.2020 and 31.07.2020 the performance figures reflect MGF GEF A. Historical performance figures for MIF GEF A, MGF GEF I and MGF GEF A have been adjusted to incorporate the prevailing fees for MGF GEF J.

## ■ Top 15 holdings

Holding	Sector	Weight
Microsoft Corporation	IT Software	3.2%
Apple Inc	IT Hardware	3.0%
NVIDIA Corporation	IT Hardware	2.9%
Alphabet Inc A	IT Software	1.8%
Meta Platforms Inc A	IT Software	1.6%
Amazon.com Inc	Consumer Products & Retail	1.3%
Progressive Corporation	Insurance	1.1%
SAP SE	IT Software	0.9%
Eli Lilly and Company	Health Care	0.9%
TSMC Ltd Sponsored ADR	IT Hardware	0.8%
Netflix Inc	IT Software	0.8%
Visa Inc A	Consumer Services	0.8%
Procter & Gamble Company	Consumer Staples	0.7%
MercadoLibre Inc	Consumer Products & Retail	0.7%
Novo Nordisk A/S B	Health Care	0.7%

Source: FactSet, Momentum Global Investment Management.

## ■ Manager commentary

In October 2024, the Momentum GF Global Equity Fund fell by 2.5% in US dollar terms, underperforming the MSCI World's 2.0% decline.

Markets were nervous in October in the run up to the US election. As with any period of uncertainty, investors retreated into large and giant cap stocks, with large cap growth stocks as the stronger performers. The "Magnificent Seven" stocks which have been moving in unison in recent years, seem to be less correlated and more impacted by stock specific news in recent months.

During October, Nvidia gained 9.3% and Alphabet 3.2% whilst Tesla fell 4.5% and Microsoft declined by 5.6%. Nvidia is the third largest position in the portfolio at 2.8%. However, given Nvidia's prominence in the index at almost 5%, it was the largest negative contributor to relative returns at 16bps, explaining almost half of October's underperformance.

The portfolio did, however benefit from exposure to other semiconductor companies, such as Taiwan Semiconductors (+9.7%). L'Oreal also fell 16% as quarterly sales falling below expectations, mainly due to lower demand for its beauty products in China.

Source: Bloomberg Finance LP, Momentum Global Investment Management.

## ■ Important Information

The value of the underlying funds and the income generated from them can go down as well as up, and is not guaranteed. Investors may not get back the original amount invested. Past performance is not a guide to future performance. Performance is calculated on a total return basis, net of all fees.

The Momentum IF Global Equity Fund merged with Momentum GF Global Equity Fund on 11 June 2020. Both funds are managed to the same strategy and were running in parallel between 16 December 2019 and 11 June 2020. The Momentum GF Global Equity Fund is a sub-fund of MGF SICAV, a Luxembourg-registered Société d'Investissement à Capital Variable (SICAV), organised under Luxembourg Law of 2010.

This is a marketing communication. This document does not provide all the facts needed to make an informed investment decision. Prior to investing, investors should read the Key Information Document (KID) and seek professional investment advice where appropriate. KIDs and the Prospectus are available in English at [momentum.co.uk](https://momentum.co.uk).

This Fund is a sub-fund of the MGF SICAV, which is domiciled in Luxembourg and regulated by the Commission de Surveillance du Secteur Financier. The Fund conforms to the requirements of the European UCITS Directive. Either Momentum Global Investment Management Limited (MGIM) or FundRock Management Company S.A. [the management company] may terminate arrangements for marketing under the denotification process in the new Cross-border Distribution Directive (Directive EU) 2019/1160. This financial promotion is issued by MGIM who, is the Investment Manager, Promoter and Distributer for the MGF SICAV. MGIM is registered in England and Wales No. 03733094. Registered Office: The Rex Building, 62 Queen Street, London EC4R 1EB. MGIM is authorised and regulated by the Financial Conduct Authority No. 232357.