





**RL**  
**360**

Regular Savings Plan, Quantum (post 2010), Oracle, Paragon and LifePlan Fund Code - 48358

Regular Savings Plan Malaysia and Quantum Malaysia Fund Code - 48359

The **Momentum GF Global Equity Fund** is a multi-manager global equity strategy that invests across multiple investment styles, regions and sectors to access the best opportunities worldwide. Diversification is at the core of the strategy blending investment styles, fundamental and systematic strategies, and differing market capitalisations to optimise performance.

<p><b>BEST IN CLASS:</b> bringing together 10 of the best stock pickers in the world in one fund</p> 	<p><b>FLEXIBLE:</b> going where opportunities are and steering away from risks</p> 	<p><b>SECURE:</b> liquid, daily traded, Luxembourg UCITS, managed by same team since 2009</p> 	<p><b>DIVERSIFIED:</b> Five styles, 10 sectors, 30+ countries, 600+ stocks</p> 
---	---	--	---

**POWERFUL LONG-TERM RESULTS**

**TOTAL RETURN SINCE INCEPTION**  
(March 2009)

**COMPOUNDED OUTPERFORMANCE**

<p>Global Equity Fund USD (A) <b>+539%</b></p>	<p>vs.</p>	<p>Peer Group Median <b>+445%</b></p>
<p><b>Universe of 490 global equity funds</b></p>		
<p><b>Compounded outperformance vs. peer group median +88%</b></p>		



**STRONG ABSOLUTE RETURNS**

**+11.3%p.a**

since inception (March 2009)



**17 + YEARS  
PERFORMANCE  
HISTORY**



**CONSISTENT PERFORMANCE**

Delivered in absolute returns in **>10%** 12 out of 17 calendar years since inception (March 2009)

Source of all data: FactSet, Morningstar, Momentum Global Investment Management, J.P. Morgan SE - Luxembourg Branch. All performance data relates to share class A USD unless stated. Data to 29 May 2026. Past performance is not indicative of future returns.



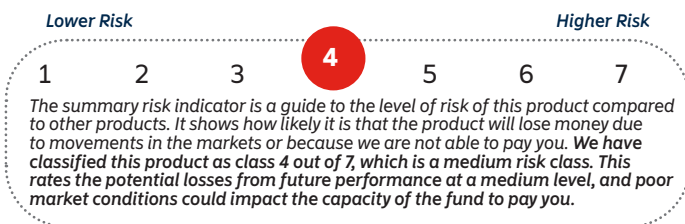
**Performance** (annualised)

1yr	3yrs	5yrs	10yrs	Since Inception
17.9%	17.5%	8.2%	10.3%	11.3%

**Five years discrete performance**

May 25 - 26	May 24 - 25	May 23 - 24	May 22 - 23	May 21 - 22
17.9%	13.7%	21.0%	-1.2%	-7.5%

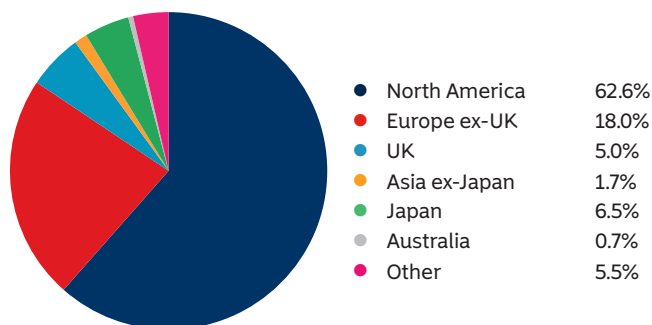
**RISK INDICATOR**



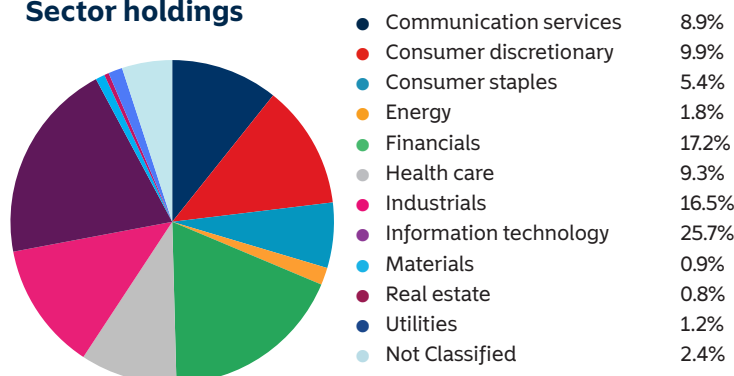
**Underlying Fund Managers**

Manager	Style
Morant Wright	Japan Quality Value
Palm Harbour	Value
Prusik	Asia Value
Rainier	Growth
Robeco	Multi
Artisan	Quality Value
Evenlode	Quality
Granahan	Growth
Jennison	Growth
Lyrical	Quality Value

**Country holdings**



**Sector holdings**



Source of all data: FactSet, Morningstar, Momentum Global Investment Management, J.P. Morgan SE - Luxembourg Branch. Allocations subject to change. All performance data relates to share class A USD. Data to 29 May 2026. Past performance is not indicative of future returns.

Key information			
Investment Manager	Momentum Global Investment Management Limited	Minimum investment	USD 7,500
Currency	USD	Investment horizon	7 years +
UCITS structured SICAV	Part I Luxembourg 2010 Law (UCITS)	Inception date	16 December 2019
Subscriptions / redemptions	Daily	Fund AUM (USD)	\$807 million
ISIN	USD A - LU2000523741    GBP A - LU2426954611	USD B (Dist) - LU3280502264	
	USD B - LU2000523824    AUD A - LU2771660383		
	USD C - LU2000524046    USD H - LU2000524392		
	USD D - LU2000524129    GBP H - LU2426956079		

Investment Manager - Momentum Global Investment Management Limited (MGIM). Management Company - FundRock Management Company S.A. This document is only intended for use by the original recipient, either a MGIM client or prospective client, and does not constitute investment advice or an offer or solicitation to buy or sell. This document is not intended for use or distribution by any person in any jurisdiction in which it is not authorised or permitted, or to anyone who would be an unlawful recipient. The original recipient is solely responsible for any actions in further distributing this document, and in doing so should be satisfied that there is no breach of local legislation or regulation. This document should not be reproduced or distributed except via original recipients acting as professional intermediaries. This document is not for distribution in the United States. Prospective investors should take appropriate advice regarding applicable legal, taxation and exchange control regulations in countries of their citizenship, residence or domicile which may be relevant to the acquisition, holding, transfer, redemption or disposal of any investments herein solicited. Any opinions expressed herein are those at the date this document is issued. Data, models and other statistics are sourced from our own records, unless otherwise stated. We believe that the information contained is from reliable sources, but we do not guarantee the relevance, accuracy or completeness thereof. Unless otherwise provided under UK law, MGIM does not accept liability for irrelevant, inaccurate or incomplete information contained, or for the correctness of opinions expressed. The Momentum GF Global Equity Fund is a sub-fund of the MGF SICAV, which is domiciled in Luxembourg and regulated by the Commission de Surveillance du Secteur Financier. The Funds conforms to the requirements of the European UCITS Directive. Prior to investing, investors should read the Key Information Document (KID) and seek professional investment advice where appropriate. The KIDs and the Prospectus are available in English at momentum.co.uk

The value of investments in discretionary accounts, and the income derived, may fluctuate and it is possible that an investor may incur losses, including a loss of the principal invested. Past performance is not indicative of future performance. Investors whose reference currency differs from that in which the underlying assets are invested may be subject to exchange rate movements that alter the value of their investments. Collective investments are generally medium to long term investments. MGIM (Company Registration No. 3733094) has its registered office at 3 More London Riverside, London, SE1 2AQ, United Kingdom. MGIM is authorised and regulated by the Financial Conduct Authority in the United Kingdom (registration no.232357), and is exempt from the requirements of section 7(1) of the Financial Advisory and Intermediary Services Act 37 of 2002 (FAIS) in South Africa, in terms of the FSCA FAIS Notice 141 of 2021 (published 15 December 2021). For complaints relating to MGIM's financial services, please contact distributionservices@momentum.co.uk. ©MGIM 2026.

## Bowmoor

CAPITAL

BOWMOOR GLOBAL  
ALPHA CTA

Fund	MTD	YTD	3 years p.a.	5 years p.a.
Bowmoor Global Alpha Fund PC (Class D)	1.57%	10.33%	17.97%	12.77%

## AIM

A.I. MACHINES GLOBAL  
MANAGED RISK ("AIM GMR")

Fund	MTD	YTD	3 years p.a.	5 years p.a.
A.I. Machines Global Managed Risk (Class I2)	0.82%	1.39%	8.24%	7.77%

## momentum

global investment management

MOMENTUM GLOBAL  
INVESTMENT MANAGEMENT

Harmony Multi Manager Funds (Class A)	MTD	YTD	1 year	3 years p.a.	5 years p.a.
Harmony Portfolios Global Growth A USD	3.62%	5.82%	15.43%	13.56%	4.59%
Harmony Portfolios Global Balanced A USD	2.61%	4.64%	12.86%	11.05%	3.56%
Harmony Portfolios Cautious Income A USD	0.98%	0.57%	1.63%	0.98%	-2.90%
Harmony Portfolios Sterling Growth A GBP	2.59%	2.90%	11.85%	7.89%	3.23%
Harmony Portfolios Sterling Balanced A GBP	2.06%	2.10%	9.18%	6.60%	2.46%
Harmony Portfolios Australian Dollar Growth A AUD	1.84%	1.14%	6.35%	8.13%	4.08%
Harmony Portfolios Asian Growth A USD	4.51%	10.85%	25.13%	14.03%	3.87%
Momentum Single Manager Funds (Class A)					
Momentum GF Global Equity Fund A USD	4.38%	8.43%	17.87%	17.49%	8.17%
Curate Single Manager Funds (Class A)					
Curate Global Sustainable Equity Fund A USD	4.08%	9.52%	27.18%	22.42%	11.88%
Curate Global Emerging Markets Equity Fund	9.55%	27.37%	59.04%	27.45%	-



MWI MULTI-ASSET

Fund	MTD	YTD	3 years p.a.	5 years p.a.
MWI Multi-Asset Cautious USD	1.48%	1.18%	5.79%	1.13%
MWI Multi-Asset Balanced USD	2.75%	4.99%	8.56%	4.43%
MWI Multi-Asset Growth USD	3.17%	7.42%	10.43%	5.72%
MWI Multi-Asset Cautious GBP	1.10%	2.96%	7.63%	3.31%
MWI Multi-Asset Balanced GBP	2.73%	7.26%	10.97%	5.58%
MWI Multi-Asset Growth GBP	4.72%	11.97%	14.42%	6.53%
<hr/>				
Novia Multi-Asset Cautious USD	1.79%	2.30%	6.81%	2.44%
Novia Multi-Asset Balanced USD	4.14%	7.99%	10.33%	4.80%
Novia Multi-Asset Growth USD	4.88%	10.09%	12.81%	6.36%
Novia Multi-Asset Cautious GBP	1.31%	2.72%	9.18%	3.95%
Novia Multi-Asset Balanced GBP	2.63%	6.16%	11.52%	5.18%
Novia Multi-Asset Growth GBP	4.43%	10.95%	14.29%	5.89%



NOVIA MULTI-ASSET

## MARKETS

Markets	MTD	YTD	1 year	3 years p.a.	5 years p.a.
MSCI AC World	5.16%	12.15%	30.27%	22.30%	11.45%
MSCI World	4.55%	10.49%	27.49%	21.89%	11.96%
MSCI UK	0.50%	6.84%	23.06%	16.05%	12.85%
MSCI Europe ex UK	4.03%	7.43%	15.86%	13.68%	9.22%
S&P 500	5.23%	11.11%	29.31%	23.11%	13.65%
Topix	6.24%	17.33%	44.55%	25.85%	18.37%
S&P/ASX 200	1.12%	1.62%	6.68%	10.78%	7.86%
MSCI AC Asia Pacific ex Japan	10.00%	25.78%	50.93%	24.47%	7.58%
MSCI Emerging Markets	9.69%	25.61%	54.31%	25.15%	7.54%
ICE BofAML Global Broad Market	0.20%	0.16%	2.84%	3.29%	-1.92%

All Performances are as of 31 May 2026

[Fact Sheets will be available here](#)