

This document is marketing material. Investors should also read the Key Information Documents, Prospectus and Supplement prior to investing.

## FIRM

**A.I. Machines:** We are a London-based independent financial technology firm pioneering AI-powered investment strategies.

**Our mission:** To smooth investment journeys and enhance outcomes through smarter, faster, unemotional and unbiased decision-making - offering real diversification to existing human portfolio managers and strategic asset allocations.

**Our Brainchild:** PIE™ (Predictive Investment Engine) is our proprietary AI powerhouse, operating for over a decade. It fully automates the entire portfolio management and risk management process.

**Our Team:** We combine decades of expertise in finance, computer science, natural sciences, and AI.

## FUND PURPOSE

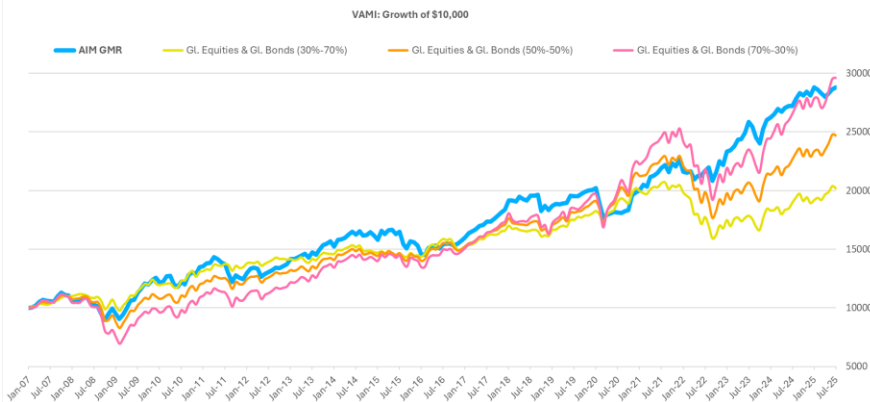
Over a market cycle, the Fund aims to provide a **4-in-1 core portfolio diversifier, offering multiple suitability criteria** that can be matched across the investor risk-profile spectrum via a single fund with a:

1. **Similar Total Return (Outcome) profile to Aggressive/Growth funds**
2. **Similar Volatility (Tolerance-To-Risk) profile to Balanced/Moderate funds**
3. **Similar Maximum Drawdown (Capacity-For-Loss) profile to Cautious/Conservative funds**
4. **Shorter Drawdown Duration (Time-In-Loss) profile than Aggressive, Balanced and Cautious funds**

## FUND HIGHLIGHTS

- **Next-generation Global Tactical Asset Allocation strategy**
- **100% powered by Artificial Intelligence (AI)**
- Operating without emotion or behavioural bias
- Longest fully AI-powered track record in the world
- Diversifying your existing human portfolio manager- and strategic asset allocation risk
- Simple portfolio requiring only 2 asset classes & 3 instruments (**Passive Index Equities and Cash**)
- Tactically able to move global equity (MSCI World) exposure between 10-90% weekly
- No direct risk of a bond, property or commodity bear market
- No direct liquidity, leverage or currency risks

## TOTAL RETURN ("TR")



Source: A.I. Machines and Northern Trust. Basis: NAV based, total return, net of fees in USD. Period: AIM GMR Since Strategy Inception on 31.01.2007 to date.  
Global Equities: iShares MSCI World UCITS ETF (IWWD) - 31.01.2007 to date.  
Global Bonds: iShares 7-10 Year Treasury Bond ETF (IEF) - 31.01.2007 to 31.03.2009, followed by iShares Global Government Bond UCITS ETF (IGLO) from 01.04.2009 to date.

## MONTHLY AND ANNUAL RETURNS

Year	Jan	Feb	Mar	Apr	May	Jun	Jul	Aug	Sep	Oct	Nov	Dec	Total
2025	2.47	-0.76	-1.05	-1.08	1.03	1.30	0.60						2.48%
2024	0.74	1.17	1.75	-1.01	1.33	0.44	0.12	2.23	1.77	-0.70	1.08	-1.13	8.04%
2023	5.13	0.54	1.43	2.31	0.23	2.17	3.81	-1.65	-3.58	-1.99	5.09	3.00	17.31%
2022	-4.71	-0.41	0.53	-3.05	1.30	0.07	2.00	1.34	-5.28	3.62	4.44	-1.54	-2.18%
2021	0.78	2.51	-0.81	3.94	0.53	1.23	1.90	1.06	-2.64	3.61	-1.41	2.84	14.16%
2020	0.64	-6.56	-6.22	1.19	0.71	0.67	-0.09	-0.37	0.92	0.57	6.91	1.28	-1.03%
2019	2.07	0.92	-0.25	0.42	0.23	3.36	-0.26	-0.04	0.95	0.96	0.56	0.30	9.56%
2018	4.34	0.07	-0.52	2.05	-0.89	-0.72	2.07	-0.01	0.51	-7.16	2.60	-2.11	-0.24%
2017	1.77	2.35	0.84	1.10	1.69	0.41	1.84	-0.02	1.37	1.40	1.56	1.30	16.75%
2016	-4.89	-0.03	3.72	1.18	0.32	-1.68	2.61	0.06	0.06	-0.92	0.95	1.67	2.82%
2015	-2.15	4.77	-1.60	1.89	0.24	-2.14	1.28	-6.44	-2.48	4.08	-0.59	-1.80	-5.34%
2014	-3.03	3.88	0.18	0.80	1.84	1.57	-1.51	1.78	-2.38	0.30	1.66	-1.90	2.99%
2013	3.41	-0.09	0.98	1.03	1.23	-2.31	3.13	-1.28	2.78	2.50	0.80	1.52	14.41%
2012	4.03	3.11	0.55	-0.61	-5.22	1.79	1.37	1.14	1.77	-0.34	1.10	1.25	10.08%
2011	0.48	1.86	0.43	3.42	-1.12	-1.91	-1.32	-5.54	-5.73	4.59	-1.49	-0.92	-7.51%
2010	-3.32	0.18	4.13	0.48	-5.93	-1.74	4.05	-2.22	6.47	2.19	-1.31	4.62	7.06%
2009	-5.00	-4.45	4.11	5.86	6.62	0.44	5.79	2.85	3.97	-0.63	2.94	1.90	26.33%
2008	-4.85	1.58	-0.73	2.08	0.87	-4.87	-1.57	-0.64	-6.51	-5.41	5.63	4.98	-9.86%
2007	---	0.24	1.60	3.42	1.30	-0.54	-0.50	-0.31	4.13	3.08	-1.68	-0.56	10.47%

## PERFORMANCE INFORMATION

Source: A.I. Machines and Northern Trust. Basis: NAV based, total return, net of fees in USD. Period: \*SSI (Since Strategy Inception) on 31.01.2007 to date.

Performance from 31.05.2017 to date is 100% powered by A.I. Machines' artificial intelligence investment engine.

**Please note:** The Fund's mandate allows for tactical global equity index (MSCI World) exposure ranging from as little as 10% to as much as 90% on a weekly basis. Therefore, from time-to-time, investors may be under or over exposed to equity markets vs. its typical Cautious (30%), Balanced (50%) or Aggressive (70%) portfolio peers, at any given time.

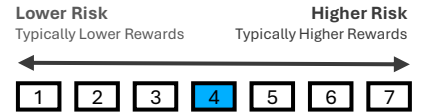
**Past performance does not predict future returns. The value of an investment and the income from it can fall as well as rise and you may not get back the amount originally invested.**

## MONTHLY REPORT (FACTSHEET)

31 JUL 2025

USD (I2 USD Base Acc - ISIN: IE00B94Q3M90)

## SYNTHETIC RISK &amp; REWARD INDICATOR



## KEY FUND FACTS

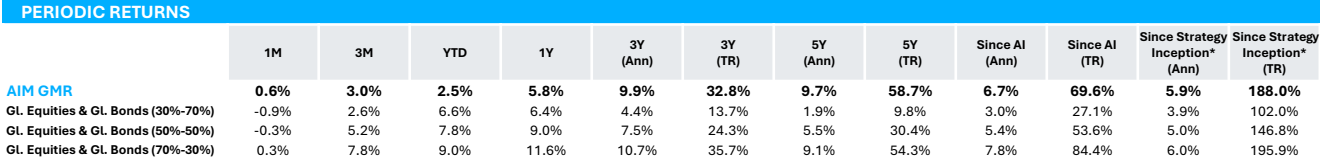
**Fund Structure:** UCITS  
**Fund Type:** Open-ended  
**Domicile:** Ireland  
**Regulator:** Central Bank of Ireland  
**Fund Umbrella:** Sanlam Universal Funds  
**Manager:** Sanlam Asset Management Ireland  
**Investment Manager:** G10 Capital (IQEQ)  
**Depository/Custodian:** Northern Trust  
**Administrator:** Northern Trust  
**Auditors:** KPMG  
**Lawyers:** Maples and Calder  
**Guarantees:** N/A  
**SFDR:** Article 6  
**UK Reporting Fund Status:** Yes (GBP Shares)  
**Financial Year-End:** 31 DEC (Semi-Ann 30 JUN)  
**Strategy Launch Date:** 02.01.2007  
**AI Inclusion Date:** 13.06.2017  
**Benchmark:** No Formal Benchmark  
**Bloomberg:** Dynamic Allocation  
**Citywire:** Mixed-Asset Flexible  
**FE:** Mixed-Asset Flexible  
**Morningstar:** Flexible Allocation  
**UK IA:** Mixed-Asset Flexible  
**Base Currency:** USD  
**Other Currencies:** GBP/EUR/CHF/YEN (Hedged)  
**Income/Dividend Distributions:** N/A  
**Share Classes:** Retail & Institutional – Page 2  
**Subscription/Redemption Settlements:** T+3  
**Notice Periods:** N/A  
**Initial Charge:** 0-5% - Page 2  
**Exit Charge:** N/A  
**Performance Fees:** N/A  
**Annual Management Charges (AMC):** Page 2  
**TER / OCF:** Page 2  
**Minimum Investment Amounts:** Page 2  
**Minimum Additional Investment Amounts:** N/A  
**Minimum Repurchase Amounts:** N/A  
**Dealing Frequency:** Daily (Irish Business Days)  
**Dealing Deadline:** 11:00 AM (Dublin - WET)  
**Valuation Point:** 12:00 Noon (Dublin - WET)

## DEALING CONTACTS

**Northern Trust Dealing & Customer Services**  
T: +353 1 434 5142 (Customer Services)  
F: +353 1 553 9447  
E: Sanlam.TA@ntrs.com (General Queries)  
E: SanlamTAInstruction@ntrs.com (PDF Dealing Instructions)

## SALES CONTACTS

**A.I. Machines**  
Gideon Nell  
T: +44 7825501195  
E: gnell@a-i-machines.com  
E: info@a-i-machines.com  
W: www.a-i-machines.com



AVAILABLE SHARE CLASSES										
Share Class	Inception	ISIN	SEDOL	Bloomberg	MEXID	WKN	Min Investment	AMC	TER	NAV
11 USD Base Acc	31/12/2018	IE00BSQXB616	BSQXB61	SPSGFDE ID	TIJUN		25,000,000	0.50%	0.75%	1.64
11 GBP Base Inc	07/07/2025	IE00086M2XV6	BS7YG46	AMGM1IG ID	TIAATR		25,000,000	0.50%	0.75%	1.00
12 USD Base Acc	02/01/2007	IE00B94Q3M90	B94Q3M9	SPSGFIU ID	TIADR		1,000,000	0.75%	0.93%	2.02
12 GBP Hedged Inc	03/01/2007	IE00B94Q3N08	B94Q3N0	SPSGFIG ID	TIAGD		1,000,000	0.75%	0.93%	1.81
12 EUR Hedged Acc	10/05/2016	IE00BSQXBK30	BSQXBK3	SPSGFIE ID	TIJJR	A2AJ5Y	1,000,000	0.75%	0.93%	1.67
12 CHF Hedged Acc	23/03/2018	IE00BSQXB384	BSQXB38	SPSGFAC ID	TIJJK		1,000,000	0.75%	0.93%	1.59
A2 USD Base Acc	02/01/2007	IE00B94Q3B85	B94Q3B8	SPSGFAU ID	TIADZ		10,000	1.75%	2.32%	1.64
A2 GBP Hedged Inc	03/01/2007	IE00B94Q3K76	B94Q3K7	SPSGFAG ID	TIAVQ		10,000	1.75%	2.32%	1.63
A2 EUR Hedged Acc	04/01/2007	IE00BSQXB277	BSQXB27	SPSGFAE ID	TIJIL	A2P577	10,000	1.75%	2.32%	1.49
A2 YEN Hedged Acc	Not yet launched	IE000OKXUVD8					10,000	1.75%	2.00%	1.00
2A2 USD Base Acc	07/07/2025	IE00025NOBE1	BS7YG57	AMGM2A2 ID	TIAATQ		10,000	1.75%	2.00%	1.00
2A2 GBP Hedged Inc	07/07/2025	IE00080BRRW2	BS7YG68	AMGM2AG	TIAATP		10,000	1.75%	2.00%	1.00
5A2 USD Base Acc	18/11/2022	IE00BL6VJ958	B94Q3K7	SPSGFAG ID	TIAALH		10,000	1.75%	2.25%	1.86
A5 USD Base Acc	13/04/2018	IE00BD07T932	BD07T93	SPSGFLU ID	TIMNA		100	2.50%	3.06%	1.75
A5 GBP Hedged Inc	18/06/2018	IE00BD07TB52	BD07TB5	SPSGFLG ID	TIMJNA		100	2.50%	3.07%	1.66
5N2 USD Base Acc	03/04/2018	IE00BD07TF90	BD07TF9	SPSGN2U ID	TIJIT		10,000	1.75%	3.02%	1.75
5N2 GBP Hedged Inc	26/08/2016	IE00BD081014	BD08101	SPSGN2G ID	TIAABV		10,000	1.75%	3.02%	1.37

Country-Specific Disclosure – South Africa - This is a Section 65 approved fund under the Collective Investment Schemes Control Act 45 of 2002 (CISCA). Sanlam Collective Investments (RF) (Pty) Ltd is the appointed South African Representative Office for the Fund.